ASSOCIATED
Dreams Determination Dexterity

Associated
Alcohols & Breweries Ltd.

Corporate Office :
BPK Star Tower, 4th Floor,
Above Shoppers Stop, A.B. Road,
Indore - 452 008, (M.P.) India
Contact No. +91 731 6662400 / 500
Fax : +91 731 6662410
E-mail : gen@aabl.in
CIN No. : L15520WB1989PLC047211

19th August, 2019

To,
The Manager/ Secretary
Corporate Service Department,
Bombay Stock Exchange Ltd.
14th Floor, PJJ Bhoy Tower,
Dalal Street, Fort,
Mumbai - 400 001

SUB: SUBMISSION OF 30th ANNUAL REPORT FINANCIAL YEAR 2018-19 OF THE COMPANY
SCRIP: 507526

Dear Sir,

Pursuant To Regulation 34 of the Securities and Exchange Board of India (Listing Obligations and Disclosure Requirements) Regulations 2015, we submit herewith the soft copy of the Annual Report for the financial year 2018-19, which has been sent to the shareholders by the permitted mode.
The Annual Report meant for approval and adoption by the shareholders at the ensuing 30th AGM.

This is for information and record.

Thanking you,

Yours truly,
For Associated Alcohols & Breweries Limited

Sumit Jaitely
Company Secretary

ASSOCIATED ALCOHOLS BREWERIES LTD. INDORE

ROBUST

Associated Alcohols & Breweries Limited



Annual Report 2018-19

4 Corporate Snapshot

6 Milestones

8 The Whole Time Director's Letter to Shareholders

14 Our robust business model

22 How AABL is enhancing value for its stakeholders

24 Our performance in 2018-19

26 Our value-enhancing resources

28 Value that we shared with various stakeholders

30 Management Discussion and Analysis

37 CSR Activity

38 Notice

46 Directors Report

64 Corporate Governance Report

77 Financial Statements

Forward-looking statement

In this Annual Report we have disclosed forward-looking information to enable investors to comprehend our prospects and take informed investment decisions. This report and other statements - written and oral - that we periodically make contain forward-looking statements that set out anticipated results based on the management's plans and assumptions.

We have tried wherever possible to identify such statements by using words such as 'anticipates', 'estimates', 'expects', 'projects', 'intends', 'plans', 'believes', and words of similar substance in connection with any discussion of future performance. We cannot guarantee that these forward looking statements will be realized, although we believe we have been prudent in assumptions. The achievement of results is subject to risks, uncertainties and even inaccurate assumptions. Should known or unknown risks or uncertainties materialise, or should underlying assumptions prove inaccurate, actual results could vary materially from those anticipated, estimated or projected.

Readers should bear this in mind. We undertake no obligation to publicly update any forward-looking statements, whether as a result of new information, future events or otherwise.

THE INDIAN ALCO-BEVERAGE INDUSTRY FACES UNFORESEEN REGULATORY CHALLENGES.

Increasing tax incidences.

Significant changes in input costs.

Increased competition from international players.

Growing need for product diversification.

The result is a premium on alco-beverage players to address these challenges.

ASSOCIATED ALCOHOLS.

INTEGRATED FUTURE-FACING ALCO-BEVERAGE COMPANY.

Addressing the challenges of the present.

Equipped to grow its business sustainability in the future.

- Possessing an integrated business model - from ENA manufacture to bottling to marketing
- Strong financial structure with deep financial reserves and a willingness to invest in its future
- Wide product portfolio servicing the growing needs of diverse customers
- Presence in multiple markets, de-risking the Company's presence from an excessive geographic skew
- More than three decades of presence in the industry with an experience of various market cycles

ASSOCIATED ALCOHOLS.

ONE OF THE MOST EXCITING ALCO-BEVERAGE COMPANIES IN INDIA.

EXTENDING FROM PROFITABILITY TO LONG-TERM BUSINESS SUSTAINABILITY.

Background

The Company was founded by Late Shri Bhagwati Prasad Kedia in 1989. Associated Alcohols & Breweries Limited is the flagship company of the Associated Kedia Group involved in the manufacture and bottling of liquor. The Company took over the small distillery of the promoter group and grew into one of the largest distilleries of India with a diversified product portfolio comprising IMIL, ENA, IMFL and quality blended products.

Promoters

The promoters possess more than three decades of experience. The promoters of the Company comprise Mr. Anand Kumar Kedia (Chairman – Business Promotion and Development) and Mr. Prasann Kumar Kedia (Vice Chairman – Operation and Business Development).

Our ethos

Vision: To become an industry leader in liquor manufacturing, distillation and bottling in India and to establish a foothold in the liquor industry as one of the most reputed manufacturing and marketing company

Mission: Associated Alcohols & Breweries Limited undertakes to dedicate itself and all its resources to achieving global excellence in the present sectors of operations and seeking growth.

Values

- To cultivate the highest standards of professionalism, fairness and total customer satisfaction in all our transactions and dealings.
- To create a profound and everlasting impact on our customers through commitment and sincerity.
- To continue the ongoing journey towards honesty, sincerity and integrity with all our stakeholders.
- To spread our wings all across the country and play a dominant role in the liquor industry in India.

Market presence

The Company is one of the largest distilleries in India. The Company has achieved an extensive geographical presence (5 states)

across the sectoral value chain. The Company's principal revenues are derived from the States of Madhya Pradesh, Karnataka and Kerala, cumulatively account for 95% of the Company's revenues.

Products

The Company widened its product portfolio to address the diverse needs of people belonging to all strata of society. Its product range comprises:

- Premium extra neutral alcohol/ grain spirit
- Indian Made Indian Liquor (IMIL)
- Indian Made Foreign Liquor (IMFL)
- Rectified spirit
- Contract manufacturing partner (Diageo – USL)

Facilities

The Company's state-of-the-art manufacturing facility is located at Khodigram Barwaha District, Khargone, Madhya Pradesh which is responsible for alcohol production, bottling and packaging of liquor. All business operations are overseen from the corporate office in Indore.

Expansion

The Company has undertaken expansion initiatives to address the growing needs of domestic and international customers. It is proposed to increase its ENA production capacity from 45 Million litres to 90 million litres by 2021.

Clients

- Diageo/ United Spirits Limited
- Government-regulated retail contractors/agencies (Both IMFL and IMIL)
- Karnataka State Beverages Corporation Limited
- Kerala State Beverages (M&M) Corporation
- Chhattisgarh State Beverages Corporation

Licensed brands/franchised brands

- Bagpiper Deluxe Whisky
- Directors Special Whisky
- Flavoured White Mischief
- Director's Special Gold Whisky
- McDowell's No. 1 XXX Rum.

Proprietary products

- Central Province Whisky
- Titanium Triple Distilled Vodka with Orange and Green Apple flavor
- James McGill Whisky
- Jamaican Magic Rum
- Super Man Series
- Bombay Special Series

Contracted manufacturing brands

- Black Dog Scotch Whisky
- VAT 69 Scotch Whisky
- Smirnoff Vodka
- Black & White Scotch Whisky

Credit rating

CARE reaffirmed the A-/A2 rating on the Company for bank borrowings.

BIG NUMBERS

4.5

(crore litres) ENA manufacturing capacity as on 31st March 2019

32

Bottling lines

12.50

(mn) Bottling capacity as on 31st March 2019

MILESTONES

1989

Incorporated as a public limited company

1990

Started manufacturing and marketing of potable alcohols

2015

Created a completely integrated system including implementation of SAP-ERP across the Board.

2016

Issuance of bonus shares in the ratio of 1:1

1995

Modernisation and expansion of the distillery

2012

Revamping of manufacturing facilities and processes as per the requirement of the day.

2017

- Embarked on an ambitious expansion project from 31.4 MLPA to 45 MLPA

2018

Completed ENA expansion (Phase-1) project successfully

THE WHOLE TIME DIRECTOR'S LETTER TO SHAREHOLDERS

Dear shareholders,

I am pleased to present an overview of our performance for 2018-19.

The year under review was challenging for the Indian alcoholic beverage sector following a significant increase in key input costs and a slowdown of the Indian economy that led to lower consumer spending, lower incidence of eating out and related spending on alco-beverages.

Despite these realities, Associates Alcohols reported its best ever performance: 24.35% growth in revenues, 13.30% increase in EBIDTA and 20.14% rise in PAT.

The only concession to our all-round improvement was a decline in margins following an increase in input costs; the Company's EBIDTA margin declined 149 bps and PAT margin declined 23 bps during the course of the year, which we believe is temporary.

On the overall, the management of the Company is optimistic about it's business model which continues to remain robust, resilient and relevant to prevailing business opportunities.

Challenges and counter-initiatives, 2018-19

In a business where the end realisations need to remain stable even as raw material costs are often volatile, there is a premium on the ability to absorb costs and insulate against price spikes to the extent possible.

Since the Company generates 45% of its revenues from Indian made Indian liquor (IMIL) where realisations are fixed by the government, it was unable to pass the cost increase to consumers. Besides, since the IMFL segment is marked by growing competition, it was difficult to pass on cost increases at will.

During the last quarter of the year under review, alcohol consumption declined on account of restrictions placed in view of the impending general election. The fact that the Company reported only a slight decline in margins in spite of these realities is a testimony to its deep multi-year competitiveness derived from scale, product mix, experience and logistical advantage.

Countering an increase in resource costs: This competence was tested during a challenging 2018-19, when the cost of grain – especially for a company like ours that manufactures grain-based ENA - increased from ₹14,000 per metric tonne to ₹21,000 per metric tonne (at peak). This had a corresponding impact on the Company's financials: there was a 154 bps increase in cost as a percentage of revenue from 48.37% in 2017-18 to 49.91% in 2018-19.

Low gearing: At AABL, we have created a robust business model, strengthening our Balance Sheet. This positive is reflected most visible in the Company's gearing: the Company's debt-equity ratio was an attractive 0.09 during the year under review; interest outflow was ₹2.23 crore against a revenue base of more than ₹400+ crore; interest cover was an attractive 28x and the Company possessed an unutilised working capital limit of 45% in 2018-19, indicating adequate borrowing room within the system should the Company need to mobilise afresh.

New markets: The Company recognised the importance of broad-basing its presence across new markets with the objective to grow revenues on the one hand and de-risk the Company's geographic presence on the other. The Company entered Kerala for the following reasons: sustained increase in income, high urbanisation, matured alcohol appetite, respect for quality brands and the presence of few bottlers. The Company's decision was validated: it encountered strong demand (monthly volume rising to 50,000+ cases), providing a stronger basis to increase investments.

Robust business model

At AABL, we believe that market cycles are temporary; a robust business model endures considerably longer.

Tushar Bhandari
Whole Time Director

24.35%
Growth in revenues

On the overall, the management of the Company is optimistic about it's business model which continues to remain robust, resilient and relevant to prevailing business opportunities.

During the last few years, the Company invested deeper in business building: in an integrated business model extending from ENA manufacture to downstream job-working for other liquor brands to the manufacture-cum-marketing of proprietary alco-beverage labels.

Our manufacturing capacity of 4.5 crore litres of ENA services our captive appetite (for manufacturing IMIL, proprietary IMFL labels, job-working and franchisee brands). The excess ENA is marketed to generate merchant revenues. This value chain – extending from ENA on the one hand and proprietary liquor brands at the other as well as flexible customer arrangements – has helped control costs, increase business liquidity, enhance product quality, strengthen brand visibility, moderate inventory and increased working capital efficiency.

Going ahead, the objective of the Company would be to increase its ENA capacity (work-in-progress), strengthen downstream applications, moderate the quantum of ENA being sold and enhance value-addition. This will ensure two things: enhance the Company's critical mass following a wider ENA base and enhance value-addition across a large sales throughput. This combination of volume and value represents the basis of our strategic direction.

Our strategy

In the business of ENA and alco-beverage marketing, the biggest success driver is scale.

The most competitive companies are also the largest. They market more, generate superior economies of scale, reinvest in the business, market wider and, in doing so, address the country's under-consumption with effectiveness.

This feature cannot be over-emphasised in a country where the consumption of alco-beverages accounts for a mere 5.9 litres per capita compared with 9 litres per capita in a country like USA.

The one feature of our business that the Company intends to progressively leverage is its manufacturing location. The Company secures grain for ENA manufacture from within 400 kms of the manufacturing unit.

This positioning in the heart of the country makes it possible for the Company's products to be delivered with speed at a relatively lower cost, strengthening logistics competitiveness over a competitor located in North India seeking to market in South India.

Growing our own brands

At AABL, we believe that the future in this business lies with companies that possess strong customer-facing brands.

There are a number of reasons for this conviction: well-managed brands endure longer, generate a large revenue throughput and enhance long-term revenue visibility. Well-managed brands enhance business sustainability; they attract superior talent; they increase corporate respect. Well-managed brands become 'value long-term properties' that can be traded and monetised, mobilising large revenues.

In view of these realities, AABL needs to expand the number of IMFL brands. To achieve the following upsides: enhance value for the ENA manufactured within, moderate an excessive dependence on external customers and enhance corporate visibility.

Merchant ENA sales accounted for 50% of total ENA output in FY16, which is 45% today even as our ENA capacity has grown 50% during this period.

Going ahead, the Company intends to increase the number of proprietary and franchisee brands across the various alcohol segments. Besides, the Company will deepen its presence in the existing markets and move into contiguous markets in a measured manner and to the extent possible because this is a business where rapid growth can affect profitability and competitiveness. We plan to cover one market at a time, invest in market building, achieve critical mass and scale up through progressive resource deployment. We believe that this approach will enhance effective resource utilisation, minimise our loss in case of failure in any one market and protect overall business sustainability.

Road ahead

There are a number of reasons why one is optimistic of India's liquor industry.

Per capita alcohol consumption is less than what it is in peer developing economies. India is likely to add ~17 mn legal drinkers each year. There is a

Increasing capacities of molasses-based alcohol producers

The Indian government has encouraged sugar manufacturers to produce more alcohol.

At AABL, we perceive this to be an opportunity. Until 1995, indian industry consumed molasses-based alcohol. Thereafter, grain-based alcohol became popular.

However, alcohol for liquor production fetches the country's sugar industry ₹45 per litre while ethanol provides them assured realisations of ₹50-55 per litre, making it attractive for them to produce the latter. Globally, grain-based ENA is the major raw material for the liquor industry. With Indian consumers trending towards premiumisation, we believe that grain-based ENA has gain popularity as a preferred raw material, strengthening its long-term relevance.

change in the perception of alcohol consumption, graduating it from being forbidden to becoming socially acceptable. There is a growing willingness to eat out than before, increasing the consumption of alco-beverages.

From a more short-term perspective, grain prices stabilised during the later part of the year under review, emerging as the new base. Besides, the Company revised ENA realisations, enhancing margins.

The Company intends to prospect markets like Goa and Odisha in the next financial year. Meanwhile, it will strengthen its presence in Kerala, deploying additional resources, while exiting some sluggish markets. With USL (the Company's largest franchise partner) moving increasingly towards the franchisee model, the Company plans to enter more markets as its franchisee, strengthening margins.

Over the years, we enhanced operating efficiency, invested in a captive power plant to address more than 60% of our power requirements from within and are well on our way to addressing 100% of our power requirements from captive energy sources once the next phase of ENA capacity expansion is implemented.

The Company is a responsible manufacturer, recycling 60% of the water used in the manufacturing process at present but intending to raise this to 100%, reducing our ground water drawal.

A note of thanks

The last few years have been exciting.

We expect the journey to be even more exciting as we expand our ENA capacity.

We are thankful to our investors for believing in us. My assurance to them continues to be that we intend to grow faster from this point, enhancing the value of their investments in an attractive way across the foreseeable future.

Tushar Bhandari
Whole Time Director

Our strategic goals and blueprint

Goal	Achievements in 2018-19	Strategies for the coming years
Sustainably grow our business by maximising capacity utilisation and market expansion	• Stabilised ENA capacity expansion and achieved 100% capacity utilisation • Strong growth reported in the newly entered Kerala market • Proprietary brand offtake increased 25%	• Enter new markets and grow the share of owned brands • Look for franchisee agreements in other markets • Embark on the next phase of ENA production
Optimise operational cost	• Process-strengthening initiatives helping in optimising costs including an increased level of automation • Achieved 60% of the power required for production met through captive sources	• Achieve 100% automation • Meet 100% of power required met through captive sources by 2021.
Strengthen profitability through increased share of own brands and franchisee agreements	• Proprietary brand share in the total revenues increased to 12% from 6% in FY18 • Share of franchisee brands accounted for 18% of the revenues against 14% in FY18	• Introduce premium proprietary brands • Explore franchisee agreements in other markets
Environmentally responsible manufacturer	• More than 80% of the water used in the process is recycled • Installed Water treatment plants and other waste management systems, reducing environmental impact	• Achieve 100% water recycling • Seek alternative water resources; minimise ground water drawal • Continue to harvest water at the manufacturing unit

Expanding geography base

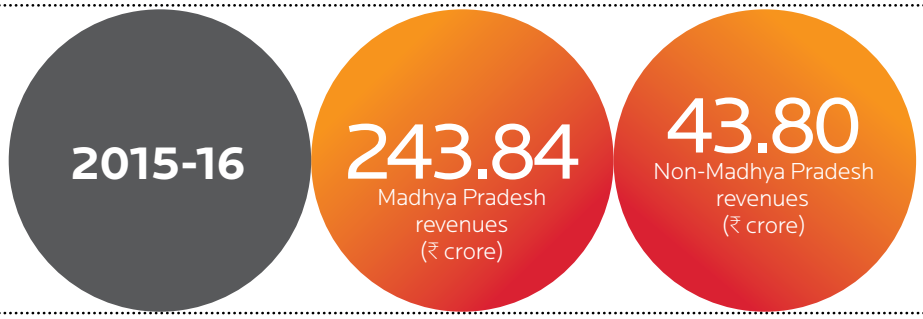

Moving towards value-added products (share of revenues in %)

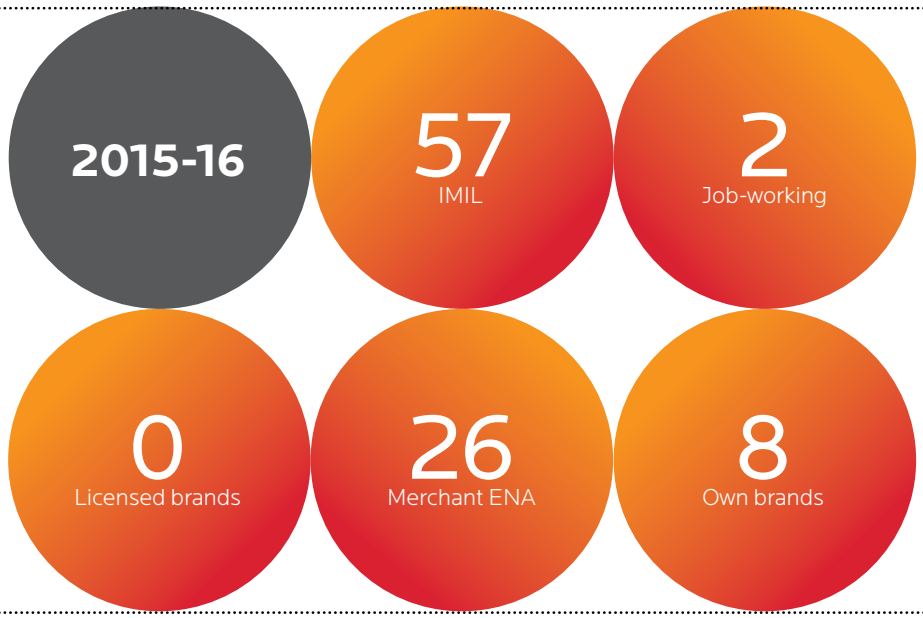

2018-19

327.24
Madhya Pradesh revenues (₹ crore)

82.13
Non-Madhya Pradesh revenues (₹ crore)

2018-19

42
IMIL

2
Job-working

18
Licensed brands

17
Merchant ENA

12
Own brands

Our robust business model

AABL. RESPONDING TO BUSINESS CHALLENGES WITH SPEED, FOCUS AND CONSISTENCY

The challenges faced by the Company during FY2018-19 were unprecedented. The Company responded to them with proactive decisiveness, resulting in enhanced competitiveness.

Key challenges

- Raw material (grain) costs increased by 50% during the year under review, hardening ENA prices and affecting the competitiveness of the downstream alco-beverage sector.
- ENA demand remained erratic due to price differences and other factors
- The Company embarked on an expansion project. The plant was commissioned on scheduled and integration with existing facilities was completed in 40 days.
- Bottling fees and statutory levies were increased by the government.
- With alco-beverages not being covered by GST, there was a loss of input credit for cost of material and capital expenditure.

Counter measures

- The Company extended its grain procurement from *mandis*, cultivators and farmers, circumventing trade intermediaries.
- The Company enhanced operating efficiencies following the expansion, strengthening overall competitiveness.
- The Company entered into additional engagements with new ENA customers, strengthening its order book.
- The Company's backward integration into the manufacture of packaging material (PET bottle) enhanced benefits from GST.

The Company enhanced operating efficiencies following the expansion, strengthening overall competitiveness

AABL. MIGRATED SMOOTHLY FROM CONVENTIONAL ACCOUNTING TO IND AS

AABL migrated to IND AS, the new financial reporting standard, from 1st April 2016, which was completely adopted and implemented from FY2017-18.

The new financial reporting standard demanded the presentation of transactions at their fair value to provide realistic and appropriate reporting, indicating a fair financial position to stakeholders.

This application of the new standard called for a revision of historical values of assets and liabilities to the fair value to provide a fair valuation of the entity. The general fear was that once the numbers were restated there would be a large diminution in AABL's financials, potentially affecting stakeholder confidence in the Company's governance.

The Company adopted and implemented IND AS without a substantial material impact. This validated the Company's governance standard, reinforcing the credibility of its financials and carrying value of assets and liabilities.

Key challenges and counter initiatives

- The migration to any new set of financial standards is challenging.
- AABL had invested in extensive systems with appropriate controls over financial reporting, making it possible to overcome the challenges of first-time adoption and implementation.
- The Company's proactive use of cutting-edge enterprise resource planning (SAP-ERP) facilitated a migration to the new standard. At no point of the adoption and implementation of IND AS did the Company face any issue from existing systems, a positive commentary on the Company's practices.
- The Company exercised the deemed cost option to value the property, plant and equipment, carrying forward the written down value as the deemed cost for the purpose of the IND AS application.
- The result is that the Company's Balance Sheet continues to be conservative and there is still unlocked value in the immovable properties stated on the Company's books.

Outlook

AABL has always been a firm believer in realistic, appropriate and complete disclosures.

Since the new standards are applicable and notified by the Ministry of Company Affairs, the Company takes into consideration all new standards with amendments and quantifies their impact separately in the annual financial statement. This has helped enhance an understanding of changes being introduced by new standards and amendments.

The Company's proactive use of cutting-edge enterprise resource planning (SAP-ERP) facilitated a migration to the new standard. At no point of the adoption and implementation of IND AS did the Company face any issue from existing systems, a positive commentary on the Company's practices.

Our robust business model

AABL. POSSESSING A LEAN AND STRONG BALANCE SHEET

A strong Balance Sheet is driving our robust business model. This is empowering the Company to stay liquid and profitable across market cycles, strengthening business sustainability.

Balance Sheet strengths

AABL is a relatively under-borrowed Company, marked by modest debt. This low leverage has provided the Company with an advantage: the management has generally selected to fund capacity expansions through accruals. This approach has empowered the Company to nurse a relatively small Balance Sheet, an attractive hedge across market cycles.

Strong fundamentals

The Company has deepened the use of prudent accounting practices. In view of this, the Company established a consistency in its accounting treatment, reinforcing its credibility.



Key Balance Sheet ratios, 31st March 2019

0.09
Debt-equity ratio

28x
Interest coverage ratio

3.5%
Fixed asset turnover ratio

35 days,
Working capital turnover

30 days,
Receivables cycle

AABL. EFFECTIVELY NEUTRALISING THE IMPACT OF REGULATORY ACTION

Over the years, the Company has invested in an integrated model that helps absorb unforeseen sectoral developments, spread risk better across the value chain and enhance competitiveness.

Key regulatory changes

- Hike in minimum support prices impacted input costs
- ENA, being outside the GST ambit, impacted input tax credit claims
- Arbitrary hikes in taxes and duties affected margins

How the AABL business model mitigated impact

- The integrated business model helped the Company absorb or rationalise costs
- The Company keeps track of market developments to source cheaper inputs from alternative sources
- The Company seeks to source 100% of its power from lower cost captive energy sources in coming years (presently at 60%).
- The Company's multi-segment presence (IMIL to IMFL), franchisee arrangement, job-working and merchant ENA sales have moderated an excessive dependence on any one segment

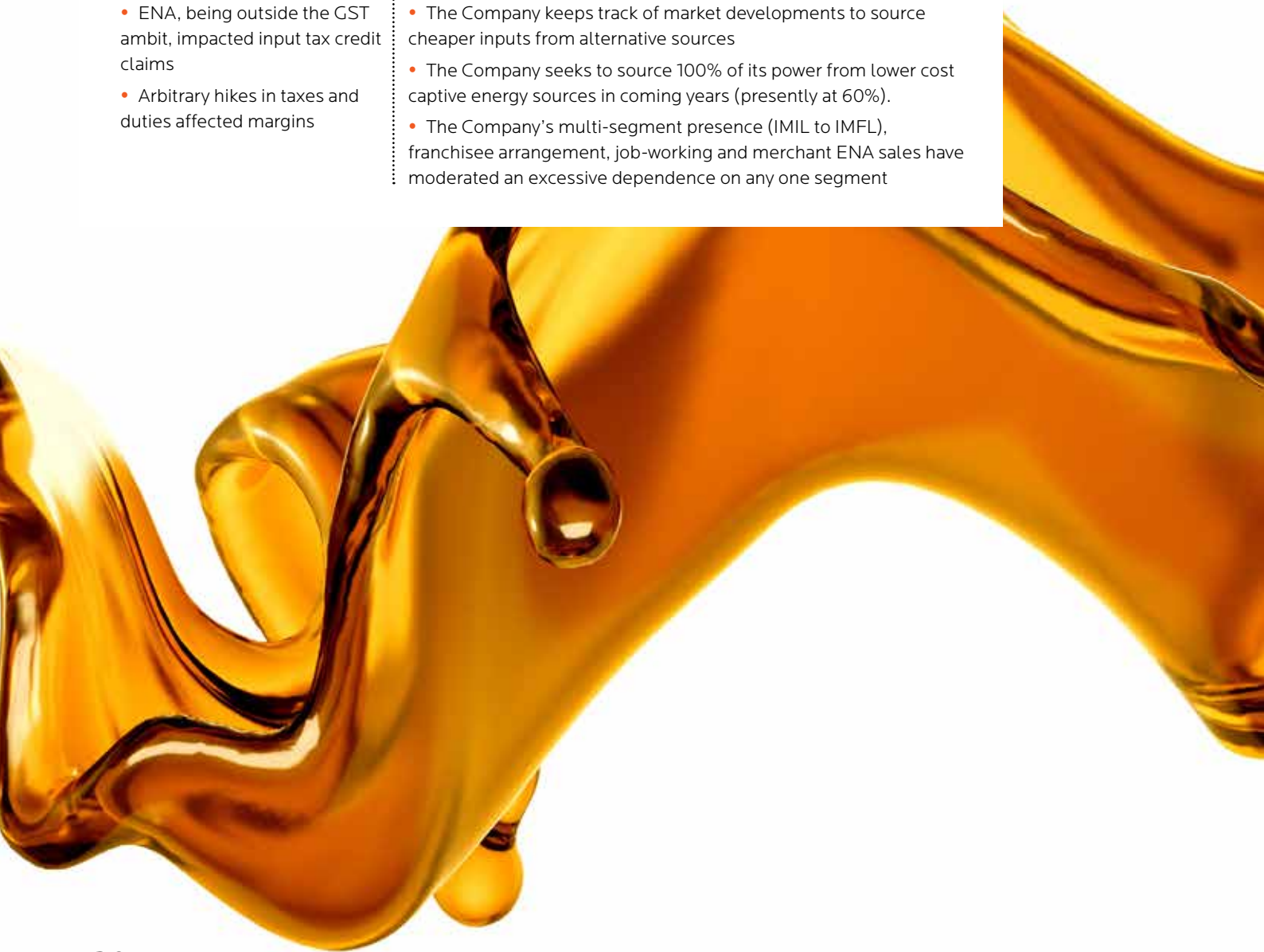

Big numbers

5
States where AABL is present

15%
Average EBIDTA margin reported by the Company in the last three years

85%
Average cost of operations in the three years ending 2018-19

HOW AABL IS ENHANCING VALUE FOR ITS STAKEHOLDERS

There is a growing importance of the Value-Creation Report as a communication discipline.

This Report overcomes the shortcomings of the conventional communication approach through a comprehensive reporting framework that reconciles 'hard' and 'soft' initiatives into an integrated format.

Integrated reporting combines different reporting strands (financial, management commentary, governance and remuneration, and sustainability reporting) into a coherent whole that explains an organisation's holistic ability to create, enhance and sustain value.

The primary purpose of it is to explain to the providers of financial capital how an organisation enhances value over time. The impact of the integrated report extends beyond financial stakeholders to enhance understanding across all stakeholders - including employees, customers, suppliers, business partners, local communities, legislators, regulators and policy-makers - focused on an organisation's ability to enhance value across time.

Integrated Reporting also highlights how green and ethical values drive long-term growth. This shift from the 'hard' to 'soft' (non-financial data) helps the investors screen a Company more comprehensively, addressing the needs of the investor fraternity/ government agencies.

Business relevance

There has been a growing trend in the consumption of alcohol owing to urbanisation, rising income and favourable demographics.	India, the second largest population globally, is expected to add ~17 mn people to the legal drinking community each year.	Changes in socio-demographics are making it easier for young adults to consume alco-beverages; higher life expectancy has increased consuming among adults.	Rising aspiration among Indians is driving the consumption of premium spirits.	Rise in beer demand is aligned with increasing numbers of young Indians who have turned to beer as a social drink.

Our business discipline

AABL's integrated business model focused on enhanced ENA capacity.	The Company extends into one state, deepens its presence and generates resources for onward investment.	The Company's product diversification has widened its portfolio.	The Company has strengthened its governance as a driver of growth and credibility.	The Company focused on continuous R&D investment and innovative product introduction.
		The Company retained moderate debt with the objective to reduce interest outflow, enhancing liquidity	The Company proactively undertook environment conservation initiatives	The Company chose to invest in its given location in central India with a strategic purpose (compared to players who concentrated in Northern India).

Our key differentiators

Grain-based ENA manufacturer, resulting in superior product quality; it also moderates the consumption of water, power and steam	Process residue is utilised as a byproduct for generating additional revenues and profits	Largest ENA capacity in India has increased our procurement and marketing economies	Created a wide range of products with B2B and B2C impact
	Provided products of unmatched quality	Our robust financials have helped absorb transitory sectoral shocks	Strong project management competence

Our focus

Cost: We aspire to emerge as one of the lowest-cost ENA producers, moderating costs through higher integration, automation and scale

Environment: We have been focusing on environment management since inception through initiatives like water recycling, water treatment plants, among others

People: The Company's knowledge experts have strengthened its competitiveness. The Company had 457 employees as on 31st March 2019 with a greater than 90% retention rate.

Innovation: The Company has continuously invested in innovation, research and development.

Technology: The Company has embraced cutting-edge technologies to enhance operating efficiency.

OUR PERFORMANCE IN 2018-19

AABL's growth, despite a challenging year, came from various forward-looking intentions, initiatives and investments

Revenue growth
AABL's revenues grew at a CAGR of 13% in the last three years ending 2018-19 (₹411 crore total revenue)

Footprint
AABL widened its footprint from one State in 2014-15 to five in 2018-19

Financial leverage
AABL's better gearing indicated adequate capitalisation and room to grow the business without additional borrowings

Governance
AABL boasts of a strong Board with members representing diverse industry experiences, strengthening its bandwidth

People
AABL reported a high people retention rate (90%, 31 March 2019; senior management retention 100%, 31 March 2019)

Capacities
The Company's ENA manufacture capacity grew from 3 crore litres FY2015-16 to 4.5 crore litres in FY2018-19.

Portfolio
AABL's product of proprietary brands grew from 8% in 2015-16 to 12% in 2018-19.

Integration
AABL has integrated its business through the captive manufacture of ENA and power, reducing its dependence on external sources.

OUR VALUE-ENHANCING RESOURCES

Our focus

Financial capital
The financial resources that we seek are based on funds we mobilise from investors, promoters, banks and financial institutions in the form of debt, net worth or accruals.

Manufactured capital
The Company's manufacturing infrastructure, technologies and equipment constitute its manufactured capital. The proximity of the Company's plants to its raw material is integral to AABL's manufacturing competence.

Human capital
Our management, employees and contract workers form a part of our workforce, the experience and competence enhancing value.

Intellectual capital
Our focus on cost optimisation and operational excellence, as well as our repository of proprietary knowledge account for our intellectual resources.

Natural capital
The Company depends on grains, for manufacturing various products.

Social and relationship capital
Our relationships with communities and partners (vendors, suppliers and customers) influence our role as a responsible corporate citizen.

Value created

Financial capital

411	16.74	20
Turnover (₹ crore)	Earnings per share (₹)	RoCE (%)

Influencers of business fundamentals

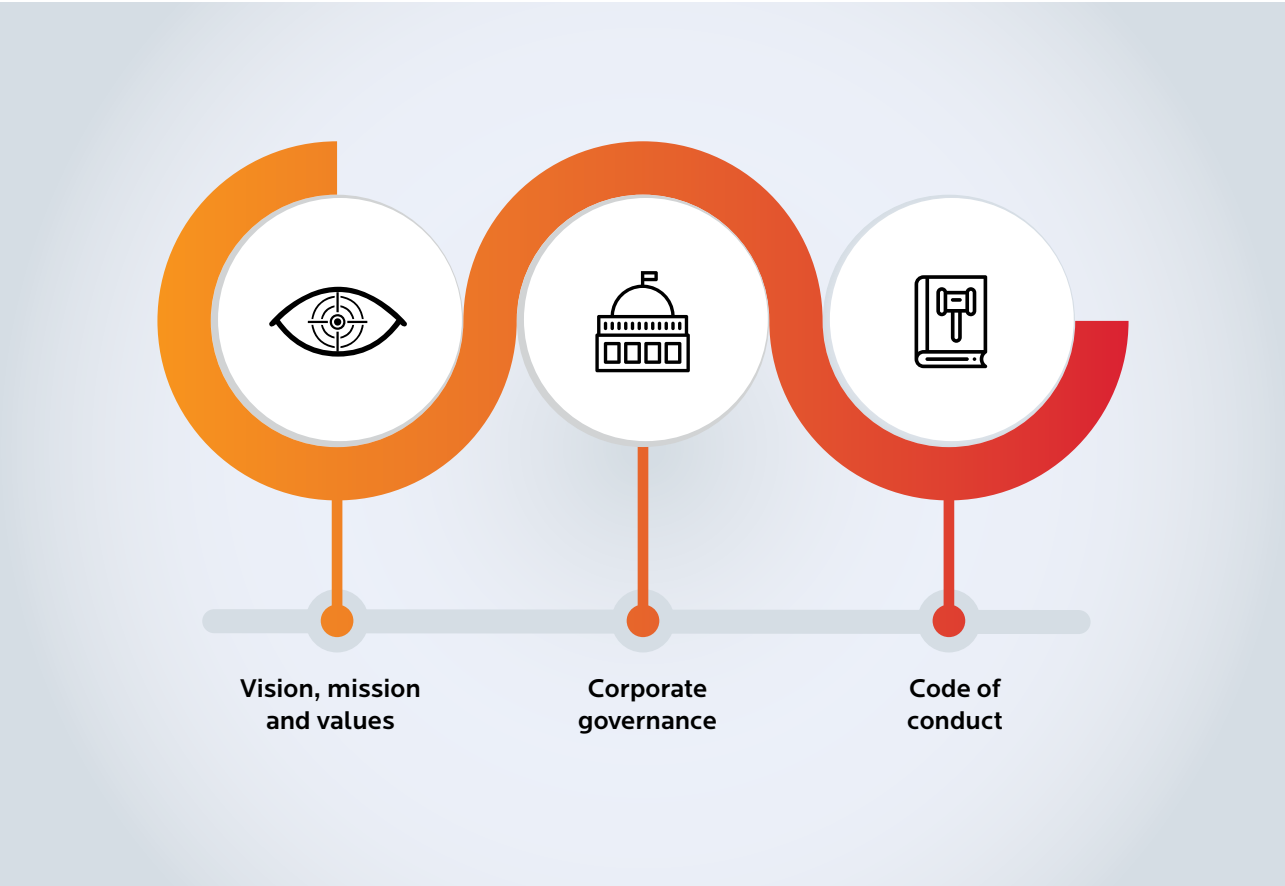

Human capital

Direct and indirect employees	457 Number of employees	19.63 Total remuneration, 2018-19 (₹ crore)

Manufacturing capital

3 Number of manufacturing facilities (including a bottling tie-up in Kerala)	90 (%) Share of employees associated with the Company for five years or more

Intellectual capital

375 (Years) Cumulative senior management experience

VALUE THAT WE SHARED WITH VARIOUS STAKEHOLDERS

Investors
The Company enriched investors through dividends

Suppliers
The Company sourced major raw material grains.

Employees
The Company provided remuneration worth ₹19.64 crore and provided stable employment

Government and regulations
The Company is major contributor to exchequer, the employment catalysed the local community through downstream economic benefits

Making our power cost almost free!

Our current boilers generate high pressure steam whereas our processes require low pressure steam. We use the high pressure steam to generate power and this meets 60% of our power requirement. Our next phase of expansion of ENA capacity will comprise integrated steam cogeneration, which will not only help us meet 100% of our required power from captive sources but also generate surplus power. The cost of power is expected to be nominal, resulting in sizable savings. Currently, power cost accounts for 9% of the cost of our operations.

Our expansion from 4.5 crore litre to 9 crore litre

- We expect to achieve 100% of our existing ENA for captive use by FY20
- We plan to embark on the phase II of the expansion to reach 9 crore litres by 2021
- The estimated project cost is ₹120 crore
- Integrated a cogeneration line to drive captive power generation

What is expected to drive the market...

- ENA capacity will be a key decider for players in the industry
- Regional players could enjoy better prospects as key international brands are shutting capacities and working on the franchisee model
- Small and cheaper players will find it increasingly difficult to survive as it could be challenging for them to sustain thin margins without deep pockets

MANAGEMENT DISCUSSION AND ANALYSIS

Review of the global economy

Following a robust 3.8% growth in 2017 that extended into the first half of 2018, the global economy slowed in the second half of 2018. The reason for this decline can be found in a confluence of factors like the failure of Brexit negotiations, tightened financial conditions, geopolitical tension, trade wars and higher crude oil costs. Global economic growth is estimated at 3.6% in 2018 and projected to decline further to 3.3% in 2019.

Outlook

A sharp deceleration of global trade driven by ongoing trade tensions is slowing the global economy. As per the current estimations by the International Monetary Fund, the real global economic growth is expected to be at 3.2%. The slowdown is likely to be driven by slower than expected growth in the emerging economies. Advanced economies like the US and Europe are expected to grow slower than in 2018.

Review of the Indian economy

India emerged as the sixth-largest economy, retaining its position as the fastest-growing trillion-dollar economy. However, after growing 7.2% in 2017-18, the Indian economy was estimated to grow at 6.8% in 2018-19 as per the third advanced estimate of the Central Statistics Office (CSO).

The government impetus on Make in India, investment in infrastructure and Smart Cities, rising disposable income, implementation of Seventh Pay Commission, recovery in exports and lower inflation accumulated growth factors, however in-spite the demand factor felt a weakened consumer sentiment. The weaker sentiment was also on account of a large non-banking financial institution announcing its inability to address liabilities.

In 2018, the country attracted ~US$ 42 billion In FDI inflows as per the World Investment Report 2019. Driven by strong policy reforms, India witnessed a 23-notch jump to a record 77th position in the World Bank's latest report on the 'Ease of Doing Business' that captured the performance of 190 countries.

During the fiscal under review, the Indian Government continued to invest deeper in digitisation, renewable energy capacity generation and infrastructure building.

Outlook

The Indian economy appears to be headed for sustained sluggishness in 2019-20. Even as a new government is expected to remain pro-investment and pro-business resulting in a larger spending on infrastructure building, an economic revival appears some quarters away. The long-term outlook of the country appears to be positive on account of the various economic reforms, increasing aspirations, sustained consumption momentum and a national under-consumption across a range of products appearing to correct. (Source: CSO, Business Standard)

Global alcoholic beverages industry overview

The global alcoholic beverages market was valued at US$ 1,439 billion in 2017, and is expected to reach US$ 1,684 billion by 2025, registering a CAGR of 2.0% from 2018 to 2025. Globally, beer from barley, wine from grapes and other distilled beverages are sold as commodities.

The growth of the global alcoholic beverages market is driven by an increase in global young-adult demographic, surge in disposable

income, and rise in consumer demand for premium/super premium products. However, high cost of premium/super premium products and escalation of nonalcoholic beverages market owing to increase in health concerns, are expected to restrict growth in this market in the near future. Furthermore, recent developments in honey-derived products appear to be a viable alternative to produce innovative alcoholic drinks and to drive the future growth of this market.

GLOBAL ALCOHOLIC BEVERAGES MARKET
BY TYPE

The **BEER** segment dominates the alcoholic beverages market and is expected to retain its dominance throughout the forecast period

In 2017, the distilled spirits segment accounted for more than one-third of the global market share. In terms of volume, this segment held approximately 28% share in the overall market, attributed to increase in premium/super premium whiskey consumption and the demand shift from beer to distilled spirits such as rum, whiskey, vodka, and others. Thus, this segment is anticipated to provide high stability in terms of demand along with significant return on investment for the stakeholders, owing to its high growth rate and significant revenue contribution.

GLOBAL ALCOHOLIC BEVERAGES MARKET
BY DISTRIBUTION CHANNEL

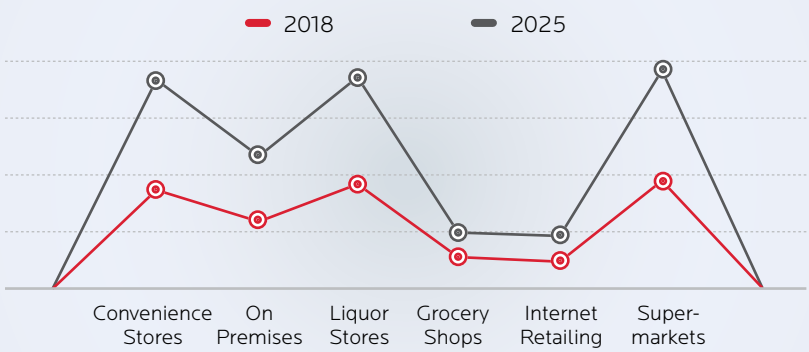

The **SUPERMARKET & LIQUOR STORE** segment dominated the alcoholic beverages market in 2017 and is expected to retain its dominance throughout the forecast period, 2018-2025

With rapid urbanisation in emerging economies, the number of supermarkets is on an increase in major cities. Moreover, the availability of products at a low cost and high accessibility of a wide variety of alcoholic beverages through supermarkets are fueling the growth of this segment. Furthermore, high visibility and attractive assortment of alcoholic beverages, increase in disposable income of consumers along with changes in preferences toward premium products have strengthened the growth of this distribution segment.

GLOBAL ALCOHOLIC BEVERAGES MARKET
BY REGION

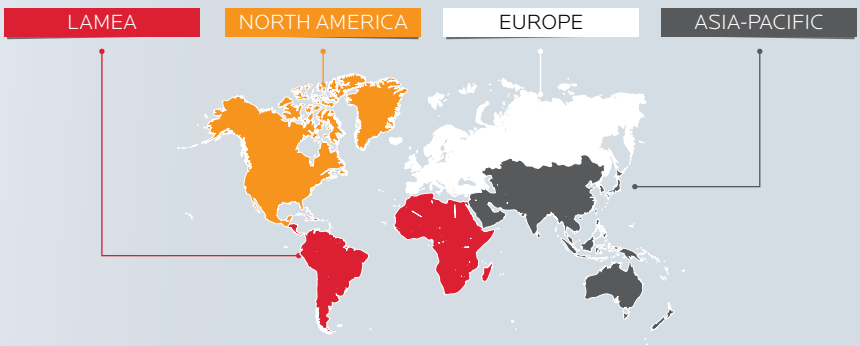

Europe region would exhibit the **CAGR of 2.3%** during the forecast period 2018-2025

[Source: Allied Market Research, https://www.alliedmarketresearch.com/alcoholic-beverages-market]

Indian alcoholic beverages industry overview

India is one of the fastest-growing alcohol markets in the world. Rapid increase in urban population, a sizable middle-class population with increasing spending power, and a sound economy are certain significant reasons behind the increase in alcohol consumption in India.

The Indian alcohol industry is segmented into IMFL (Indian made foreign liquor), IMIL (Indian made Indian liquor), wine, beer and imported alcohol. Imported alcohol accounts for a meager share of around 0.8% of the Indian market. The heavy import duty and taxes levied push up the price of imported alcohol. Alcohol is exempted from the taxation scheme of GST.

The Indian alcohol market is growing at a CAGR of 8.8% and is expected to reach 16.8 billion liters of consumption by 2022. The popularity of wine and vodka is increasing at a remarkable CAGR of 21.8% and 22.8% respectively. India is the largest consumer of whiskey in the world and constitutes about 60% of the IMFL market.

Though India is one of the largest consumers of alcohol in the world owing to its huge population, the per capita alcohol consumption of India is low compared to Western countries. The per capita consumption of alcohol per week for the year 2016 was estimated at 147.3 ml and it is expected to grow at a CAGR of 7.5% to 227.1 ml according to estimates.

The states of Andhra Pradesh, Telangana, Kerala, Karnataka, Sikkim, Haryana and Himachal Pradesh are amongst the largest consumers of alcohol in India. The most popular channel of alcohol sale in India is the liquor store; alcohol consumption is primarily an outdoor activity and supermarkets and malls are present only in Tier I and Tier II cities of India.

The trends and patterns of alcohol consumption are changing in the country. With the increasing acceptance of women consuming alcohol, growing popularity of wine and high demand for expensive liquor, the market scenario seems to be optimistic.

Alcoholic beverage market in India outlook

India is the third-largest and fastest-growing liquor market in the world. Alcoholic beverages are considered a sunrise industry owing to a high-growth potential and increasing social acceptance. The alcoholic beverages market in India is expected to grow at a CAGR of around 7.72% over a 10 year period to reach a value of ₹5.3 trillion in FY 2026.

An average Indian male drinker consumes three times more alcohol than an average woman drinker. South Indian states constitute the highest alcohol consuming region. There are various types of alcoholic beverages in India, but beer is the fastest-growing segment.

Extra neutral alcohol industry (ENA) outlook

Extra Neutral alcohol, or ENA, is a colourless food-grade alcohol without impurities. It has a neutral smell and taste, and typically contains 96% alcohol by volume (ABV). ENA is derived from various sources – sugar cane, molasses, grains, etc. It is used in the production of alcoholic beverages such as whisky, vodka, gin, cane, liqueurs, alcoholic fruit beverages and aperitifs. IMARC Group's latest report find that the ENA market in India has reached a volume of 2.7 billion litre in 2017, exhibiting a CAGR of around 6.1% during 2010-2017.

The market for ENA has gained high momentum in the past few years primarily as a result of increasing alcohol consumption in the region. In India, almost 90% of ENA is used for potable alcohol, which accounts for an annual production capacity of nearly 2.7 billion litres. These figures are expected to increase owing to a rise in the demand for potable alcohol, catalysed by increasing disposable income, changing attitudes towards drinking, western influences and a gradual shift from country liquor to Indian Made Foreign Liquor (IMFL). According to the report, the market is projected to reach a volume of 3.8 Billion litres by 2023.

IMFL industry overview

This segment is now estimated to be valued at more than ₹3,000 bn by 2026, expanding at a CAGR of 5.2% over the forecast period. Increasing urban population and rising disposable income are anticipated to fuel the development of the Indian alcohol market throughout the forecast period. *[Source: Future Market Insights]*

Demand drivers

Population
With more than 1.3 bn people, India has the second largest population in the world and is a strong market for the growth of the alcoholic beverages industry.

Untapped
With ~42% of the Indian population still below the age of 25, we anticipate the alcobev industry growth to gallop over the medium term as ~17mn new consumers come into the legal alcohol drinking age (21 years) every year.

Premiumisation
Per capita value consumption of alcohol is correlated to per capita GDP, which is expected to lead to premiumisation over the medium term as there has been a steady growth in per capita income.

Social acceptance
Alcohol, which was once a social taboo, is now considered a part of socialisation and celebration.

Per capita consumption
India's per capita alcohol consumption is much lower than the global average, indicating room for further growth.

International travelers
Growing number of international travelers from India results in an exposure to international alcoholic beverage brands which in its turn results in growing demand for premium brands in the domestic market.

More women in the workforce
Increasing participation of women in the workforce is expected to drive the consumption of alcohol. Participation of women in the workforce has increased from 98.7 mn in 2012 to 112.6 mn in 2018.

Rural offtake
Increased consumption of liquor in rural areas is another major reason for growth in the market. Easy accessibility of alcohol in rural areas is an important factor in pushing the growth in the alcoholic beverages market in India.

Urbanisation
Growing urbanisation has produced a large consumer group consisting mainly of young men and women who have taken to alcoholic beverages. The same trend has also resulted in more consumers willing to try new products.

Income growth
Rise in income and growing social acceptance of consumption of alcoholic beverages are expected to support the growth in this market in India.

[Source: Business Wire]

Michael Porter's 5 Force Analysis

Buyer power medium	Supplier power medium	New entrants medium	Substitutes medium	Rivalry medium
• Supermarket chains are able to negotiate very strongly on price. • But producers can also differentiate their products quite strongly.	• Non-vertically integrated businesses. • Independent barley growers can find alternative markets.	• Barriers to entry are hard • But new entries can happen through differentiated products.	• Main substitutes are spirits and wine. • Switching costs are not high for retailers.	• Market is highly concentrated and of high competition. • Purchases have relatively low switching costs.

Regulatory Scenario in Indian Market

Regulatory oversight of both central and state governments encompasses a slew of restrictions in production, movements and sell of alcobev products. Licenses are required to produce, bottle, store, distribute or retail all alcobev products. Distribution is also highly controlled, both at wholesale and retail levels. In addition, direct advertising of alcobev products are not permitted.

Risks & Concerns

- The industry is expose to multiple regulatory risks emanating from state taxes, adverse ruling from courts and changes in regulations
- Increased Political Promotion in an election year towards Prohibition
- Dependence on State Government for Price escalation, margins get severely impacted in case of inflation and steep rise in raw material cost

Opportunities

- Company lay strong focus on value added products
- With rising disposable income and evolving consumer lifestyles present significant opportunity to grow sales and expand margins
- Focus on accomplishment of medium term vision and adherence to lond term objectives.

Internal control systems and their adequacy

Your company has clearly laid down policies, guidelines and procedures keeping in mind the nature size and complexity of business operations. The Company maintains a proper and adequate system of internal controls with well-defined policies, systems, process and guidelines and operating procedures. The Company ensures strict adherence to various procedures, laws, rules and statutes. The Company has engaged the services of independent professionals to carry out the internal audit and ensure that recording and reporting are adequate and proper, the internal controls existing in the system are complied with and that sufficient measures are taken to improve, update and strengthen the internal control system.

The Board ensures the progress of the internal audit initiatives, significant and major audit observations and further planning and implementation of follow up action required.

Human resources and industrial relations

The Company regularly facilitates and encourages its employees at all levels to enhance their knowledge and skills. It firmly believes that human resource development strategies and practices will provide a sustained competitive advantage. The management of the Company deeply appreciates the spirit and commitment of its dedicated team of 457 employees.

Cautionary statement

Estimates and expectations stated in this Management Discussion and Analysis Report may be 'forward-looking statements' within the meaning of applicable securities, laws and regulations. Actual results could differ materially from those expressed or implied. Important factors that could make a difference to the Company's operations include economic conditions affecting demand / supply, price conditions in the domestic and international markets, changes in governments regulations, tax laws and other statutes, and other incidental factors.

AMBROSIA
AWARDS 2019

AMBROSIA
AWARDS 2019
INDSPIRIT
2019
BEST IMFL WHISKEY (PRESTIGE)
James McGill

CSR ACTIVITY



NOTICE

NOTICE IS HEREBY GIVEN that the 30th Annual General Meeting of the members of **Associated Alcohols & Breweries Limited** will be held on **Saturday, September 14, 2019** at **03:00 PM** at Venue: **"Phoenix", Brilliant Convention Centre, Plot No. 5, Scheme No. 78 Part II, Vijay Nagar, Indore -452010** to transact the following businesses:

ORDINARY BUSINESS:

1. To receive, consider and adopt the Audited Financial Statements together with Directors Report as also the Auditors Report thereon for the year ended March 31, 2019.
2. To declare dividend on Equity Shares for the financial year ending 31st March, 2019
3. To reappoint Mr. Tushar Bhandari (DIN 03583114), as Whole Time Director, who is liable to retire by rotation has offered himself for reappointment.

SPECIAL BUSINESS

4. To consider and if thought fit, to pass with or without modification(s), the following resolution as a **Special Resolution:**

   "**RESOLVED THAT** pursuant to the provision of Section 149 and 152 read with schedule IV and other applicable provisions if any, of the Companies Act, 2013 and the Companies (Appointment and Qualification of Directors) Rules, 2014 and the other applicable provisions of the SEBI (LODR) Regulations, 2015 (including any statutory modification(s) or re-enactments(s) thereof, for the time being in force), Mr. Nitin Tibrewal (DIN: 01892892), who was appointed as an Independent Director for the 1st term of 5 years ending on 30th September, 2019 (being appointed as per resolution passed in 25th AGM held on 30th Sept, 2014) and being eligible has submitted a declaration of his independence and upon recommendation of the Nomination and Remuneration Committee and the Board of Directors, Mr. Nitin Tibrewal be and is hereby reappointed as an Independent Director of the company, not liable to retire by rotation and to hold office for a 2nd term of 5 (five) consecutive years upto 31st March, 2024

5. To consider and if thought fit, to pass with or without modification(s), the following resolution as an **Special Resolution:**

   "**RESOLVED THAT** pursuant to the provision of Section 149 and 152 read with schedule IV and other applicable provisions if any, of the Companies Act, 2013 and the Companies (Appointment and Qualification of Directors) Rules, 2014 and the other applicable provisions of the SEBI (LODR) Regulations, 2015 (including any statutory modification(s) or re-enactments(s) thereof, for the time being in force), Mrs. Abhijit Nagee (DIN: 07724108), who was appointed as an Independent Director for the 1st term of 3 years ending on 03rd February, 2020 and being eligible has submitted a declaration of her independence and upon recommendation of the Nomination and Remuneration Committee and the Board of Directors, Mrs. Abhijit Nagee be and is hereby reappointed as an Independent Director of the company, not liable to retire by rotation and to hold office for a 2nd term of consecutive 2 (Two) years."

6. Payment of remuneration to Mr. Tushar Bhandari, Whole Time Director for the period from October 2018 to December 2021:

   To consider and, if thought fit, to pass with or without modification(s), the following Resolution as a **Special Resolution:**

   "**RESOLVED THAT** pursuant to the provisions of Sections 196, 197 and 198 read with Schedule V and other applicable provisions, if any, of the Companies Act, 2013 (hereinafter referred to as the "Act") and the Rules framed thereunder, (including any statutory modifications or re-enactment thereof, for the time being in force) and the Articles of Association of the Company and subject to such other approvals as may be necessary, the approval of the Members be and is hereby accorded for the payment of the remuneration to Mr. Tushar Bhandari (DIN: 03583114), Whole Time Director, for the remaining period of 3.25 years viz., from October 2018 to December 2021, which shall in

no case exceed to statutory limits as prescribed under Companies Act, 2013;

RESOLVED FURTHER THAT the terms of remuneration as set out in the Explanatory Statement of this resolution shall be deemed to form part thereof and in the event of any inadequacy or absence of profits in any financial year or years, the aforementioned remuneration comprising salary, perquisites and benefits approved herein be continued to be paid as minimum remuneration to the Whole Time Director, subject to such other approvals as may be necessary;

RESOLVED FURTHER THAT save and except as aforesaid, the Special Resolution approved and passed by the members in its 28th Annual General Meeting held on 05.08.2017 with respect to the appointment of Mr. Tushar Bhandari, as Whole Time Director shall continue to remain in full force and effect; and

RESOLVED FURTHER THAT the Board of Directors of the Company (including any Committee of Directors) be and is hereby authorised to vary and/or revise the remuneration of Mr. Tushar Bhandari as Whole Time Director within the overall limits under the Act and to do all such acts, deeds and things and execute all such documents, instruments and writings as may be required and to delegate all or any of its powers herein conferred to any committee of Directors to give effect to the aforesaid resolution."

Place: Indore
Date: 01st July, 2019

By Order of the Board of Directors

Registered office
4th Floor, BPK Star Tower, AB Road,
Indore - 452008
CIN: L15520WB1989PLC047211

Sumit Jaitely
Company Secretary
FCS 9194

NOTES:

1. The Company's Statutory Auditors, M/s. Singhi & Co. Chartered Accountants, registered with the Institute of Chartered Accountants of India vide registration number FRN302049E, were appointed as Statutory Auditors of the Company for a period of five consecutive years at the 28th Annual General Meeting ("AGM") of the Members held on August 05, 2017 until the conclusion of 33rd Annual General Meeting on a remuneration mutually agreed upon by the Board of Directors and the Statutory Auditors.

   Their appointment was subject to ratification by the members at every subsequent AGM held after the AGM held on August 05, 2017. Pursuant to the amendments made to Section 139 of the Companies Act, 2013 by the Companies (Amendment) Act, 2017 effective from May 7, 2018, the requirement of seeking ratification of the members for the appointment of the Statutory Auditors has been withdrawn from the Statute.

   In view of the above, ratification by the members for continuance of their appointment at this AGM is not being sought. The Statutory Auditors have given a confirmation to the effect that they are eligible to continue with their appointment and that they have not been disqualified in any manner from continuing as Statutory Auditors. The remuneration payable to the Statutory Auditors shall be determined by the Board of Directors based on the recommendation of the Audit Committee

2. The Explanatory Statement pursuant to Section 102 of the Companies Act, 2013 setting out the material facts and reasons for the proposed resolutions at Item Nos. 4 to 6 above, are appended herein for your consideration.

3. **A MEMBER ENTITLED TO ATTEND AND VOTE AT THE MEETING IS ENTITLED TO APPOINT A PROXY TO ATTEND AND VOTE ON A POLL, INSTEAD OF HIMSELF / HERSELF AND SUCH PROXY NEED NOT BE A MEMBER OF THE COMPANY.**

   A person can act as a proxy on behalf of a member not exceeding 50 and holding in the aggregate not more than 10% of the total share capital of the Company carrying voting rights. A member holding more than 10% of the total share capital of the Company carrying voting rights may appoint a single person as proxy and such person shall not act as a proxy for any other person/ shareholder.

4. The instrument of proxy in order to be effective must be received by the company not less than 48 hours before the commencement of the meeting. A proxy so appointed shall not have any right to speak at the meeting. A Proxy form is attached hereto.
5. Corporate members intended to send their authorised representative to attend the meeting are requested to send to the company a certified copy of the board resolution authorizing their representative to attend and vote on their behalf at the meeting.
6. The Relevant documents referred to in the accompanying Notice are open for inspection at the Registered Office of the Company between 11:00 AM to 01:00 PM on all working days except Saturdays, Sundays and public holidays, up to the date of the Annual General Meeting.
7. Members/Proxies/Authorised Representatives are requested to bring the Attendance Slip duly filled in for attending the meeting and also their copy of the Annual Report.
8. The Register of Directors and Key Managerial Personnel and their shareholding, maintained under Section 170 of the Companies Act, 2013, will be available for inspection by the members at the AGM.
9. The Register of Contracts or Arrangements in which the directors are interested, maintained under Section 189 of the Companies Act, 2013, will be available for inspection by the members at the AGM.
10. The Register of Members and Share Transfer Books will remain closed from 08th September, 2019 to 14th September, 2019 for the purpose of payment of the dividend for the financial year ended March 31, 2019 and the AGM.
11. Subject to the provisions of the Companies Act, 2013, dividend as recommended by the Board of Directors, if declared at the AGM, will be paid within a period of 30 days from the date of declaration, to those members whose names appear on the Register of Members as on 14th September, 2019.
12. Members whose shareholding is in electronic mode are requested to direct change of address notifications and updates of saving bank account details to their respective Depository Participant (s). Members are encouraged to utilize the Electronic Clearing System (ECS) for receiving dividends. An ECS mandate form attached herewith.
13. Members are requested to address all correspondence, including dividend-related correspondence, to the Registrar and Transfer Agent, M/s Ankit Consultancy Private Limited, Unit; Associated Alcohols & Breweries Ltd. 60, Electronic Complex, Pardeshipura, Indore – 452010.
14. With a view to using natural resource responsibly, we request shareholders to update their email address with their Depository Participant to enable the company to send communication electronically.
15. In compliance with the provisions of Section 108 of the Companies Act, 2013 read with Rule 20 of the Companies (Management and Administration) Rules, 2014 as substituted by the Companies (Management and Administration) amendment Rules 2015 and Regulation 44 of the SEBI (Listing Obligations and Disclosure Requirements) Regulations, 2015, the Company has provided a facility to the members to exercise their votes electronically through the electronic voting service facility arranged by the Central Depository Securities Limited. The facilities to voting through ballot paper will also be made available at the AGM and members attending the AGM, who have not already cast their votes by remote e-voting shall be able to exercise their right at the AGM through ballot paper. Members who have cast their votes by remote e-voting prior to AGM may attend the AGM but shall not be entitled to cast their votes again. The instructions for e-voting are annexed to the Notice.
16. The Annual Report 2018-19, the Notice of the 30th AGM and instruction for e-voting, along with the attendance slip and proxy form, are being sent by electronic mode to all members whose email address are registered with the company / Depository Participant(s), unless a member has requested for a physical copy of the documents. For members who have not registered their e-mail address, physical copies of the documents are being sent by the permitted mode.
17. Members may also note that the Notice of the 30th AGM and the Annual Report 2018-19 will be available on the Company's website, www.associatedalcohols.com members who require communication in physical form in addition to e-communication, or have any other queries, may write to us at investorrelations@aabl.in.
18. Additional information, pursuant to regulation 36 of the SEBI (Listing Obligations and Disclosure Requirements) Regulations, 2015, in respect of the directors seeking appointment/re-appointment at the AGM, is furnished as annexure to the Notice. The directors have furnished consent/declaration for their appointment/re-

appointment as required under the Companies Act, 2013 and the rules made thereunder.

19. The Security Exchange Board of India (SEBI) has mandated the submission of Permanent Account Number (PAN) by every participant in securities market. Members holding share in electronic form are, therefore, requested to submit their PAN to their Depository Participant(s). Member holding share in physical form are required to submit their PAN details to the Company's Registrar and Transfer Agent viz. Ankit Consultancy Pvt. Ltd., 60, Electronic Complex, Pardeshipura, Indore – 452010.

20. E-voting: The e-voting instructions for members receiving an e-mail or a physical copy of this notice of Annual General Meeting are as under:

Instructions for E-Voting

(i) The voting period begins on Wednesday 11th September, 2019 at 09:00 AM (IST) and ends on Friday 13th September, 2019 at 05:00 PM (IST). During this period shareholders' of the Company, holding shares either in physical form or in dematerialized form, as on the cut-off date 07th September, 2019 may cast their vote electronically. The e-voting module shall be disabled by CDSL for voting thereafter.

(ii) The shareholders should log on to the e-voting website www.evotingindia.com

(iii) Click on Shareholders.

(iv) Now Enter your User ID

a. For CDSL: 16 digits beneficiary ID,

b. For NSDL: 8 Character DP ID followed by 8 Digits Client ID,

c. Members holding shares in Physical Form should enter Folio Number registered with the Company.

(v) Next enter the Image Verification as displayed and Click on Login.

(vi) If you are holding shares in demat form and had logged on to www.evotingindia.com and voted on an earlier voting of any company, then your existing password is to be used.

(vii) If you are a first time user follow the steps given below:

For Members holding shares in Demat Form and Physical Form	
PAN	Enter your 10 digit alpha-numeric PAN issued by Income Tax Department (Applicable for both demat shareholders as well as physical shareholders) • Members who have not updated their PAN with the Company/Depository Participant are requested to use the first two letters of their name and the 8 digits of the sequence number in the PAN field. • In case the sequence number is less than 8 digits enter the applicable number of 0's before the number after the first two characters of the name in CAPITAL letters. Eg. If your name is Ramesh Kumar with sequence number 1 then enter RA00000001 in the PAN field.
Dividend Bank Details OR Date of Birth (DOB)	Enter the Dividend Bank Details or Date of Birth (in dd/mm/yyyy format) as recorded in your demat account or in the company records in order to login. • If both the details are not recorded with the depository or company please enter the member id / folio number in the Dividend Bank details field as mentioned in instruction (iv).

NOTE: Please keep the sequence number in safe custody.

(viii) After entering these details appropriately, click on "SUBMIT" tab.

(ix) Members holding shares in physical form will then directly reach the Company selection screen. However, members holding shares in demat form will now reach 'Password Creation' menu wherein they are required to mandatorily enter their login password in the new password field. Kindly note that this password is to be also used by the demat holders for voting for resolutions of any other company on which they are eligible to vote, provided that company opts for e-voting through CDSL platform. It is strongly recommended not to share your password with any other person and take utmost care to keep your password confidential.

(x) For Members holding shares in physical form, the details can be used only for e-voting on the resolutions contained in this Notice.

(xi) Click on the EVSN for Associated Alcohols & Breweries Limited on which you choose to vote.

(xii) On the voting page, you will see "RESOLUTION DESCRIPTION" and against the same the option "YES/NO" for voting. Select the option YES or NO as desired. The option YES implies that you assent to the Resolution and option NO implies that you dissent to the Resolution.

(xiii) Click on the "RESOLUTIONS FILE LINK" if you wish to view the entire Resolution details.

(xiv) After selecting the resolution you have decided to vote on, click on "SUBMIT". A confirmation box will be displayed. If you wish to confirm your vote, click on "OK", else to change your vote, click on "CANCEL" and accordingly modify your vote.

(xv) Once you "CONFIRM" your vote on the resolution, you will not be allowed to modify your vote.

(xvi) You can also take a print of the votes cast by clicking on "Click here to print" option on the Voting page.

(xvii) If a demat account holder has forgotten the login password then Enter the User ID and the image verification code and click on Forgot Password & enter the details as prompted by the system.

(xviii) Shareholders can also cast their vote using CDSL's mobile app m-Voting available for android based mobiles. The m-Voting app can be downloaded from Google Play Store. Apple and Windows phone users can download the app from the App Store and the Windows Phone Store respectively. Please follow the instructions as prompted by the mobile app while voting on your mobile.

(xix) Note for Non – Individual Shareholders and Custodians.

- Non-Individual shareholders (i.e. other than Individuals, HUF, NRI etc.) and Custodian are required to log on to www.evotingindia.com and register themselves as Corporates.
- A scanned copy of the Registration Form bearing the stamp and sign of the entity should be emailed to helpdesk.evoting@cdslindia.com.
- After receiving the login details a Compliance User should be created using the admin login and password. The Compliance User would be able to link the account(s) for which they wish to vote on.
- The list of accounts linked in the login should be mailed to helpdesk.evoting@cdslindia.com and on approval of the accounts they would be able to cast their vote.
- A scanned copy of the Board Resolution and Power of Attorney (POA) which they have issued in favour of the Custodian, if any, should be uploaded in PDF format in the system for the scrutinizer to verify the same.

(xx) In case you have any queries or issues regarding e-voting, you may refer the Frequently Asked Questions ("FAQs") and e-voting manual available at www.evotingindia.com, under help section or write an email to helpdesk.evoting@cdslindia.com.

Other Instructions

(1) The Chairman shall, at the AGM at the end of discussion on the resolution on which voting is to be held, allow voting with the assistance of the scrutinizer, by use of "Poling Paper" for all those member who are present at the AGM but have not cast their votes by availing the remote e-voting facility.

(2) Mr. Ishan Jain, Practicing Company Secretary (CP No. 13032), has been appointed as the Scrutinizer to scrutinize the e-voting process as well as the voting by way of poll, to be conducted at the Annual General Meeting, in a fair and transparent manner.

(3) The results declared along with the Scrutinizer's report shall be communicated to BSE Limited and website of CDSL viz. www.evotingindia.com and will be made available on the Company's website viz.: www.associatedalcohols.com within two days of passing of the resolutions at the Annual General Meeting of the Company.

EXPLANATORY STATEMENT PURSUANT TO SECTION 102(1) OF THE COMPANIES ACT, 2013.

Item No. 4

Mr. Nitin Tibrewal (DIN: 01892892) was appointed as the Independent Director of the company to hold office for a first term of 5 years wef 30th September, 2014. The Nomination and Remuneration Committee of the Board of Directors on the basis of report of performance evaluation has recommended for their reappointment as the Independent Director for a second term of 5 (Five) consecutive years on the Board of the company

The Board based on the performance evaluation and as per the recommendation of the Nomination and Remuneration Committee, considers that given his background and experience and contributions made by him during his tenure, the continued association would be beneficial to the company and it is desirable to continue to avail his service as an Independent Director

Accordingly, it is proposed to reappoint him as Independent Director of the company not liable to retire by rotation, for a second term of 5 consecutive years upto 31st March, 2024 on the Board of the company

None of the Directors or Key Managerial Personnel including their relatives is concerned or interested, financially or otherwise, in the said resolution.

The Board recommends the Special Resolution as set out in item no. 4 for approval of the members.

Item No. 5

Mrs. Abhijit Nagee (DIN: 07724108) was appointed as the Independent Director of the company to hold office for a first term of 3 years wef 04th February, 2017. The Nomination and Remuneration Committee of the Board of Directors on the basis of report of performance evaluation has recommended for their reappointment as the independent director for a second term of 2 (Two) consecutive years on the Board of the company.

The Board based on the performance evaluation and as per the recommendation of the Nomination and Remuneration Committee, considers that given his background and experience and contributions made by her during her tenure, the continued association would be beneficial to the company and it is desirable to continue to avail her service as an Independent Director.

Accordingly, it is proposed to reappoint her as Independent Director of the company not liable to retire by rotation, for a second term of 2 (Two) consecutive years on the Board of the company.

None of the Directors or Key Managerial Personnel including their relatives is concerned or interested, financially or otherwise, in the said resolution.

The Board recommends the Special Resolution as set out in item no. 5 for approval of the members.

Item No. 6

The members of the company through its Annual General Meeting held on 05.08.2017 has approved the appointment of Mr. Tushar Bhandari as the Whole Time Director of the company for a period of 5 years. The approval of the members pursuant to section 197(1) of the Companies Act, 2013 as amended from time to time is now sought for the remuneration payable to Mr. Tushar Bhandari the details are set out below

(a) Salary: ₹3 Lakhs Per month in the scale of Rs. 3,00,000 – 7,50,000 per month with the authority to the Board of Directors of the company to grant such increments within the said scale as it may determine from time to time

(b) Perquisites and Allowances: The perquisite and allowance shall include House Rent Allowances, Medical Allowances and Leave Travel concession

(c) For the purpose of calculating the above ceiling, the perquisites shall be evaluated as per the Income Tax Rules, 1962 wherever applicable

Reimbursements and other facilities not considered as perquisites

(i) Reimbursement of expenses incurred for travelling, boarding and lodging during business trips, expenses of telephone at residence and cell phone

(ii) Provision of car with driver

(iii) The Whole Time Director shall be entitled to company's contribution to Provident Fund, Superannuation Fund, benefits of gratuity and Pension Scheme for Senior Management Staff, earned leave and encashment of the earned leave at the end of the tenure and long service awards,

as per the rules of the company. These shall not be included in the computation of perquistites

(d) No Sitting Fees shall be payable for attending the Board meeting or Committee meeting thereof

None of the Directors or Key Managerial Personnel including their relatives is concerned or interested, financially or otherwise, in the said resolution.

The Board recommends the Special Resolution as set out in item no. 6 for approval of the members

Place: Indore
Date: 01st July, 2019

By Order of the Board of Directors

Registered office
4th Floor, BPK Star Tower, AB Road,
Indore - 452008
CIN: L15520WB1989PLC047211

Sumit Jaitely
Company Secretary
FCS 9194

DETAIL IN PURSUANCE OF REGULATION 36 OF SEBI (LISTING OBLIGATIONS AND DISCLOSURES REQUIREMENTS) REGULATIONS, 2015 OF DIRECTORS/PERSONS SEEKING APPOINTMENT/ RE-APPOINTMENT AT THIS ANNUAL GENERAL MEETING.

Name of the Director	Mr. Tushar Bhandari	Mrs. Abhijit Nagee	Mr. Nitin Tibrewal
Date of Birth	12.07.1981	13.09.1989	10.03.1982
DIN	03583114	07724108	01892892
Date of Appointment on the Board	05.01.2017	04.02.2017	28.01.2011
Qualifications	MBA	Master Degree in Commerce & Company Secretary	Graduate in Commerce
Experience and Expertise	7+ years of experience as an Investment Banker prior joining the core team of Associated Alcohols & Breweries Limited and having specialization in finance. Joined AABL in 2012.	Rich Experience in the legal secretarial compliance relating to ROC, RD, NCLT,RBI, Stock Exchange, SEBI and other regulatory/government authorities	Rich Exposure of industry and commercial transactions, having wide experience of multi-dimensional and functional areas.
No. of meetings of Board attended during the year.	5	4	5
List of Directorship/ Membership/ Chairmanship of Committees of other Board.	Nil	Nil	Nil
Shareholding in AABL (Equity)	5368	Nil	200
Terms & conditions of appointment or re-appointment along with details of remuneration sought to be paid and remuneration last drawn by such person.	As per Nomination and Remuneration Policy of the Company and terms of agreement with Whole Time Director as displayed on the company's website viz. www.associatedalcohols.com	As per Nomination and Remuneration Policy of the Company and terms of agreement with Independent Director as displayed on the company's website viz. www.associatedalcohols.com	As per Nomination and Remuneration Policy of the Company and terms of agreement with Independent Director as displayed on the Company's website viz. www.associatedalcohols.com

The route map for the venue of AGM

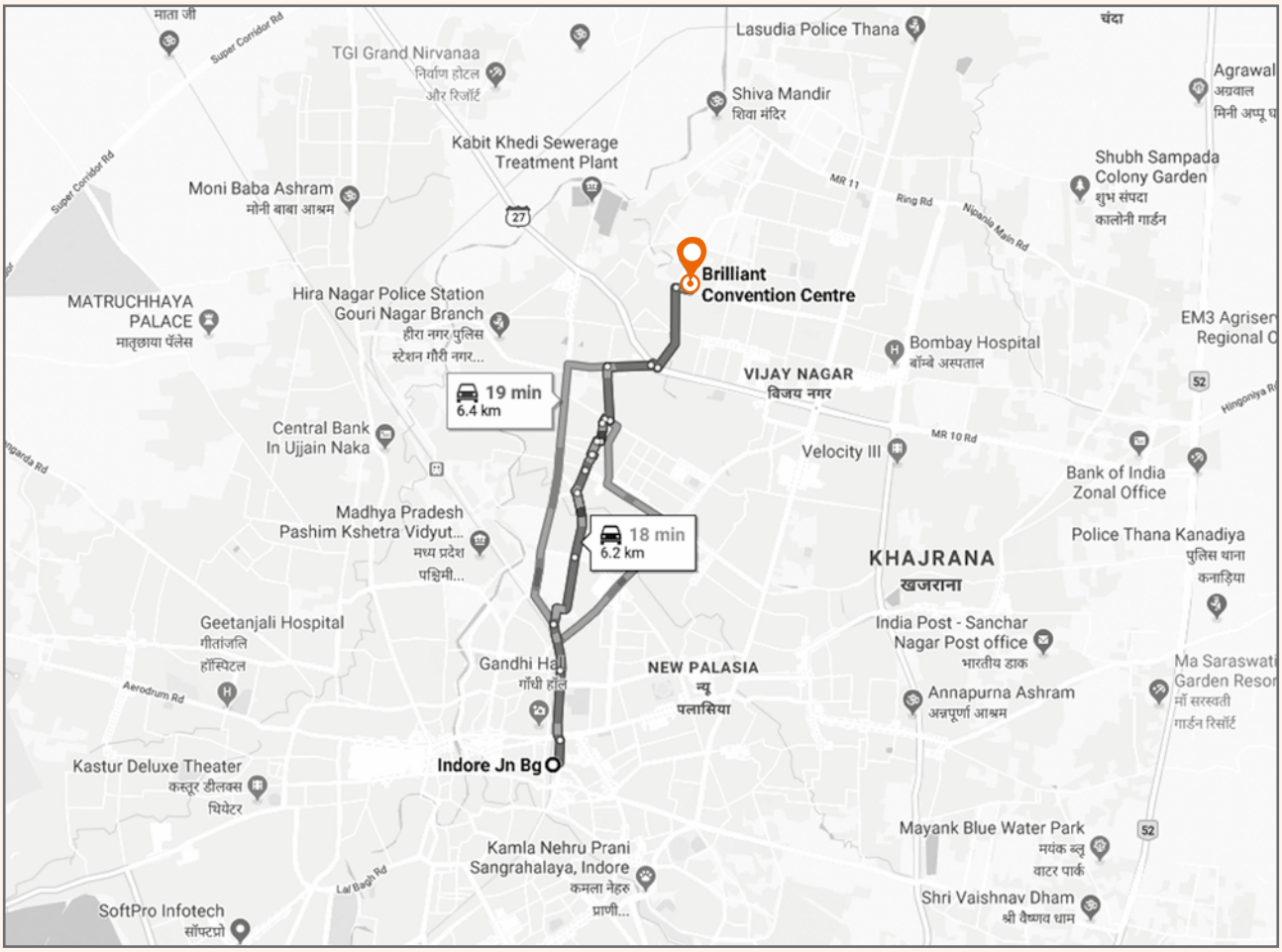

Directors Report

Dear Shareholder,

Your Directors have pleasure in presenting their 30th Annual Report together with the Audited Accounts and Auditor's Report of the Company for the year ended on 31st March, 2019.

1. FINANCIAL RESULTS

A summary of the company's financial result year 2018-19 is as under:

FINANCIAL RESULTS (₹ in Lakhs)

Particulars	2018-2019	2017-2018*
Gross Revenue from Operations	41158.18	33099.39
Profit/(Loss) before Interest, Depreciation & Tax	6184.25	5458.51
Less: Interest	223.18	384.40
Profit before Depreciation	5961.07	5074.11
Less: Depreciation	1229.41	1131.71
Profit / (Loss) before Tax	4731.66	3942.40
Provision of Tax	1705.27	1423.48
Net Profit/Loss	3026.39	2518.92

*Figures have been restated (as per Ind AS)/ regrouped wherever necessary.

2. FINANCIAL PERFORMANCE

Your Company reported a top line growth of 24.35% over the previous year and has achieved a turnover of ₹41158.18 lakhs in the current year against ₹33099.39 lakhs in the previous year, the increase in revenue can be majorly attributed to the IMFL sales on account of franchise arrangements with Diageo-USL brands.

Earnings Before Interest Depreciation & Tax (EBIDTA) for the year stood at ₹6184.25 lakhs, an increase of 13.30% from ₹5458.51 lakhs in the previous year. Operating Profit Before Tax (PBT) stood at ₹4731.66 lakhs an increase of 20% from ₹3942.40 lakhs in the previous year & the net profit for the year was ₹3026.39 lakhs as against ₹2518.92 lakhs an increase of about 20% from the previous year. There is no significant change in the key financial ratios.

There has been a substantial increase in bottling fees, bottling expenses, rates and taxes on account of government state excise levy. The price of consumption stores, spares and packing material has also increased as compared on year to year basis. Also in the last quarter there has been sudden increase in grain prices which has impacted the margins. The company also witnessed cost pressure over the course of year due to increase in various inputs. These increases were caused largely due to external factors. The company's overall performance has been improved.

The company continues to retain and reinforce its market leadership in the allocated segments in which it operates. There are no material changes or commitments affecting the financial position of the company, which have occurred between the end of the financial year and the date of this report.

3. SHARE CAPITAL

The paid-up equity share capital of the company as at March 31, 2019 stood at ₹1807.92 lakhs divided into 18079200 equity shares of ₹10/- each.

4. DIVIDEND & RESERVES

Your directors have pleasure in recommending dividend for approval of the members at the Annual General Meeting a dividend of 10% i.e ₹1.00/- each (previous year 10% i.e. ₹1.00/- each) on 18079200 Equity Shares of face value of ₹10/- each the aggregate amount being ₹180.79 lakhs.

During the year under review ₹100 lakhs was transferred to General Reserve from retained earnings.

5. FINANCE & ACCOUNTS

As mandated by the Ministry of Corporate Affairs, the financial statements for the year ended on March 31, 2019 has been prepared in accordance with the Indian Accounting Standards (IND AS) notified under Section 133 of the Companies Act, 2013 read with the Companies (Accounts) Rules, 2014 as amended from time to time. The estimates and judgments relating to the Financial Statements are made on a prudent basis, so as to reflect in a true and fair manner, the form and substance of transactions and reasonably present the Company's state of affairs, profits and cash flows for the year ended March 31, 2019. The Notes to the Financial

Statements adequately cover the Audited Statements and form an integral part of this report.

6. MATERIAL CHANGES AND COMMITMENTS

There are no material changes and commitments affecting the financial position of the company which have occurred between the end of the financial year 2018-19 and date of this report.

7. EXPANSION PROJECT

The company has completed modernization cum expansion project of Distillery in September 2018, there were initial teething issues post integration which got stabilized shortly. Initial hiccups and quality constraints were also observed which have been overcome timely.

With this the company is one of the largest distillery in India, as the project and plant commissioned operating at full capacity, its financial impact would be reflected in the next year.

8. AWARDS & ACCOLADES

The company product 'Titanium' Vodka has been awarded as the Best Popular Vodka(Silver) at Indspirit 2019 awards at New Delhi.

9. VAT/GST ON RECTIFIED SPIRIT

The industry is in the dilemma awaiting clarification from the state authority and central authority on levy of GST or VAT on the sale of Extra Neutral Alcohol (ENA)/ Rectified Spirit.

In absence of any clarity in respect to levy of Goods & Service Tax (GST) on sale of Rectified Spirit (RS) & Extra Neutral Alcohol (ENA), the company continued to collect Value Added Tax (VAT) and Central Sales Tax (CST) for intra state and interstate respectively on sale of these products w.e.f. 01st July 2017. Pending clarification, VAT collected during the year (from 01st July 2017 to 31st March 2019) on sales of RS & ENA amounting to ₹488.83 lakhs (including ₹112.70 lakhs and ₹ 291.60 lakhs for the quarter and financial year ended 31st March 2019) has been withheld by the company and would be deposited upon receipt of necessary clarification.

The company has approached Commissioner and other officers concerned and is awaiting clarification on the issue from same.

However, if GST is levied on Extra Neutral Alcohol/Rectified Spirit, the manufacturing company's like us will be in an advantageous position.

10. SHIFTING OF REGISTERED OFFICE OF THE COMPANY

The company at its 29th AGM held in Kolkata and subsequent to the special resolution passed by the shareholders has moved the petition to the Regional Directors and the company has completed the necessary formalities in this regard. The order of Regional Directors is still awaited till the date of this report.

11. DIRECTORS' RESPONSIBILITY STATEMENT

As required under section 134(5) of the Companies Act, 2013 the Directors confirm that:

a) that in the preparation of the annual accounts, the applicable accounting standards have been followed.

b) that appropriate accounting policies have been selected and applied consistently and that judgments and estimates made are reasonable and prudent so as to give a true and fair view of the state of affairs of the company as on 31st March, 2019 and of its profit for the year ended on that date.

c) that proper and sufficient care has been taken for the maintenance of adequate accounting records under the provisions of the Act for safeguarding the assets of the Company and for preventing and detecting fraud and other irregularities.

d) that the annual financial statements have been prepared on a going concern basis.

e) that the directors had laid down internal financial control to be followed by the company and that such internal financial control is adequate and were operating effectively.

f) that the director had devised proper system to ensure compliance with the provision of all applicable laws and that such system were adequate and operating effectively.

12. COMPOSITION OF BOARD

In accordance with the provisions of section 152 of the Companies Act, 2013 and Company's Articles of Association, Mr. Tushar Bhandari, Director retires by rotation at the forthcoming Annual General Meeting and being eligible offers himself for reappointment. The Board has recommended his appointment for the consideration of the members at the forthcoming AGM. Brief profile of Mr. Tushar Bhandari has been given in the Notice convening this AGM

All Independent Directors of the Company have given declarations that they meet the criteria of independence as laid down under Section 149(6) of the Act and Regulation 16(1)(b) of the Listing Regulations. In the opinion of the Board, the

Independent Directors, fulfil the conditions of independence specified in Section 149(6) of the Act and Regulation 16(1) (b) of the Listing Regulations. The Independent Directors have also confirmed that they have complied with the Company's Code of Business Conduct & Ethics.

The Board provides leadership, strategic guidance, objective and independent view to the Company's management while discharging its fiduciary responsibilities thereby ensuring that the management adheres to high standards of ethics, transparency and disclosure. The Board has constituted Audit Committee, Stakeholder Relationship Committee, Nomination & Remuneration Committee and Corporate Social Responsibility Committee.

13. KEY MANAGERIAL PERSONNEL

During the period under review following are the Key Managerial Personnel of the company

1. Mr. Tushar Bhandari – Whole Time Director
2. Mr. Sanjay Kumar Tibrewal – Chief Financial Officer
3. Mr. Sumit Jaitely – Company Secretary

14. MEETING

During the year Five Board Meetings, Four Audit Committee, Twenty Two Stakeholders Relationship committee, Two Nomination & Remuneration Committee and Two CSR Committee Meeting were convened and held.

15. PERFORMANCE EVALUATION OF BOARD, COMMITTEES & DIRECTORS

Pursuant to the provisions of the Companies Act, 2013 and the Regulation 25 SEBI (Listing Obligations and Disclosure Requirements) Regulations, 2015, the Board of Directors adopted a formal mechanism for evaluating its performance and as well as that of its committees and individual Directors.

The Directors were satisfied with the evaluation results, which reflected overall engagement of the Board and its Committees with the Company.

16. CORPORATE SOCIAL RESPONSIBILITY INITIATIVES

As part of its initiatives under "Corporate Social Responsibility" (CSR), the company has constituted Corporate Social Responsibility Committee. The CSR Committee has framed the CSR policy of the company. The Committee has made expenditure which form part of this report.

Annual Report on CSR activities is annexed herewith as: "Annexure B"

17. CORPORATE GOVERNANCE

The Company has complied with the mandatory provisions of Corporate Governance as prescribed in the Regulation 27 of the SEBI (LODR) Regulations, 2015 as applicable to the Company. A separate report on Corporate Governance and Auditors Report thereon are included as part of the Annual Report.

18. RELATED PARTY TRANSACTIONS

All related party transactions that were entered during the financial year were on an arm's length basis and were in the ordinary course of business and that the provision of section 188 of the Companies Act, 2013 and the Rules made thereunder are not attracted. Thus, disclosure in form AOC-2 in terms of section 134 of the Companies Act, 2013 is not required. Further there is no material related party transaction during the year under review with the Promoter, Directors or Key Managerial Personnel

All related party transactions are placed before the Audit Committee as also the Board of Directors for approval. Omnibus approval was obtained on a yearly basis for transactions which are repetitive in nature.

19. RISK MANAGEMENT AND ADEQUACY OF INTERNAL FINANCIAL CONTROLS

The Company's system of financial and compliance controls with reference to the financial statements and risk management is embedded in the business process by which the Company pursues its objectives.

Management is responsible for establishing and maintaining adequate disclosure controls and procedures and adequate internal controls over financial reporting with respect to financial statements besides its effectiveness in the context of applicable regulations

The Internal Auditor, the Audit Committee as well as the Board of Directors conduct from time to time an evaluation of the adequacy and effectiveness of the system of internal controls for financial reporting with respect to financial statements.

20. AUDITORS

M/s Singhi & Co., Chartered Accountants, Kolkata FRN (302049E) were appointed as Statutory Auditors of your company at the 28th Annual General Meeting held on 05th August, 2017, for a term of five consecutive years upto the conclusion of 33rd Annual General Meeting.

In accordance with Notification No. GSR 432(E) issued on 07th May, 2018 by the Ministry of Corporate Affairs the appointment of statutory auditors is not required to be ratified at every Annual General Meeting

The Report given by the Auditors on the financial statement of the company forms part of this Report and are self explanatory. There has been no qualification, reservation, adverse remark or disclaimer given by the Auditors in their Report.

21. SECRETARIAL AUDIT

The Board of Directors under section 204(1) of the Companies Act, 2013 read with the Companies (Appointment and Remuneration of Management Personnel) Rules, 2014 has appointed M/s K. Arun & Co. (Practicing Company Secretaries), Kolkata to conduct secretarial audit of the company for the financial year 2018-19. The Secretarial Audit report for the Financial Year ended 31st March, 2019 is annexed herewith as "Annexure C" and forms part of this report. The report is self-explanatory and do not call for any comments.

Further, the Board has appointed M/s K. Arun & Co. (Practicing Company Secretaries), Kolkata as Secretarial Auditor for the financial year 2019-20.

22. EXTRACT OF ANNUAL RETURN

The detail forming part of the extract of the Annual Return in form MGT–9 is annexed herewith as "Annexure D" and forms part of this report.

23. CONSERVATION OF ENERGY, TECHNOLOGY ABSORPTION AND FOREIGN EXCHANGE EARNINGS / OUTGO

Information required under Section 134(3) (m) of the Companies Act, 2013 read with Rule 8(3) of the Companies (Account) Rules, 2014 with respect to conservation of energy, technology absorption and foreign exchange earnings/ outgo is appended hereto as "Annexure E" and forms part of this report.

24. PARTICULARS OF LOANS, GUARANTEES AND INVESTMENTS UNDER SECTION 186 OF THE COMPANIES ACT, 2013

The particulars of Loans, Guarantees and Investment in pursuance to Section 186 of the Companies Act, 2013 are given in the Notes to the financial statements.

25. FIXED DEPOSITS

During the year your company has not accepted any deposit from public under Section 73 of the Companies Act, 2013 and Companies (Acceptance of Deposit) Rules, 2014.

26. GENERAL

Your Directors state that no disclosure or reporting is required in respect of the following items as there were no transactions on these items during the year under review:

- Issue of equity shares with differential rights as to dividend, voting or otherwise.
- Issue of shares (including sweat equity shares) to employees of the Company under any scheme.
- No significant or material orders were passed by the Regulators or Courts or Tribunals which impact the going concern status and Company's operations in future.
- During the year under review, there were no cases filed or reported pursuant to the sexual harassment of Women at Workplace (Prevention, Prohibition and Redressal) Act, 2013

27. PARTICULARS OF EMPLOYEES AND RELATED DISCLOSURE

The relation between the employees and the management has been cordial throughout the year under review and the Directors place on record their appreciation for the efficient services rendered by the employees at all levels.

Disclosures pertaining to remuneration and other details as required under Section 197(12) of the Act read with Rule 5(1) of the Companies (Appointment and Remuneration of Managerial Personnel) Rules, 2014 is annexed hereto as "Annexure – A" and forms part of this report.

28. VIGIL MECHANISM/ WHISTLE BLOWER POLICY

The company has a Vigil Mechanism/Whistle Blower Policy to deal with instance of fraud and mismanagement, if any. The details of the policy is explained in the Corporate Governance Report and also posted on the website of the company.

29. ACKNOWLEDGEMENT

Your Directors express their sincere appreciation for the co-operation and support received from shareholders, bankers, financial institutions, regulatory bodies, customers, suppliers, employees and other business constituents during the year under review.

FOR AND ON BEHALF OF THE BOARD

	Tushar Bhandari	**Nitin Tibrewal**
	Director	*Director*
Place: Indore	DIN: 03583114	DIN: 01892892
Date: 28th May, 2019		

Annexure A

DETAILS PERTAINING TO REMUNERATION AS REQUIRED UNDER SECTION 197(12) OF THE COMPANIES ACT, 2013 READ WITH RULES 5(1) OF THE COMPANIES (APPOINTMENT AND REMUNERATION OF MANAGERIAL PERSONNEL) RULES, 2014

I. Ratio of the remuneration of each executive Director to the median remuneration of the Employees of the company for the financial year 2018-19, the percentage increase in remuneration of Whole Time Directors, Chief Financial Officer and Company Secretary during the financial year 2018-19.

Sr. No.	Name of Director/KMP	Designation	Ratio of remuneration	% increase in Remuneration in the Financial Year 2018-19
1	Mr. Tushar Bhandari	Whole Time Director	26x	44%
2	Mr. Sanjay Kumar Tibrewal	Chief Financial Officer	22x	34%
3	Mr. Sumit Jaitely	Company Secretary	8.76x	22%

II. There were 457 permanent employees on the roll of the company as on 31st March, 2019

III. Median Remuneration of the employee of the Company during the financial year was ₹1.38 Lakh.

IV. Average percentage increase made in the salaries of employees other than the managerial personnel in the last financial year 2018-19 was 8%.

V. The parameters for the variable component of remuneration availed by the directors are considered by the board of directors based on the recommendation of Nomination and Remuneration Committee as per the Remuneration Policy of the Directors, Key Managerial Personnel and other employees.

VI. It is herby affirm that the remuneration paid is as per the Remuneration Policy for the Directors, Key Managerial Personnel and other employees.

Note: The Non Executive Directors of the company are entitled for sitting fees as per the statutory provisions the detail of which are provided in the Corporate Governance Report.

STATEMENT OF PARTICULARS OF EMPLOYEE PURSUANT TO PROVISIONS OF SECTION 197(12) OF THE COMPANIES ACT, 2013 READ WITH COMPANIES (APPOINTMENT AND REMUNERATION OF MANAGERIAL PERSONNEL) RULES, 2014 EMPLOYED THROUGHOUT THE FINANCIAL YEAR 2018-19.

Name Age Qualification Designation Date of Commencement of the employment Experience (Years) Gross Remuneration Previous Employment Previous Designation

Mr. Anand Kumar Kedia, 54, Post Graduate in Commerce, Chairman – Business Promotion & Development, 01/04/1990, 29 years, ₹197.78 Lakhs, Mr. Prasann Kumar Kedia, 47, MBA, Vice Chairman – Operation & Business Development, 01/04/1994, 25 years, ₹197.78 Lakhs.

FOR AND ON BEHALF OF THE BOARD

Tushar Bhandari
Director
DIN: 03583114

Nitin Tibrewal
Director
DIN: 01892892

Place: Indore
Date: 28th May, 2019

Annexure B

ANNUAL REPORT ON CORPORATE SOCIAL RESPONSIBILITY (CSR) ACTIVITIES

1. CSR Policy & Philosophy

AABL is committed to operate and grow its business in a socially responsible way with a vision to be an environmental friendly corporate citizen. The Company is committed to Social service, ecological balance and environmental protection, AABL has taken up various Corporate Social Responsibility (CSR) initiatives earlier and will continue to do so in future.

CSR activities at AABL reflect its commitment to make things happen at every project we undertake.

Our passion in these activities make us more responsible year after year. As a responsible corporate citizen, we try to contribute for possible social, educational and environmental causes on a regular basis. We firmly believe that to succeed, an organization must maintain highest standards of corporate behavior towards its investors, stakeholders, employees and societies in which it operates.

Constitution of a Corporate Social Responsibility Committee of the Board and formulation of a Corporate Social Responsibility Policy has become mandatory under the Companies Act, 2013. Accordingly, our Company has formulated this CSR Policy which encompasses its philosophy and guides its sustained efforts for undertaking and supporting socially useful programs.

2. CSR Vision

Improve quality of life for all our communities through integrated and sustainable development in every possible way.

3. Constitution of CSR Committee

In terms of section 135 of the Companies Act, 2013 and the Rules made thereunder, Board of Directors of the Company has constituted a CSR Committee and the following are its members;

Sr. No.	Name	Status	Designation
1	Mr. Tushar Bhandari	Executive Director	Chairman
2	Mr. Nitin Tibrewal	Independent Director	Member
3	Mr. Manish Kumar Tibrewal	Non Independent Director	Member

4. Average Net Profit of the Company for last three financial years: ₹31,08,91,674
5. Prescribed CSR Expenditure (Two percent of amount as in item no. 4 above): ₹62,17,833
6. Detail of CSR spends for the financial year:
   a. Total Amount Spent for the Financial Year: ₹5,40,000
   b. Amount Unspent if any: ₹56,77,833
   c. Manner in which the amount spent during the financial year: (₹)

Sr. No.	CSR Project or Activity Identified	Sector in which Covered	Area/ Location	Amount Outlay	Amount Spent	Cumulative Expenditure	Amount Spent: Direct/Through Implementation Agency
1	Promoting education differently abled child	Education	Indore	500000	500000	500000	Indore Society for Mentally Challenged
2	Ensuring environmental sustainability	Conservation of River		15000	15000	15000	Isha Foundation

Sr. No.	CSR Project or Activity Identified	Sector in which Covered	Area/ Location	Amount Outlay	Amount Spent	Cumulative Expenditure	Amount Spent: Direct/Through Implementation Agency
3	Promotion of Road Safety Awareness	Education	Barwaha / Khargone	100000	100000	100000	Police Welfare Fund
4	Promoting Health	Health	Indore	25000	25000	25000	Deaf Enabled Foundation

7. Reason for amount unspent: the company will pursue the CSR project in identifiable areas and hopeful to spent the allocated amount in coming years.

FOR AND ON BEHALF OF THE BOARD

Tushar Bhandari
Director
DIN: 03583114

Nitin Tibrewal
Director
DIN: 01892892

Place: Indore
Date: 28th May, 2019

Annexure C

SECRETARIAL AUDIT REPORT
FOR THE FINANCIAL YEAR ENDED 31st Day of March, 2019

[Pursuant to section 204(1) of the Companies Act, 2013 and Rule No.9 of the Companies (Appointment and Remuneration of Managerial Personnel) Amendment Rules, 2015]

To,
The Members,
Associated Alcohols & Breweries Limited

We have conducted the **Secretarial Audit** of the compliance of applicable statutory provisions and the adherence to good corporate practices by **Associated Alcohols & Breweries Limited (hereinafter called "the Company")**. The Audit was conducted in a manner that provided us a reasonable basis for evaluating the corporate conducts/statutory compliances and expressing our opinion thereon.

Based on our verification of books, papers, minute books, forms and returns filed and other records maintained by the Company and also the information provided by the Company, its officers, and authorized representatives during the conduct of **Secretarial Audit**, we hereby report that in our opinion the Company has, during the audit period covering the financial year ended **31st March, 2019** complied with the statutory provisions listed hereunder and also that the Company has proper board-processes and compliance-mechanism in place to the extent, in the manner and subject to the reporting made hereinafter:

We have examined the books, papers, minute books, forms and returns filed and other records maintained by the Company for the financial year ended **31st March, 2019** according to the provisions of:

I. The Companies Act, 2013(the Act) and the rules made thereunder;

II. The Securities Contracts (Regulation) Act, 1956 and the rules made thereunder;

III. The Depositories Act, 1996 and the Regulations and Bye-laws framed thereunder;

IV. The following Regulations (as amended from time to time) and Guidelines prescribed under the Securities and Exchange Board of India Act, 1992:-

(a) The Securities and Exchange Board of India (Substantial Acquisition of Shares and Takeovers) Regulations, 2011;

(b) The Securities and Exchange Board of India (Issue of Capital and Disclosure Requirements) Regulations, 2009;

(c) The Securities and Exchange Board of India (Prohibition of Insider Trading) Regulations, 2015;

(d) The Securities and Exchange Board of India (Registrars to an Issue and Share Transfer Agents) Regulations, 1993;

V. The following **Industry Specific** law(s):

Madhya Pradesh Excise Act, 1915 and Madhya Pradesh Distillery Rules, 1995.

We have also examined the compliance by the company of the following statutory provisions/standards/regulations:

a. The uniform Listing Agreements entered into by the Company, with **BSE Limited;**

b. The Securities & Exchange Board of India (Listing Obligations and Disclosure Requirements) Regulations, 2015;

c. The Secretarial Standards (SS - 1 and SS – 2) issued by the Institute of Company Secretaries of India.

We further report that:
The Board of Directors of the Company **is duly constituted with proper balance of Executive Director, Non-Executive Directors, Independent Directors and Woman Director.** The changes in the composition of the Board of Directors that took place during the period under review were carried out in compliance with the provisions of the Companies Act, 2013 and SEBI (Listing Obligations and Disclosure Requirements) Regulations, 2015.

Adequate Notice is given to all Directors to schedule the Board/Committee meetings. Information and circulation of the agenda with detailed information thereof, convening of meetings was done in compliance with the applicable laws, rules, regulations and guidelines, etc. A system exists for seeking and obtaining further information and clarifications on the agenda items before the meeting and for meaningful participation at the meeting.

We further report that, there are adequate systems and processes in the Company commensurate with the size and operations of the Company to monitor and ensure compliance with applicable laws, rules, regulations and guidelines as also represented by the management.

We further report that during the period under review, as explained and represented by the management, there were no specific events/actions in pursuance of the above referred laws, rules, regulations, guidelines, standards etc., having a major bearing on the Company's affairs.

Place: Kolkata
Date: 28.05.2019

For **K. Arun & Co.**
Company Secretaries

Minu Tulsian
Partner
C.P. No.: 16669

Annexure

Secretarial compliance report of Associated Alcohols & Breweries Limited for the year ended 31st March, 2019.

We have examined:

(a) all the documents and records made available to us and explanation provided by Associated Alcohols & Breweries Limited

(b) the filings/ submissions made by the listed entity to the stock exchanges,

(c) website of the listed entity,

(d) any other document/ filing, as may be relevant, which has been relied upon to make this certification, for the year ended 31st March, 2019 in respect of compliance with the provisions of :

  (a) the Securities and Exchange Board of India Act, 1992 ("SEBI Act") and the Regulations, circulars, guidelines issued thereunder; and

  (b) **the Securities Contracts (Regulation) Act, 1956 ("SCRA")**, rules made thereunder and the Regulations, circulars, guidelines issued thereunder by the Securities and Exchange Board of India ("SEBI");

The specific Regulations, whose provisions and the circulars/ guidelines issued thereunder, have been examined, include:-

(a) Securities and Exchange Board of India (Listing Obligations and Disclosure Requirements) Regulations, 2015;

(b) Securities and Exchange Board of India (Issue of Capital and Disclosure Requirements) Regulations, 2018;

(c) Securities and Exchange Board of India (Substantial Acquisition of Shares and Takeovers) Regulations, 2011;

(d) Securities and Exchange Board of India (Buyback of Securities) Regulations, 2018;

(e) Securities and Exchange Board of India (Share Based Employee Benefits) Regulations, 2014;

(f) Securities and Exchange Board of India (Issue and Listing of Debt Securities) Regulations, 2008;

(g) Securities and Exchange Board of India(Issue and Listing of Non- Convertible and Redeemable Preference Shares) Regulations,2013;

(h) Securities and Exchange Board of India (Prohibition of Insider Trading) Regulations, 2015;

(i) other regulations as applicable) and circulars/ guidelines issued thereunder;

and based on the above examination, I/We hereby report that, during the Review Period:

(a) The listed entity has complied with the provisions of the above Regulations and circulars/ guidelines issued thereunder.

(b) The listed entity has maintained proper records under the provisions of the above Regulations and circulars/ guidelines issued thereunder insofar as it appears from my/our examination of those records.

(c) There are no actions taken against the listed entity/ its promoters/ directors/ material subsidiaries either by SEBI or by Stock Exchanges (including under the Standard Operating Procedures issued by SEBI through various circulars) under the aforesaid Acts/ Regulations and circulars/ guidelines issued thereunder.

(d) The listed entity has taken the following action to comply with the observations made in previous reports. (Not Applicable)

Place: Kolkata
Date: 28.05.2019

For **K. Arun & Co.**
Company Secretaries

Minu Tulsian
Partner
C.P. No.: 16669

Annexure D

FORM NO. MGT 9
EXTRACT OF ANNUAL RETURN

AS ON FINANCIAL YEAR ENDED ON 31.03.2019
Pursuant to Section 92 (3) of the Companies Act, 2013 and rule 12(1) of the Company (Management & Administration) Rules, 2014.

I REGISTRATION & OTHER DETAILS:

I	CIN	L15520WB1989PLC047211
II	Registration Date	07.07.1989
III	Name of the Company	Associated Alcohols & Breweries Limited
IV	Category/Sub-category of the Company	Limited by Shares/Non-Government Company
V	Address of the Registered office & contact details	Existing: 106A, Shyam Bazar Street, 1st Floor, Kolkata - 700005 (W.B) E-mail – cs@aabl.in Proposed : Indore* Contact no.: (0731) 4780400
VI	Whether listed company	Yes
VII	Name, Address & contact details of the Registrar & Transfer Agent, if any.	Ankit Consultancy Pvt. Ltd. 60, Electronic Complex, Pardeshipura, Indore - 452010 Ph. (0731) 2551745, 2551746, E-mail: ankit_4321@yahoo.com

* Registered Office Shifting Petition is Pending for order on the date of this report before Hon'ble Regional Director Eastern Region Kolkata

II PRINCIPAL BUSINESS ACTIVITIES OF THE COMPANY

All the business activities contributing 10% or more of the total turnover of the company shall be stated

SL No	Name & Description of main products/services	NIC Code of the Product /service	% to total turnover of the company
1	Liquor	11012	100

III PARTICULARS OF HOLDING, SUBSIDIARY & ASSOCIATE COMPANIES

Sl No	Name & Address of the Company	Holding/Subsidiary/Associate	% Of shares Held	Applicable Section
NA	NA	NA	NA	

IV SHAREHOLDING PATTERN (Equity Share capital Break up as % to total Equity)

I Category wise Shareholders

Category of Shareholders	No. of Shares held at the beginning of the year				No. of Shares held at the end of the year				% change during the year
	Demat	Physical	Total	% of Total Shares	Demat	Physical	Total	% of Total Shares	
A. Promoters									
(1) Indian									
a) Individual/HUF	10566440	0	10566440	58.45	10566440	0	10566440	58.45	0
b) Central Govt.or State Govt.	Nil	Nil	Nil	Nil	Nil	Nil	Nil	Nil	Nil
c) Bodies Corporates	Nil	Nil	Nil	Nil	Nil	Nil	Nil	Nil	Nil
d) Bank/FI	Nil	Nil	Nil	Nil	Nil	Nil	Nil	Nil	Nil
e) Any other	Nil	Nil	Nil	Nil	Nil	Nil	Nil	Nil	Nil
SUB TOTAL:(A) (1)	10566440	0	10566440	58.45	10566440	0	10566440	58.45	0
(2) Foreign									
a) NRI- Individuals	Nil	Nil	Nil	Nil	Nil	Nil	Nil	Nil	Nil
b) Other Individuals	Nil	Nil	Nil	Nil	Nil	Nil	Nil	Nil	Nil
c) Bodies Corp.	Nil	Nil	Nil	Nil	Nil	Nil	Nil	Nil	Nil
d) Banks/FI	Nil	Nil	Nil	Nil	Nil	Nil	Nil	Nil	Nil
e) Any other...	Nil	Nil	Nil	Nil	Nil	Nil	Nil	Nil	Nil
SUB TOTAL (A) (2)	Nil	Nil	Nil	Nil	Nil	Nil	Nil	Nil	Nil
Total Shareholding of Promoter (A)= (A)(1)+(A)(2)	10566440	0	10566440	58.45	10566440	0	10566440	58.45	0
B. PUBLIC SHAREHOLDING									
(1). Institution									
a) Mutual Funds	Nil	Nil	Nil	Nil	Nil	Nil	Nil	Nil	Nil
b) Banks/FI	0	2400	2400	0.01	0	2400	2400	0.01	0
c) Central govt	Nil	Nil	Nil	Nil	Nil	Nil	Nil	Nil	Nil
d) State Govt.	Nil	Nil	Nil	Nil	Nil	Nil	Nil	Nil	Nil
e) Venture Capital Fund	Nil	Nil	Nil	Nil	Nil	Nil	Nil	Nil	Nil
f) Insurance Companies	Nil	Nil	Nil	Nil	Nil	Nil	Nil	Nil	Nil
g) FIIS	Nil	Nil	Nil	Nil	Nil	Nil	Nil	Nil	Nil
h) Foreign Venture Capital Funds/Foreign Portfolio investor	10000	0	10000	0.06	98996	0	98996	0.55	0.49
i) Others (specify)	Nil	Nil	Nil	Nil	Nil	Nil	Nil	Nil	Nil
SUB TOTAL (B)(1):	10000	2400	12400	0.07	98996	2400	101396	0.56	0.49
(2) Non Institutions									
a) Bodies corporates									
i) Indian	3190297	79900	3270197	18.09	2077236	79000	2156236	11.93	-6.16
ii) Overseas	Nil	Nil	Nil	Nil	Nil	Nil	Nil	Nil	Nil
b) Individuals									

Category of Shareholders	No. of Shares held at the beginning of the year				No. of Shares held at the end of the year				% change during the year
	Demat	Physical	Total	% of Total Shares	Demat	Physical	Total	% of Total Shares	
i) Individual shareholders holding nominal share capital upto ₹1 lakhs	1688506	896400	2584906	14.29	2556735	773600	3330335	18.42	4.13
ii) Individuals shareholders holding nominal share capital in excess of ₹1 lakhs	1371402	83400	1454802	8.05	1564876	71000	1635876	9.05	1.00
c) Others (NRI/OCB)	39568	112000	151568	0.83	137584	110900	248484	1.37	0.54
d) Any other (clearing member)	38887	0	38887	0.22	40433	0	40433	0.22	0
SUB TOTAL (B)(2):	6328660	1171700	7500360	41.48	6376864	1034500	7411364	40.99	-0.49
Total Public Shareholding (B)= (B)(1)+(B)(2)	6338660	1174100	7512760	41.55	6475860	1036900	7512760	41.55	0
C. Shares held by Custodian for GDRs & ADRs	Nil	Nil	Nil	Nil	Nil	Nil	Nil	Nil	Nil
Grand Total (A+B+C)	16905100	1174100	18079200	100.00	17042300	1036900	18079200	100.00	0.00

II. Promoters Shareholding

Sl. No.	Shareholders' Name	Shareholding at the beginning of the year			Shareholding at the end of the year			% Chang in share-holding during the year
		No. of Shares	% of total shares of the company	% of Shares pledged / encumbered to total shares	No. of Shares	% of total shares of the company	% of Shares pledged/ encumbered to total shares	
1	Ram Dulari Kedia	1971600	10.91	0	1971600	10.91	0	0
2	Sweta Kedia	1542000	8.53	0	1542000	8.53	0	0
3	Sangita Kedia	1486400	8.22	0	1486400	8.22	0	0
4	Prasann Kumar Kedia	956200	5.29	0	956200	5.29	0	0
5	Anshuman Kedia	903800	5.00	0	903800	5.00	0	0
6	Prasann Kumar Kedia HUF	896600	4.96	0	896600	4.96	0	0
7	Bhagwati Prasad Prasann Kumar HUF	789640	4.37	0	789640	4.37	0	0
8	Anand Kumar Kedia	727400	4.02	0	727400	4.02	0	0
9	Bhagwati Prasad Kedia HUF	492400	2.72	0	492400	2.72	0	0
10	Ram Dulari Anand Kumar HUF	480000	2.66	0	480000	2.66	0	0
11	Anand Kumar Kedia HUF	320400	1.77	0	320400	1.77	0	0
	Total	10566440	58.45	0	10566440	58.45	0	0

(III) Change in promoters' shareholding (please Specify, if there is no change)

	Shareholding at the beginning of the year		Cumulative Shareholding during the year	
	No. of Shares	% of total shares of the company	No. of Shares	% of total shares of the company
At the beginning of the year	10566440	58.45	10566440	58.45
Date wise increase/Decrease in Promoters share holding during the year specifying the reasons for increase/ Decrease(e.g. allotment/transfer /bonus/ Sweat equity shares etc.	–	–	–	–
At the end of the year	10566440	58.45	10566440	58.45

(IV) Shareholding pattern of top ten shareholders (other than Directors, promoters and Holders of GDRs and ADRs

Sl. No	For each of the top 10 Shareholders of the year	Shareholding at the beginning of the year		Shareholding at the End of the year	
		No. of Shares	% of total shares of the company	No. of Shares	% of total shares of the company
1	Garnet Tradelink Privare Limited	1665000	9.21	943003	5.22
2	Attic Dealcom Private Limited	1041649	5.76	494339	2.73
3	Dolly Khanna	187279	1.04	170298	0.94
4	Prabha Mohta	155000	0.86	155000	0.86
5	Kishan Gopal Mohta	106762	0.59	125200	0.69
6	Pritty Devi Sarawagi	80160	0.44	80160	0.44
7	Manoj Kumar Bhura (HUF)	70900	0.39	70900	0.39
8	Gayatri Devi Tibrewal	53852	0.30	54052	0.30
9	Suryatej Advisors LLP	50000	0.28	50000	0.28
10	Bodhivriksha Advisors LLP	50000	0.28	50000	0.28

(V) Shareholding of Directors & KMP

Sl. No	For Each of the Directors & KMP	Shareholding at the beginning of the year		Cumulative Shareholding during the year	
		No. of shares	% of total shares of the company	No of shares	% of total shares of the company
1	Tushar Bhandari				
	At the beginning of the year	5368	0.002	5368	0.002
	Date wise increase/decrease in Promoters Share holding during the year specifying the reasons for increase/decrease (e.g. allotment/transfer/bonus/ sweat equity etc)	–	–	–	–
	At the end of the year	5368	0.002	5368	0.002

Sl. No	For Each of the Directors & KMP	Shareholding at the beginning of the year		Cumulative Shareholding during the year	
		No. of shares	% of total shares of the company	No of shares	% of total shares of the company
2	Nitin Tibrewal				
	At the beginning of the year	200	0	200	0
	Date wise increase/decrease in Promoters Share holding during the year specifying the reasons for increase/decrease (e.g. allotment/transfer/bonus/ sweat equity etc)	–	–	–	–
	At the end of the year	200	0	200	0
3	Manish Kumar Tibrewal				
	At the beginning of the year	Nil	Nil	Nil	Nil
	Date wise increase/decrease in Share holding during the year specifying the reasons for increase/ decrease (e.g. allotment /transfer/bonus/sweat equity etc)	-	-	-	-
	At the end of the year	Nil	Nil	Nil	Nil
4	Abhijit Nagee				
	At the beginning of the year	Nil	Nil	Nil	Nil
	Date wise increase/decrease in Share holding during the year specifying the reasons for increase/ decrease (e.g. allotment /transfer/bonus/sweat equity etc)	-	-	-	-
	At the end of the year	Nil	Nil	Nil	Nil
5	Sanjay Kumar Tibrewal				
	At the beginning of the year	19982	0.11	19982	0.11
	Date wise increase/decrease in Share holding during the year specifying the reasons for increase/ decrease (e.g. allotment /transfer/bonus/sweat equity etc)	–	–	–	–
	At the end of the year	19982	0.11	19982	0.11
6	Sumit Jaitely				
	At the beginning of the year	Nil	Nil	Nil	Nil
	Date wise increase/decrease in Share holding during the year specifying the reasons for increase/ decrease (e.g. allotment/transfer/bonus/sweat equity etc)	-	-	-	-
	At the end of the year	Nil	Nil	Nil	Nil

V INDEBTEDNESS

₹ in Lakh

Indebtedness of the Company including interest outstanding/accrued but not due for payment

	Secured Loans excluding deposits	Unsecured Loans	Deposits	Total Indebtedness
Indebtedness at the beginning of the financial year				
i) Principal Amount	2143.67	0	0	2143.67
ii) Interest due but not paid	0	0	0	0
iii) Interest accrued but not due	12.59	0	0	12.59
Total (i+ii+iii)	**2156.26**	**0**	**0**	**2156.26**
Change in Indebtedness during the financial year				
Additions	698.22	0	0	698.22
Reduction	0	0	0	0
Net Change	698.22	0	0	698.22
Indebtedness at the end of the financial year				
i) Principal Amount	2841.89	0	0	2841.89
ii) Interest due but not paid	0	0	0	0
iii) Interest accrued but not due	13.86	0	0	13.86
Total (i+ii+iii)	**2855.75**	**0**	0	**2855.75**

VI REMUNERATION OF DIRECTORS AND KEY MANAGERIAL PERSONNEL

A. Remuneration to Managing Director, Whole time director and/or Manager:

₹ in Lakh

Sl. No	Particulars of Remuneration	Tushar Bhandari WTD	Total Amount
1	Gross salary		
	(a) Salary as per provisions contained in section 17(1) of the Income Tax. 1961.	35.96	35.96
	(b) Value of perquisites u/s 17(2) of the Income tax Act, 1961	-	-
	(c) Profits in lieu of salary under section 17(3) of the Income Tax Act, 1961	-	-
2	Stock option	-	-
3	Sweat Equity	-	-
4	Commission	-	-
	as % of profit		
	others (specify)		
5	Others, please specify	-	-
	Total (A)	**35.96**	**35.96**

A. Remuneration to Managing Director, Whole time director and/or Manager:

B. Remuneration to other directors:

₹ in Lakh

Sl. No	Particulars of Remuneration	Name of the Directors		Total Amount
1	Independent Directors	Nitin Tibrewal	Abhijit Nagee	
	(a) Fee for attending board committee meetings	0.09	0.08	0.17
	(b) Commission	-	-	-
	(c) Others, please specify	-	-	-
	Director Remuneration	-	-	-
	Director Remuneration	-	-	-
	Total (1)	**0.09**	**0.08**	**0.17**
2	Other Non Executive Directors	Manish Kumar Tibrewal		
	(a) Fee for attending board committee meetings	0.04		0.04
	(b) Commission	-		-
	(c) Others, please specify.	-		-
	Total (2)	**0.04**		**0.04**
	Total (B)=(1+2)	**0.21**		**0.21**
	Total Managerial Remuneration			
	Overall Cieling as per the Act.			

C. Remuneration to Key Managerial Personnel other than MD/Manager/WTD

₹ in Lakh

Sl. No.	Particulars of Remuneration	Key Managerial Personnel		
		Sanjay Kumar Tibrewal (CFO)	Sumit Jaitely (Company Secretary)	Total
1	Gross Salary			
	(a) Salary as per provisions contained in section 17(1) of the Income Tax Act, 1961.	30.14	12.13	42.27
	(b) Value of perquisites u/s 17(2) of the Income Tax Act, 1961	_	_	_
	(c) Profits in lieu of salary under section 17(3) of the Income Tax Act, 1961	_	_	_
2	Stock Option	_	_	_
3	Sweat Equity	_	_	_
4	Commission	_	_	_
	as % of profit	_	_	_
	others, specify	_	_	_
5	Others, please specify	_	_	_
	Total	**30.14**	**12.13**	**42.27**

C. Remuneration to Key Managerial Personnel other than MD/Manager/WTD

VII PENALTIES/PUNISHMENT/COMPPOUNDING OF OFFENCES

Type	Section of the Companies Act	Brief Description	Details of Penalty/ Punishment/Compounding fees imposed	Authority (RD/ NCLT/ Court)	Appeal made if any (give details)
A. COMPANY					
Penalty	Nil	Nil	Nil	Nil	Nil
Punishment	Nil	Nil	Nil	Nil	Nil
Compounding	Nil	Nil	Nil	Nil	Nil
B. DIRECTORS					
Penalty	Nil	Nil	Nil	Nil	Nil
Punishment	Nil	Nil	Nil	Nil	Nil
Compounding	Nil	Nil	Nil	Nil	Nil
C. OTHER OFFICERS IN DEFAULT					
Penalty	Nil	Nil	Nil	Nil	Nil
Punishment	Nil	Nil	Nil	Nil	Nil
Compounding	Nil	Nil	Nil	Nil	Nil

FOR AND ON BEHALF OF THE BOARD

Tushar Bhandari
Director
DIN: 03583114

Nitin Tibrewal
Director
DIN: 01892892

Place: Indore
Date: 28th May, 2019

Annexure E

CONSERVATION OF ENERGY, TECHNOLOGY ABSORPTION AND FOREIGN EXCHANGE EARNINGS AND OUTGO

Information required under Section 134(3) (m) of the Companies Act, 2013 read with Rule 8(3) of the Companies (Account) Rules, 2014

A) CONSERVATION OF ENERGY

Your Company continues to give the highest priority to the conservation of the energy. All aspects of generation and usage are regularly reviewed and the company is committed towards conservation of energy and aimed at improving efficiency through innovative measures.

Steps taken or impact on conservation of energy.

I. Installation of energy efficient lighting fixtures

II. Reducing power consumption in cooling towers

III. Replacement of inefficient motors

B) TECHNOLOGY ABSORPTION

Your company continues to invest in research and development and as a result the Company has adopted the latest technology in its production process. The Company has an inbuilt system of research and development and has not imported any technology.

C) FOREIGN EXCHANGE EARNINGS AND OUTGO

₹ in Lakh

Particular	2018-19	2017-18
Purchase of Stores & Spares/Import of Machinery	93.72	22.40
Travelling Expenses	30.31	11.18
Expenditure in foreign currency/Professional Development Expenses	47.25	44.34

FOR AND ON BEHALF OF THE BOARD

Tushar Bhandari
Director
DIN: 03583114

Nitin Tibrewal
Director
DIN: 01892892

Place: Indore
Date: 28th May, 2019

Corporate Governance Report

COMPANY'S PHILOSOPHY ON CORPORATE GOVERNANCE

Associated Alcohols & Breweries Limited (AABL) is committed to the adoption of best governance practices. The company's vision document spells out a direction for the policies and procedures that ensure long-term sustainability. We believe that Corporate Governance is a voluntary and self-discipline code, thus value creation for stakeholders is a continuous endeavor at 'AABL'.

On the same lines, the Company has always followed fair business and corporate practices while dealing with the shareholders, employees, customers, creditors, lenders and the society at large. In harmony with this philosophy, the Company relentlessly strives for excellence by benchmarking itself with esteemed companies with good corporate governance.

Your company is compliant with Regulation 27 of the SEBI (LODR) Regulations, 2015 as applicable to the Company.

The details of which are as follows:

1. THE GOVERNANCE STRUCTURE:

AABL's governance structure is based on the principles of freedom to the executive management within a given framework to ensure that the powers vested in the executive management are exercised with due care and responsibility to meet the expectation of all the stakeholders. In line with these principles, the Company has formed three tiers of Corporate Governance structure, viz.:

(i) The Board of Directors - The primary role of the Board is to protect the interest and enhance value for all the stakeholders. It conducts overall strategic supervision and control by setting the goals & targets, policies, governance standards, reporting mechanism & accountability and decision making process to be followed.

(ii) Committees of Directors - such as Audit Committee, Nomination & Remuneration Committee, Corporate Social Responsibility (CSR) Committee, and Stakeholder Relationship Committee (SHRC) the various committees focuses on financial reporting, audit & internal controls, compliance issues, appointment and remuneration of directors and senior management employees, implementation and monitoring of CSR activities and the risk management framework.

(iii) Executive Management – The entire business including various functions and the support services being managed with demarcated responsibilities and authorities at different levels.

2. BOARD OF DIRECTORS

A. Composition of the Board

The Board of directors of the company consists of an optimum combination of Executive, Non-executive and Independent Directors, to ensure the independent functioning of the Board. The composition of the Board also complies with the provisions of the Companies Act, 2013 and the Listing Regulations. As at the end of corporate financial year 2018-19, the total Board consists of Four (4) directors, out of which Two (2) are Non-executive Independent Directors who are having expertise in their respective functional areas and capable of bringing in a wide range of managerial skills, business and professional acumen.

The composition of the Board of directors and the number of Board/Committee in which they are chairman/ member as on 31st March, 2019 are as under:

Name of Director	Category	Total Number of other Public Ltd/Private Ltd. Directorship as on date	No. of Committee position held in other public Companies	
			Chairman	Member
Mr. Tushar Bhandari	WTD & Executive Director	Nil	Nil	Nil
Mr. Manish Kumar Tibrewal	Non Executive & Non Independent Director	Nil	Nil	Nil
Mr. Nitin Tibrewal	Non Executive & Independent Director	1	Nil	Nil
Mrs. Abhijit Nagee	Non Executive & Independent Director	Nil	Nil	Nil

B. Selection and Appointment/Reappointment of Director:

The Nomination & Remuneration Committee have approved a policy for the selection, appointment and Remuneration of directors. In line with the said policy, the committee facilitates the Board in identification and selection of the directors who shall be of high integrity with relevant expertise and experience to have well diverse Board. The abstract of the said policy forms part of the Directors' Report. Directors are appointed or re-appointed with the approval of the shareholders and shall remain in office in accordance with the provisions of the law and the retirement policy laid down by the Board from time-to-time.

C. Meetings, agenda and proceedings etc. of the Board Meeting:

Meetings and attendance during the year:

During the financial year 2018-19 the Board of Directors met 5 (five) times on 28th May, 2018, 10th August, 2018, 31st October, 2018, 09th February, 2019, 11th March, 2019, The details of Board attendance are as under:

Name of Director	No. of Board Meeting held during the year(after appointment/before resignation)	No. of Board Meeting Attended	Attendance at the last AGM
Mr. Tushar Bhandari	05	05	Yes
Mr. Nitin Tibrewal	05	05	Yes
Mr. Manish Kumar Tibrewal	05	05	No
Mrs. Abhijit Nagee	05	04	Yes

D. Separate Meeting of Independent Directors:

As stipulated by the Code of Independent Directors under the Companies Act, 2013 and the Listing Regulations, a separate meeting of the Independent Directors of the Company was held on 9th February, 2019 to review the performance of Executive Directors (including the Chairman) and the entire Board. The Independent Directors also reviewed the quality, content and timeliness of the flow of information between the Management and the Board and its' Committees which is necessary to effectively and reasonably perform and discharge their duties.

E. Agenda:

All the meetings are conducted as per well-defined and structured agenda. All the agenda items are backed by necessary supporting information and documents (except for the critical price sensitive information, which is circulated separately or placed at the meeting) to enable the Board to take informed decisions. Agenda also includes minutes of the meetings of all the Board, Committees for the information of the Board.

F. Support and Role of Company Secretary:

The Company Secretary is responsible for convening the Board and Committee meetings preparation and distribution of Agenda and other documents and recording of the Minutes of the meetings. He acts as interface between the Board and the Management and provides required assistance and assurance to the Board and the Management on compliance and governance aspects.

G. Board Evaluation:

During the year, the Board adopted a formal mechanism for evaluating its performance and effectiveness as well as that of its Committees and individual directors, including the Chairman of the Board. For Board and its Committees, the exercise was carried out through a structured evaluation process covering various aspects of the Boards functioning such as composition of the Board & committees, experience & competencies, performance of specific duties & obligations, governance issues etc. In case of evaluation of the individual directors, one to one meeting of each Director with the Chairman of the Board and the Chairman of the Nomination & Remuneration Committee was held.

The Directors were satisfied with the evaluation results, which reflected the overall engagement and effectiveness of the Board and its Committees.

H. Code of Conduct:

All the Board members and senior management personnel have confirmed compliance with the code. A declaration to that effect signed by the WTD & CFO is attached and forms part of the Annual Report of the Company.

I. Prevention of Insider Trading Code:

As per SEBI (Prohibition of Insider Trading) Regulation, 2015, the Company has adopted a Code of Conduct for Prevention of Insider Trading. All the Directors, employees and third parties such as auditors, consultants etc. who could have access to the unpublished price sensitive information of the Company are governed by this code. The trading window is closed during the time of declaration of results and occurrence of any material events as per the code. The Company has appointed Company Secretary as Compliance Officer, who is responsible for setting forth procedures and implementation of the code for trading in Company's securities. During the year under review there has been due compliance with the said code.

J. Disclosure of Relationship between Directors inter-se:

None of the directors are related inter se.

K. No. of Shares held By Non- Executive Director

Name of Director	No. of Shares Held
Mr. Nitin Tibrewal	200
Mr. Manish Kumar Tibrewal	Nil
Mrs. Abhijit Nagee	Nil

L. Web link where detail of familiarization programme is disclosed:

www.associatedalcohols.com

M. List of core skills/expertise/competence identified by the Board as required in the context of its business and sector for it to function and those actually available with the board

The Board of Directors has identified key skills/ expertise/ competencies such as understanding the company's business, policies and culture, knowledge of the industry, experience in planning and policy making, risk management and financial affairs, strategic thinking and decision making, managing relationships with the Board, Management Team, Regulators, Bankers, Industry representative and other stakeholders

All the above required skills/expertise/competencies are available with the Boards, the company's management while discharging its fiduciary responsibilities, thereby ensuring that the management adheres to high standards of ethics, transparency and disclosure.

N.Independent Directors confirmation by the Board:

All independent directors have given declaration that they meet the criteria of Independence as laid down and in the opinion of Board the Independent Directors fulfill the conditions of independence specified in section 149(6) of the Companies Act, 2013 and regulation 16(1)(b) of the listing regulations.

3. AUDIT COMMITTEE

(a) Terms of reference:

The Board has constituted a well-qualified Audit Committee. All the members of the Committee are Non-Executive Directors (except Mr. Tushar Bhandari) with majority of them are Independent Directors including Chairman. They possess sound knowledge on accounts, audit, finance, taxation, internal controls etc.

The term of reference of Audit Committee inter alia includes the following

1. Oversight of the company's financial reporting process and the disclosure of its financial information to ensure that the financial statement is correct, sufficient and credible;
2. Recommendation for appointment, remuneration and terms of appointment of auditors of the company;

3. Approval of payment to statutory auditors for any other services rendered by the statutory auditors;
4. Reviewing, with the management, the annual financial statements and auditor's report thereon before submission to the board for approval, with particular reference to:
   a. Matters required to be included in the Director's Responsibility Statement to be included in the Board's Report in terms of clause (c) of sub-section 3 of section 134 of the Companies Act, 2013,
   b. Changes, if any, in accounting policies and practices and reasons for the same,
   c. Major accounting entries involving estimates based on the exercise of judgment by management,
   d. Significant adjustments made in the financial statements arising out of audit findings,
   e. Compliance with listing and other legal requirements relating to financial statements,
   f. Disclosure of any related party transactions,
   g. Modified opinion(s) in the draft audit report;
5. Reviewing, with the management, the quarterly financial statements before submission to the board for approval;
6. Review and monitor the auditor's independence and performance, and effectiveness of audit process;
7. Approval or any subsequent modification of transactions of the company with related parties; Provided that the Committee may grant omnibus approval for Related Party Transactions proposed to be entered into by the Company subject to the conditions prescribed under the Act and the Listing Regulations.
8. Scrutiny of inter-corporate loans and investments;
9. Evaluation of internal financial controls and risk management systems;
10. Reviewing, with the management, performance of statutory and internal auditors, adequacy of the internal control systems;
11. Reviewing the findings of any internal investigations by the internal auditors into matters where there is suspected fraud or irregularity or a failure of internal control systems of a material nature and reporting the matter to the board;
12. Discussion with statutory auditors before the audit commences, about the nature and scope of audit as well as post-audit discussion to ascertain any area of concern;
13. To review the functioning of the Whistle Blower/ Vigil mechanism;
14. To review the system for storage, retrieval, display or printout of the electronic records, if the Books of Accounts are kept in electronic mode;
15. To review the Financial Statements in particular the investments made by the Unlisted Subsidiary of the Company, if any;
16. Reviewing the utilization of loans and/ or advances from/ investment by the holding company in the subsidiary, if any;
17. Review compliance with the provisions of SEBI (Prohibition of Insider Trading) Regulations, 2015 as amended from time to time, at least once in a financial year;
18. To perform such other functions as may be delegated by the Board and/or mandated by any regulatory provisions from time to time.

The Audit Committee has adequate powers and detailed Terms of Reference to play effective role as required under the provisions of Section 177 of the Companies Act, 2013 and Regulation 18 of SEBI (LODR) Regulations, 2015. The Audit Committee reviews reports of the internal auditor, meet statutory auditors as and when required and discuss their findings, suggestions, observations, and other related matters.

(b) Composition, Meeting and Attendance during the year:

The Audit Committee of the Company as on 31st March, 2019 comprises of the following Directors of the Company. The Committee met four times during the year under review. The said meetings were held on 28th May, 2018, 10th August, 2018, 30th October, 2018 and 9th February, 2019.

Name	Designation	No. of meeting attended
Mr. Nitin Tibrewal	Chairman	4
Mr. Tushar Bhandari	Member	4
Mrs. Abhijit Nagee	Member	4

Two out of three members of the audit committee are Non-executive Independent Directors.

The Management, Chief Financial Officer, Head of Accounts and Audit, Senior Executives (in relation to agenda item concerning respective function/department) and representative of Statutory Auditors are permanent invitees to the Audit Committee Meetings.

The Company Secretary acts as secretary to the committee.

4. NOMINATION & REMUNERATION COMMITTEE

(a) Terms of reference:

The Remuneration Committee recommends remuneration, promotions, increments etc. for the whole time directors to the Board for approval.

The terms of reference of the Committee are as follows:

i) formulate the criteria for determining qualifications, positive attributes and independence of a director and recommend to the Board a policy, relating to the remuneration for the directors, key management personnel and other employees;

ii) formulation of criteria for evaluation of performance of Independent Directors and the Board;

iii) devising a policy on Board's diversity;

iv) identifying persons who are qualified to become directors and who may be appointed in senior management in accordance with the criteria laid down, recommend to the Board their appointment and removal and carry out evaluation of every director's performance;

v) whether to extend or continue the term of appointment of the independent director, on the basis of the report of performance evaluation of independent directors;

vi) recommendations to board on all the payments made, in whatsoever form, to the senior management;

vii) assess the list who shall make disclosures to the board of directors relating to all material, financial and commercial transactions, where they have personal interest that may have a potential conflict with the interest of the listed entity at large.

(b) Composition, Meeting and attendance during the year:

The Remuneration Committee of the Company as on 31st March, 2019 comprises of the following Directors of the Company. The Committee met Two times during the year under review. The said meetings were held on 28th May, 2018, and 9th February, 2019.

Name of Directors	Designation	Nos. of meetings attended
Mr. Nitin Tibrewal	Chairman	2
Mr. Manish Kumar Tibrewal	Member	2
Mrs. Abhijit Nagee	Member	2

(c) Performance Evaluation for Independent Directors:

Pursuant to the Provisions of the Companies Act, 2013 and as stipulated under regulation 25 of SEBI (Listing Obligations and Disclosure Requirements) Regulation, 2015, the Board of Directors adopted a formal mechanism for evaluating its performance and as well as that of its Committees and individual Directors. A structured evaluation process covering various aspects of the Boards functioning such as Composition of the Board & committees, experience & competencies, performance of specific duties & obligations, governance issues etc.

(d) Remuneration Policy:

The Company follows a policy on remuneration of Directors and Senior Management Employees.

Details of Remuneration to Whole Time Director & Non-Executive Director:

The terms of remuneration of Mr. Tushar Bhandari, Whole Time director was approved by the Board of Director and approved by shareholders in the 28th Annual General Meeting of the company.

During the financial year 2018-19, the particulars of remuneration paid to Whole-time Director is as under:

Name of Director	Salary (₹in Lakh)	Perquisites	Commission	Stock option Details	Period of Contract
Mr. Tushar Bhandari	35.96	-	-	-	5 years from 05.01.2017

Remuneration/Sitting fee to Other Non Executive Directors:

The details of sitting fee paid to each of the other non executive/Independent Directors during the year 2018-19 ended on 31st March, 2019 are given below:

(₹ in Lakh)

Name	Sitting Fee	Other Payment	Total
Mr. Nitin Tibrewal	0.09	-	0.09
Mr. Manish Kumar Tibrewal	0.04	-	0.04
Mrs. Abhijit Nagee	0.08	-	0.08

5. STAKEHOLDER RELATIONSHIP COMMITTEE:

a) Terms of reference: The Committee constituted under section 178(5) of the companies Act, 2013 and Regulation 20 of SEBI (Listing Obligations and Disclosure Requirements) Regulations, 2015 to attend and address the Shareholders' and Investors' grievances. This Committee meets periodically to approve transfer of shares and resolve investor's grievances, if any. The Committee overseas the performance of Registrars and Transfer Agents and recommends measures for overall improvement of the quantity of investor services.

Stakeholders Relationship Committee has been empowered to deal with and dispose of the instruments of transfer of shares in the Company including the power to reject transfer of shares in terms of the provisions of the Companies Act, 2013, Securities Contract (Regulations) Act, Listing Regulations and the Company's Articles of Association and take necessary actions for all of the matters effecting the interest of the shareholders such as:-

i. Resolving the grievances of the security holders including complaints related to transfer/ transmission of shares, non receipt of annual reports, non-receipt of declared dividends, issue of new/ duplicate certificates, general meetings, etc.

ii. Review of measures taken for effective exercise of voting rights by the shareholders.

iii. Review of adherence to the service standards adopted in respect of various services being rendered by the Registrar & Share Transfer Agent.

iv. Review of the various measures and initiatives for reducing the quantum of unclaimed dividends and ensuring timely receipt of dividend warrants, Annual Reports and statutory Notices etc.

Name of Directors	Category	Total Meetings held during the year	Nos. of meetings attended
Mr. Nitin Tibrewal	Chairman	22	22
Mr. Manish Kumar Tibrewal	Member	0	0
Mr. Tushar Bhandari	Member	22	22

b) Compliance Officer: Mr. Sumit Jaitely, Company Secretary of the company is designated as compliance officer.

c) Share holder Compliant Status during the financial year 2018-19:

No. of Shareholder Compliant received	No. of Complaint resolved	No. of Compliant Pending.
148	148	0

6. CORPORATE SOCIAL RESPONSIBILTY COMMITTEE

The Committee constituted under section 135(1) of the companies Act, 2013 for consideration and approval of fund to be decided and application thereof.

Sr. No	Name of Directors	Category	Total Meetings held during the year	Nos. of Meetings attended
1.	Mr. Tushar Bhandari	Chairman	2	2
2.	Mr. Manish Kumar Tibrewal	Member	2	2
3.	Mr. Nitin Tibrewal	Member	2	2

7. WTD CERTIFICATION

The Whole Time Director(WTD) have issued certificate pursuant to the provisions of Regulation 17(8) of the SEBI(LODR) Regulations, 2015 certifying that the financial statements do not contain any materially untrue statement and these statements represent a true and fair view of the Company's affairs. The said certificate is annexed and forms part of the Annual Report.

8. INFORMATION ON GENERAL BODY MEETINGS

The details of location and time where last three Annual General Meetings were held:

AGM No.	Place	Date	Time
29th	"Shripati Singhania Hall" , Rotary Sadan, 94/2, Chowranghee Road, Kolkata – 700 020	24.08.2018	10:00 AM
28th	"Shripati Singhania Hall" , Rotary Sadan, 94/2, Chowranghee Road, Kolkata – 700 020	05.08.2017	10:00 AM
27th	"Shripati Singhania Hall" , Rotary Sadan, 94/2, Chowranghee Road, Kolkata – 700 020	13.09.2016	11:00 AM

9. MEANS OF COMMUNICATION

The quarterly, half-yearly and yearly financial results of the Company are sent to the Stock Exchanges immediately after they are approved by the Board. They are widely published in following newspapers. These results are simultaneously posted on the website of the Company at www.associatedalcohols.com and also uploaded on the website of the BSE Ltd.

Quarterly Results	News papers Publication	Displayed at Website
31.03.2019	Financial Express & Arthik Lipi	www.associatedalcohols.com
31.12.2018	Financial Express & Arthik Lipi	www.associatedalcohols.com
30.09.2018	Financial Express & Arthik Lipi	www.associatedalcohols.com
30.06.2018	Financial Express & Arthik Lipi	www.associatedalcohols.com

10. GENERAL SHAREHOLDER INFORMATION.

a. Annual General Meeting

Date	14th September, 2019
Venue	"Phoenix", Brilliant Convention Centre, Plot No. 5, Scheme No. 78 Part II, Vijay Nagar, Indore -452010,
Time	03:00 PM

b. Dividend payment date:

Dividend will be paid within 30 days of approval of the same in the Annual General Meeting.

c. Financial Year:

Financial Year 2019-20 from April 01, 2019 to March 31, 2020

The tentative due dates for declaration of quarterly results

Unaudited Financial Results for the 1st Quarter ended 30th June, 2019	Within 45 days
Unaudited Financial Results for the 2nd Quarter ended 30th September, 2019	Within 45 days
Unaudited Financial Results for the 3rd Quarter ended 31st December, 2019	Within 45 days
Audited Financial Results for the 4th Quarter ended 31st March, 2020	Within 60 days

d. Book Closure date :

08th September, 2019 to 14th September, 2019

e. Listing in Stock Exchange:

BSE LTD.

SCRIP Code	507526
ISIN	INE073G01016

f. Annual Listing Fee:

Annual listing fee for the Year 2019-20 of the Stock Exchange have been paid.

g. Custodial Fees to Depositories:

Fee for the year 2019-20 to NSDL and CDSL has been paid.

h. Market Price Data:

High & Low of each month in the Financial Year- 2018-19

Months	High	Low
April 2018	419.95	254.90
May 2018	421.75	348.10
June 2018	357.00	273.10
July 2018	317.90	258.75
August 2018	360.00	290.90
September 2018	339.40	240.00
October 2018	282.90	225.00
November 2018	274.95	226.00
December 2018	305.00	246.00
January 2019	294.50	222.00
February 2019	268.95	219.00
March 2019	293.00	232.05

i. Registrar & Transfer Agents:

Ankit Consultancy Private Ltd. 60, Electronic Complex, Pardeshipura, Indore – 452010 (M.P.)

Phone No. 0731- 4281333 /2551745 /2551746, E-mail: ankit_4321@yahoo.com

j. Share Transfer System:

The Share transfer/transmission work and dematerialization/re-materialization work is assigned to M/s. Ankit Consultancy Private Limited, the Registrars and Share Transfer Agent. Shares in physical form for transfer/transmission are normally registered and issued within 15 days from lodgment, subject to the documents being in order. The board has delegated the authority for approval of transfer, transmission etc. to stakeholder relationship committee comprising two non-executive directors and one executive director. A summary of transfer/transmission of shares so approved by committee is placed before the Board. The Company has entered into agreement with CDSL and NSDL to facilitate holding of shares of the Company in dematerialized form.

k. Distribution of Shareholding as on 31st March, 2019:

Range in No. of shares	Number of Holders	% to Total Holders	Nominal Value in ₹ of No. of Shares held	% to total Capital
Up to 1000	6467	49.12	2805470	1.55
1001 to 2000	3922	29.79	7434840	4.11
2001 to 3000	518	3.93	1359010	0.75
3001 to 4000	556	4.22	2128300	1.18
4001 to 5000	283	2.15	1370010	0.76
5001 to 10000	735	5.58	5778070	3.20
10001 to 20000	335	2.54	5177980	2.86
20001 to 30000	100	0.76	2639280	1.46
30001 to 40000	59	0.45	2088390	1.16

Range in No. of shares	Number of Holders	% to Total Holders	Nominal Value in ₹ of No. of Shares held	% to total Capital
40001 to 50000	34	0.26	1544150	0.85
50001 to 100000	73	0.55	5209010	2.88
100000 above	84	0.64	143257490	79.24
Total	**13166**	**100.00**	**180792000**	**100.00**

l. Categories of Equity Shareholders as on 31st March, 2019:

Sr. No	Particulars	No. of Shares	% to the total Paid up Share Capital
1	Promoters/Promoter Group	10566440	58.45
2	Mutual Funds/ UTI, FIs, Banks	2400	0.01
3	Bodies Corporate	2156236	11.93
4	Foreign Portfolio Investors	98996	0.55
5	Indian Public	4966211	27.47
6	NRIs/ OCBs	248484	1.37
7	Any other(clearing member)	40433	0.22
	Total	18079200	100.00

m. Dematerialization of shares and liquidity:

94.26 % of the Company's share capital is held in dematerialized form as on 31st March, 2019 the Company's shares are being regularly traded on the BSE LTD., ISIN in CDSL and NSDL for Company's equity shares is INE073G01016. The scrip code for the Share on BSE LTD is 507526.

n. Plant Location:

Distillary: Khodigram, Tehsil- Barwaha, Distt. Khargone – 451115 (Madhya Pradesh)

Bottling Plant: Udyog Bihar, Chorhata, Rewa, (Madhya Pradesh)

Contract manufacturing unit: Bangalore, Karnatka and Trichur, Kerala

o. Correspondence address:

4th Floor, BPK Star Tower, A. B. Road, Indore – 452008 (Madhya Pradesh)

11. DISCLOSURES:

a. Details of materially significant related party transactions:

All transactions entered into with related parties as defined under the Companies Act, 2013 and the Listing Regulations during the financial year 2018-19 were in the ordinary course of business and do not attract the provisions of section 188 of the Companies Act, 2013.

The Company does not have any related party transaction that may have a potential conflict with interests of the Company.

b. Accounting Treatment

In the preparation of the financial statements, the company has followed all relevant Accounting Standards notified by the Companies (Accounting Standards) Rules, 2006 the Companies Act, 2013 and has also adopted IND-AS. The significant accounting policies which are consistently applied have been set out in the Notes to the Financial Statements.

c. The Company has complied with all the requirements of regulatory authorities on capital market and no penalties or strictures have been imposed against it by Stock Exchange or SEBI or other Statutory Authorities during last three years.

d. Vigil Mechanism/Whistle Blower Policy:
The company has a vigil mechanism named fraud and risk management policy to deal with instance of fraud and mismanagement, if any. The fraud risk management policy ensures that strict confidentiality is maintained while dealing with concern and also that no discrimination will be meted out to any person for genuinely raised concern.

e. A certificate from M/s K Arun & Co., Practicing Company Secretaries that none of the directors on the board of the company have been debarred or disqualified from being appointed or continuing as director by SEBI/MCA or any such authority is attached and forms part of this report.

f. The total fees for all services paid by the company to M/s Singhi & Co. Statutory Auditor of the company is ₹19.55 Lakhs

g. Disclosure in relation to Sexual Harassment of Women at Workplace (Prevention, Prohibition and Redressal) Act, 2013 Number of Complaints Filed/Disposed/Pending - Nil

h. Web link where, policy for determining material subsidiaries, policy on dealing with related party transactions, is disclosed: www.associatedalcohols.com.

i. There have been no instances of non-compliance of any requirement of corporate governance report and the company has duly complied with the applicable requirements of the listing regulation.

FOR AND ON BEHALF OF THE BOARD

	Tushar Bhandari	**Nitin Tibrewal**
Place: Indore	*Director*	*Director*
Date: 28th May, 2019	DIN: 03583114	DIN: 01892892

CERTIFICATION

[Issued in accordance with the provisions of Regulation 17(8) of SEBI (LODR), 2015]

To
The Board of Directors,
Associated Alcohols & Breweries Limited.

Dear Sirs,

We have reviewed the financial statements and the cash flow statement for the quarter and year ended 31st March, 2019 to the best of our knowledge and belief,

a) (i) These statements do not contain any material untrue statement or omit any material fact or contain statements that may be misleading;

(ii) These statements together present a true and fair view of the Company's affairs and are in compliance with existing accounting standards, applicable laws and regulations.

b) There are, to the best of our knowledge and belief, no transactions entered into by the Company during the year which are fraudulent, illegal or in violation of the Company's code of conduct.

c) We accept responsibility for establishing and maintaining internal controls for financial reporting, and that we have evaluated the effectiveness of internal control systems of the Company and have disclosed to the Auditors and the Audit Committee, deficiencies in the design or operation of internal controls, if any, and steps taken or propose to be taken for rectifying these deficiencies.

d) We have indicated to the Auditors and the Audit Committee:

(i) Significant changes in internal control over financial reporting during the year;

(ii) Significant changes in accounting policies made during the year and that the same have been disclosed suitably in the notes to the financial statements; and

(iii) There have been no instances of fraud.

For **Associated Alcohols & Breweries Limited**

Tushar Bhandari — *Whole Time Director* — DIN: 03583114

Sanjay Kumar Tibrewal — *Chief Financial Officer*

DECLARATION REGARDING CODE OF CONDUCT

I hereby declare that all the Directors and Senior Management Personnel have confirmed compliance with the Code of Conduct as adopted by the Company.

For **Associated Alcohols & Breweries Limited**

Tushar Bhandari — *Whole Time Director* — DIN: 03583114

Sanjay Kumar Tibrewal — *Chief Financial Officer*

Place: Indore
Date: 28th May, 2019

CERTIFICATE OF NON-DISQUALIFICATION OF DIRECTORS

(pursuant to Regulation 34(3) and Schedule V Para C clause (10)(i) of the SEBI
(Listing Obligations and Disclosure Requirements) Regulations, 2015)

To,
The Members,
Associated Alcohols & Breweries Ltd.,
CIN: L15520WB1989PLC047211

We have examined the relevant registers, records, forms, returns and disclosures received from the Directors of Associated Alcohols & Breweries Ltd. having CIN L15520WB1989PLC047211 and having registered office at 106A, Shyam Bazar Street, 1st Floor Kolkata-700005, produced before us by the Company for the purpose of issuing this Certificate, in accordance with Regulation 34(3) read with Schedule V Para-C Sub clause 10(i) of the Securities Exchange Board of India (Listing Obligations and Disclosure Requirements) Regulations, 2015. In our opinion and to the best of our information and according to the verifications (including Directors Identification Number (DIN) status at the portal www.mca.gov.in) as considered necessary and explanations furnished to us by the Company & its officers, we hereby certify that none of the Directors on the Board of the Company as stated below for the Financial Year ending on 31st March, 2019 have been debarred or disqualified from being appointed or continuing as Directors of companies by the Securities and Exchange Board of India, Ministry of Corporate Affairs or any such other Statutory Authority.

Sr. No.	Name of Director	DIN	Date of appointment in Company
1.	TUSHAR BHANDARI	03583114	05/01/2017
2.	MANISH KUMAR TIBREWAL	00747559	20/10/2001
3.	NITIN TIBREWAL	01892892	28/01/2011
4.	ABHIJIT NAGEE	07724108	04/02/2017

Ensuring the eligibility for the appointment or continuity of every Director on the Board is the responsibility of the management of the Company. Our responsibility is to express an opinion on the same based on the verification conducted. This certificate is neither an assurance as to the future viability of the Company nor of the efficiency or effectiveness with which the management has conducted the affairs of the Company.

For K. Arun & Co
Company Secretaries

Arun Kumar Khandelia
Partner
FCS:3829
C.P. No.: 2270

Place: Indore
Date: 28th May, 2019

AUDITORS' REPORT ON CORPORATE GOVERNANCE TO THE MEMBERS OF ASSOCIATED ALCOHOLS & BREWERIES LIMITED

INDEPENDENT AUDITORS' CERTIFICATE ON CORPORATE GOVERNANCE

To
The Members of
Associated Alcohols & Breweries Limited.

This certificate is issued in accordance with the terms of our engagement with Associated Alcohols & Breweries Limited ('the Company').

We have examined the compliance of conditions of Corporate Governance by the Company, for the year ended on 31 March 2019, as stipulated in regulations 17 to 27 and clause (b) to (i) of regulation 46(2) and Para C and D of Schedule V of Securities and Exchange Board of India (Listing Obligations and Disclosure Requirements) Regulations, 2015, as amended ("Listing Regulations").

MANAGEMENTS' RESPONSIBILITY

The compliance of conditions of Corporate Governance is the responsibility of the Management. This responsibility includes the design, implementation and maintenance of internal control and procedures to ensure the compliance with the conditions of the Corporate Governance stipulated in Listing Regulations.

AUDITOR'S RESPONSIBILITY

Our responsibility is limited to examining the procedures and implementation thereof, adopted by the Company for ensuring compliance with the conditions of the Corporate Governance. It is neither an audit nor an expression of opinion on the financial statements of the Company.

We have examined the books of account and other relevant records and documents maintained by the Company for the purposes of providing reasonable assurance on the compliance with Corporate Governance requirements by the Company.

We have carried out an examination of the relevant records of the Company in accordance with the Guidance Note on Certification of Corporate Governance issued by the Institute of the Chartered Accountants of India (the ICAI), to the extent relevant the Standards on Auditing specified under Section 143(10) of the Companies Act 2013, in so far as applicable for the purpose of this certificate and as per the Guidance Note on Reports or Certificates for Special Purposes issued by the ICAI which requires that we comply with the ethical requirements of the Code of Ethics issued by the ICAI.

We have complied with the relevant applicable requirements of the Standard on Quality Control (SQC) 1, Quality Control for Firms that Perform Audits and Reviews of Historical Financial Information, and Other Assurance and Related Services Engagements.

OPINION

Based on our examination of the relevant records and according to the information and explanations provided to us and the representations provided by the Management, we certify that the Company has complied with the conditions of Corporate Governance as stipulated in the above-mentioned Listing Regulations during the year ended 31st March, 2019.

We further state that such compliance is neither an assurance as to the future viability of the Company nor the efficiency or effectiveness with which the Management has conducted the affairs of the Company.

RESTRICTION ON USE

The certificate is addressed to and provided to the members of the Company solely for the purpose to enable the Company to comply with the requirement of the Listing Regulations, and it should not be used by any other person or for any other purpose.

For Singhi & Co.
Chartered Accountants
Firm Registration No.302049E

(Gopal Jain)
Partner
Membership No. 59147

Place: Indore
Date: 28th May, 2019

Independent Auditor's Report

To the Members of
Associated Alcohols & Breweries Limited

Report on the Audit of the Financial Statements

Opinion

We have audited the accompanying financial statements of Associated Alcohols & Breweries Limited ("the Company"), which comprise the balance sheet as at March 31, 2019, the statement of profit and loss (including other comprehensive income), the cash flow statement and the statement of changes in equity for the year then ended, and notes to the financial statements, including a summary of significant accounting policies and other explanatory information (hereinafter referred to as the "financial statement").

In our opinion and to the best of our information and according to the explanations given to us, the aforesaid financial statements give the information required by the Companies Act, 2013 ("the Act") in the manner so required and give a true and fair view in conformity with the Indian Accounting Standards prescribed under section 133 of the Act read with the Companies (Indian Accounting Standards) Rules, 2015, as amended (Ind As) and other accounting principles generally accepted in India, of the state of affairs of the Company as at March 31, 2019, its profit including other comprehensive income, its cash flows and the changes in equity for the year ended on that date.

Basis for Opinion

We conducted our audit of the financial statements in accordance with the Standards on Auditing (SAs), as specified under section 143(10) of the Act. Our responsibilities under those Standards are further described in the 'Auditor's Responsibilities for the Audit of the Financial Statements' section of our report. We are independent of the Company in accordance with the 'Code of Ethics' issued by the Institute of Chartered Accountants of India (ICAI) together with the ethical requirements that are relevant to our audit of the financial statements under the provisions of the Act and the Rules there under and we have fulfilled our other ethical responsibilities in accordance with these requirements and the ICAI's Code of Ethics. We believe that the audit evidence we have obtained is sufficient and appropriate to provide a basis for our audit opinion on the financial statements.

Emphasis of Matter

1. We draw attention to Note no. 41.2 of the Financial statements in respect of levy of Goods & Service Tax (GST) on sale of Rectified spirit (RS) & Extra Neutral Alcohol (ENA) in which the company continues to collect Value Added Tax (VAT) and Central Sales Tax (CST) for intra state and interstate sale of above products respectively w.e.f. 1st July 2017. Pending clarification, VAT collected from 1st July 2017 to 31st March 2019 on sales of RS & ENA amounting to ₹488.83 Lakhs shall be deposited upon receipt of necessary clarification. Further as enumerated in the note, differential liability, if any, will be accounted for upon getting necessary clarification from the appropriate authority.

   Our opinion is not modified in respect of above matter.

Key Audit Matters

Key audit matters are those matters that, in our professional judgment, were of most significance in our audit of the financial statements for the financial year ended March 31, 2019. These matters were addressed in the context of our audit of the financial statements as a whole, and in forming our opinion thereon, and we do not provide a separate opinion on these matters. In addition to the matter described in the Emphasis of Matter paragraph above, we have determined the matters described below as Key audit matters and for each matter, our description of how our audit addressed the matter is provided in that context.

Key audit matters	How our audit addressed the key audit matter
(a) Inventory Valuation & Existance	
The company deals with various types of bulk raw material & Finished goods such as Spirit, Liquor, Grains, etc. The company has inventory of Finished Goods & Raw materials at various locations amounting to ₹4,025.12 Lakhs as at March 31, 2019 as detailed in Notes 11 to the financial statements. Inventories valuation and existence has been determined to be a key audit matter as inventories may be held for long periods of time at various locations before being sold and thus makes it vulnerable to obsolescence. This could result in an overstatement of the value of the inventories if the cost is higher than the net realisable value. Further the measurement of these inventories involved certain estimations/assumption and also involved volumetric measurements. We have considered the existence and valuation of inventories to be a matter of significance to our audit due to quantum of the amount & estimation involved and its impact on the financial statements.	Our procedures included the following: ➢ Obtained a detailed understanding and evaluated the design and implementation of controls that the Company has established in relation to inventory valuation and existence. ➢ Observed the physical verification report of inventories count for certain locations at the financial year end and assessed the adequacy of controls over the existence of inventories. ➢ Obtained statutory certificates confirming the stock lying at various locations. ➢ Reviewed the report submitted by external agency and obtained reasons/explanation for differences between book stock physical stock and also confirmed the adjustment made by the company in accordance with the policy confirmed by the board of directors. ➢ Evaluated management judgment with regards to the application of provisions to the inventories and ➢ Confirmed the valuation done by the Company as per generally accepted accounting principles.
(b) Disclosure of Contingency , litigation & Taxation	
The Company is exposed to different laws, regulations and interpretations thereof. The company is also subject to number of significant claims, litigations, regulatory inspection including Income tax search {refer note no.41.1(a)} and various matters require legal interpretation like goods & service tax (refer note no. 41.2) that arise from time to time in the ordinary course of business. The assessment of the likelihood and quantum of any liability in respect of these matters can be judgmental due to the uncertainty inherent in their nature. The Company is required to assesses the need to make provision or disclose a contingency on a case-to-case basis considering the underlying facts of each litigation We have considered this to be a key audit matter, since the accounting and disclosure of claims and litigations is complex and judgmental, and the amounts involved are, or can be, material to the financial statements.	Our audit procedures included the followings: ➢ Understanding and assessing the internal control environment relating to the identification, recognition and measurement of provisions for disputes, potential claims and litigation, and contingent liabilities; ➢ Analysed significant changes/update from previous periods and obtained a detailed understanding of such items. Assessed recent judgments passed by the court authorities affecting such change; ➢ Discussed the status of significant known actual and potential litigations with the management & noted that information placed before the board for such cases and ➢ Assessment of the management's assumptions and estimates related to the recognized provisions for disputes and disclosures of contingent liabilities in the financial statements.

Other Information

The Company's Board of Directors is responsible for the other information. The other information comprises the information included in the Annual report, for example Corporate Overview, Key Highlights, Board's Report, Report on Corporate Governance, Management Discussion & Analysis Report, etc., but does not include the Financial Statements and our auditors' report thereon.

Our opinion on the Financial Statements does not cover the other information and we do not express any form of assurance conclusion thereon.

In connection with our audit of the Financial Statements, our responsibility is to read the other information and, in doing so, consider whether the other information is materially inconsistent with the financial statements or our knowledge obtained during the course of our audit or otherwise appears to be materially misstated. If, based on the work we have performed, we conclude that there is a material misstatement of this other information, we are required to report that fact. We have nothing to report in this regard.

Responsibilities of Management and those charged with governance for the Financial Statements

The Company's Board of Directors is responsible for the matters stated in section 134(5) of the Act with respect to the preparation of these Financial Statements that give a true and fair view of the financial position, financial performance including other comprehensive income, cash flows and changes in equity of the Company in accordance with the accounting principles generally accepted in India, including the Indian Accounting Standards (Ind AS) specified under section 133 of the Act read with the Companies (Indian Accounting Standards) Rules, 2015, as amended. This responsibility also includes maintenance of adequate accounting records in accordance with the provisions of the Act for safeguarding of the assets of the Company and for preventing and detecting frauds and other irregularities; selection and application of appropriate accounting policies; making judgments and estimates that are reasonable and prudent; and the design, implementation and maintenance of adequate internal financial controls, that were operating effectively for ensuring the accuracy and completeness of the accounting records, relevant to the preparation and presentation of the standalone financial statement that give a true and fair view and are free from material misstatement, whether due to fraud or error.

In preparing the Financial Statements, management is responsible for assessing the Company's ability to continue as a going concern, disclosing, as applicable, matters related to going concern and using the going concern basis of accounting unless management either intends to liquidate the Company or to cease operations, or has no realistic alternative but to do so.

Those Board of Directors are also responsible for overseeing the Company's financial reporting process.

Auditors' Responsibility for the Audit of the Standalone Financial Statements

Our objectives are to obtain reasonable assurance about whether the Financial Statements as a whole are free from material misstatement, whether due to fraud or error, and to issue an auditors' report that includes our opinion. Reasonable assurance is a high level of assurance, but is not a guarantee that an audit conducted in accordance with SAs will always detect a material misstatement when it exists. Misstatements can arise from fraud or error and are considered material if, individually or in the aggregate, they could reasonably be expected to influence the economic decisions of users taken on the basis of these Standalone Financial Statements.

As part of an audit in accordance with SAs, we exercise professional judgment and maintain professional skepticism throughout the audit. We also:

- Identify and assess the risks of material misstatement of the Standalone Financial Statements, whether due to fraud or error, design and perform audit procedures responsive to those risks, and obtain audit evidence that is sufficient and appropriate to provide a basis for our opinion. The risk of not detecting a material misstatement resulting from fraud is higher than for one resulting from error, as fraud may involve collusion, forgery, intentional omissions, misrepresentations, or the override of internal control;
- Obtain an understanding of internal control relevant to the audit in order to design audit procedures that are appropriate in the circumstances. Under section 143(3)(i) of the Companies Act, 2013, we are also responsible for expressing our opinion on whether the company has adequate internal financial controls system in place and the operating effectiveness of such controls;
- Evaluate the appropriateness of accounting policies used and the reasonableness of accounting estimates and related disclosures made by management;
- Conclude on the appropriateness of management's use of the going concern basis of accounting and, based

on the audit evidence obtained, whether a material uncertainty exists related to events or conditions that may cast significant doubt on the Company's ability to continue as a going concern. If we conclude that a material uncertainty exists, we are required to draw attention in our auditor's report to the related disclosures in the financial statements or, if such disclosures are inadequate, to modify our opinion. Our conclusions are based on the audit evidence obtained up to the date of our auditor's report. However, future events or conditions may cause the Company to cease to continue as a going concern; and

- Evaluate the overall presentation, structure and content of the Standalone Financial Statements, including the disclosures, and whether the Standalone Financial Statements represent the underlying transactions and events in a manner that achieves fair presentation.

Materiality is the magnitude of misstatements in the financial statements that, individually or in aggregate, makes it probable that the economic decisions of a reasonably knowledgeable user of the financial statements may be influenced. We consider quantitative materiality and qualitative factors in (i) planning the scope of our audit work and in evaluating the results of our work; and (ii) to evaluate the effect of any identified misstatements in the financial statements.

We communicate with those charged with governance regarding, among other matters, the planned scope and timing of the audit and significant audit findings, including any significant deficiencies in internal control that we identify during our audit.

We also provide those charged with governance with a statement that we have complied with relevant ethical requirements regarding independence, and to communicate with them all relationships and other matters that may reasonably be thought to bear on our independence, and where applicable, related safeguards.

From the matters communicated with those charged with governance, we determine those matters that were of most significance in the audit of the Financial Statements of the current period and are therefore the key audit matters. We describe these matters in our auditor's report unless law or regulation precludes public disclosure about the matter or when, in extremely rare circumstances, we determine that a matter should not be communicated in our report because the adverse consequences of doing so would reasonably be expected to outweigh the public interest benefits of such communication.

Report on Other Legal and Regulatory Requirements

As required by the Companies (Auditor's Report) Order, 2016 ("the Order") issued by the Central Government of India in terms of sub-section (11) of Section 143 of the Companies Act, 2013 ,we give in the "Annexure A" a statement on the matters specified in paragraphs 3 and 4 of the Order, to the extent applicable.

Further to our comments in the annexure referred to in the paragraph above, as required by Section 143(3) of the Act, we report that:

a. We have sought and obtained all the information and explanations which to the best of our knowledge and belief were necessary for the purposes of our audit;

b. In our opinion, proper books of account as required by law have been kept by the Company so far as it appears from our examination of those books;

c. The Balance Sheet, the Statement of Profit and Loss including Other Comprehensive Income, the Cash Flow Statement and Statement of Changes in Equity dealt with by this Report are in agreement with the relevant books of account;

d. In our opinion, the aforesaid financial statements comply with the Indian Accounting Standards prescribed under section 133 of the Act, read with Companies (Indian Accounting Standards) Rules, 2015, as amended;

e. The matters described in the Emphasis of Matter paragraph above, in our opinion, may not have an adverse effect on the functioning of the Company;

f. On the basis of the written representations received from the directors as on 31st March, 2019 taken on record by the Board of Directors, none of the directors is disqualified as on 31st March, 2019 from being appointed as a director in terms of Section 164(2) of the Act;

g. With respect to the adequacy of the internal financial controls over financial reporting of the Company and the operating effectiveness of such controls refer to our separate Report in "Annexure B". Our report expresses an unmodified opinion on the adequacy and operating effectiveness of the Company's internal financial controls over financial reporting;

h. With respect to the other matters to be included in the

Auditor's Report in accordance with the requirements of the section 197(16) of the Act, as amended, in our opinion and to the best of our information and according to the explanation given to us, the managerial remuneration for the year ended March 31, 2019 has been paid / provided by the Company to its directors in accordance with the provisions of section 197 read with Schedule V to the Act;

i. With respect to the other matters to be included in the Auditor's Report in accordance with Rule 11 of the Companies (Audit and Auditors) Rules, 2014, as amended, in our opinion and to the best of our information and according to the explanations given to us:

   i. The Company has disclosed the impact of pending litigations on its financial position in its financial statements as stated in Note 41 to the financial statement;

   ii. The Company did not have any long-term contracts including derivative contracts for which there were any material foreseeable losses.

   iii. There has been no delay in transferring amounts, required to be transferred, to the Investor Education and Protection Fund by the Company.

For Singhi & Co.
Chartered Accountants
Firm Registration No.302049E

(Gopal Jain)
Partner
Membership No. 059147

Place: Indore
Dated: 28 May 2019

Annexure "A" to the Independent Auditor's Report

Referred to our report of even date to the members of **Associated Alcohols & Breweries Limited** as at and for the year ended March 31, 2019:

i. In respect of its fixed assets:

   a) The Company has maintained proper records showing full particulars, including quantitative details and situation of fixed assets.

   b) As explained to us, fixed assets have been physically verified during the year by the management based on a phased manner and no material discrepancies have been noticed on such physical verification. In our opinion, this periodicity of physical verification is reasonable having regard to the size of the Company and the nature of its assets.

   c) According to the information and explanations given to us and on the basis of our examination of the records of the Company, the title deeds of immovable properties are held in the name of the Company.

ii. As informed to us, the inventories of the Company except for materials in transit and finished goods lying with third parties have been physically verified by the management and/or by an independent agency at the reasonable intervals. In our opinion and according to the information and explanations given to us, the frequency of such verification is reasonable. For stocks lying with third parties at the year-end, written confirmations have been obtained and in respect of goods-in-transit, subsequent goods receipts have been verified or confirmations have been obtained from the parties. The discrepancies noticed on verification between the physical stocks and the book records were not material.

iii. The Company has not granted any loans secured or unsecured to companies, firms or parties covered in the register maintained under Section 189 of the Act. Accordingly, clause 3 (iii) of the Order is not applicable to the Company.

iv. In our opinion and according to the information and explanations given to us, the company has not given any loans or provided any guarantees or securities to parties covered under section 185 of the Companies Act, 2013. Further as per the information and explanations given to us, provision of section 186 of the Companies Act, 2013 in respect of loans and advances given, investments made and guarantees & securities given have been complied with by the Company.

v. The Company has not accepted any deposits within the meaning of Sections 73 to 76 of the Act and the Companies (Acceptance of Deposits) Rules, 2014 (as amended). Accordingly, the provisions of clause 3(v) of the Order are not applicable.

vi. To the best of our knowledge and according to information and explanations given to us, the Government has not specified maintenance of the cost records under section 148(1) of the Companies Act, 2013 in respect of company's product.

vii. (a) Undisputed statutory dues including provident fund, employees' state insurance, income tax, sales tax, service tax, duty of customs, duty of excise, value added tax, goods and service tax, cess and other statutory dues have generally been regularly deposited with the appropriate authorities though there has been a slight delay in depositing the same in a few cases.

(b) According to information and explanations given to us, no undisputed amounts payable in respect of provident fund, employees' state insurance, income tax, service tax, sales tax, duty of customs, duty of excise, value added tax, goods and services tax, cess and other statutory dues were outstanding at the year end, for a period of more than six months from the date they become payable except non Payment of VAT on sale of Rectified Spirit and ENA amounting to ₹285.89 Lakhs and non payment of income tax amounting to ₹4.92 Lakhs.

(c) According to the information and explanation given to us, the dues of sales tax, income tax, duty of customs, , goods & service tax duty of excise, service tax and value added tax which have not been deposited on account of any dispute and the forum where the dispute is pending as on 31st March, 2019 are as under :-

Sr. No.	Name of the Statute	Nature of Case	Amount (₹In Lakhs)	Period to which Amount Relates	Forum at which case is pending
1	Income tax Act, 1961	Income Tax Demand	7.63	AY 2011-12	Commissioner of Income Tax (Appeals), Kolkata
2	Entry tax Act, 1976	Entry Tax Demand	60.86	2008-09, 2012-13 & 2013-14	M.P Commercial Tax Appellate Board, Indore Bench
3	The Madhya Pradesh VAT Act, 2002	VAT Demand	491.98	2013-14, 2014-15 & 2016-17	M.P Commercial Tax Appellate Board, Indore Bench
			329.96	2015-16	Hon'ble Supreme Court of India, Delhi
4	The Central sales tax Act,1956	Central Sales Tax Demand	7.84	2013-14 to 2015-16	M.P Commercial Tax Appellate Board, Indore Bench
5	The Madhya Pradesh Excise Act, 1915	Excise Duty Demand	1.68	2011-12 to 2012-13	Board of Revenue (department of M.P.)
			177.52	2008-09 to 2015-16	Hon'ble High Court of Madhya Pradesh (Gwalior & Indore Bench)
			123.12	2008-09, 2010-11 to 2012-13	Hon'ble High Court at M.P./ Hon'ble Supreme Court

viii. In our opinion and according to the information and explanations given by the management, the Company has not defaulted in repayment of loans or borrowing to banks. Based on our audit procedures and as per the information and explanations given by the management, the Company did not have any outstanding dues to a financial institution or government or due to debentures holders.

ix. According In our opinion and according to the information and explanations given by the management, the Company has utilized the monies raised by way of term loans for the purposes for which they were raised. Based on the information and explanations given by the management, the Company has not raised any money by way of initial public offer, further public offer and debt instruments.

x. Based upon the audit procedures performed for the purpose of reporting the true and fair view of the financial statements and according to the information and explanations given by the management, we report that no material fraud by the company or material fraud on the company by the officers and employees of the company has been noticed or reported during the year.

xi. According to the information and explanations given to us and based on our examination of the records of the Company, the Company has paid/provided for managerial remuneration in accordance with the requisite approvals mandated by the provisions of section 197 read with Schedule V to the Act.

xii. In our opinion and according to the information and explanations given to us, the Company is not a Nidhi Company. Accordingly, paragraph 3(xii) of the Order is not applicable.

xiii. According to the information and explanations given to us and based on our examination of the records of the Company, transactions with the related parties are in compliance with sections 177 and 188 of the Act where applicable and details of such transactions have been disclosed in the financial statements as required by the applicable accounting standards.

xiv. According to the information and explanations give to us and on overall examination of the balance sheet, the Company has not made any preferential allotment or private placement of shares or fully or partly convertible debentures during the year under review and consequently the reporting requirements under clause 3 (xiv) are not applicable to the company and not commented upon.

xv. According to the information and explanations given to us and based on our examination of the records of the Company, the Company has not entered into non-cash transactions with directors or persons connected with him. Accordingly, paragraph 3(xv) of the Order is not applicable.

xvi. According to the information and explanations given to us, the provisions of section 45-IA of the Reserve Bank of India Act, 1934 are not applicable to the company.

For Singhi & Co.
Chartered Accountants
Firm Registration No.302049E

(Gopal Jain)
Partner
Membership No. 059147

Place: Indore
Dated: 28 May 2019

Annexure "B" to the Independent Auditor's Report

"Annexure B" to the Independent Audit Report of even date on the Financial Statements of Associated Alcohols & Breweries Limited.

REPORT ON THE INTERNAL FINANCIAL CONTROLS OVER FINANCIAL REPORTING UNDER CLAUSE (i) OF SUB-SECTION 3 OF SECTION 143 OF THE COMPANIES ACT, 2013 ("THE ACT")

We have audited the internal financial controls over financial reporting of Associated Alcohols & Breweries Limited ("the Company") as of March 31, 2019 in conjunction with our audit of the financial statements of the Company for the year ended on that date.

Management's Responsibility for Internal Financial Controls

The Company's management is responsible for establishing and maintaining internal financial controls based on the internal control over financial reporting criteria established by the Company considering the essential components of internal control stated in the Guidance Note on Audit of Internal Financial Controls over Financial Reporting issued by the Institute of Chartered Accountants of India. These responsibilities include the design, implementation and maintenance of adequate internal financial controls that were operating effectively for ensuring the orderly and efficient conduct of its business, including adherence to company's policies, the safeguarding of its assets, the prevention and detection of frauds and errors, the accuracy and completeness of the accounting records, and the timely preparation of reliable financial information, as required under the Companies Act, 2013.

Auditor's Responsibility

Our responsibility is to express an opinion on the Company's internal financial controls over financial reporting based on our audit. We conducted our audit in accordance with the Guidance Note on Audit of Internal Financial Controls Over Financial Reporting (the "Guidance Note") issued by the Institute of Chartered Accountants of India and the Standards on Auditing prescribed under Section 143(10) of the Companies Act, 2013, to the extent applicable to an audit of internal financial controls. Those Standards and the Guidance Note require that we comply with ethical requirements and plan and perform the audit to obtain reasonable assurance about whether adequate internal financial controls over financial reporting was established and maintained and if such controls operated effectively in all material respects.

Our audit involves performing procedures to obtain audit evidence about the adequacy of the internal financial controls system over financial reporting and their operating effectiveness. Our audit of internal financial controls over financial reporting included obtaining an understanding of internal financial controls over financial reporting, assessing the risk that a material weakness exists, and testing and evaluating the design and operating effectiveness of internal control based on the assessed risk. The procedures selected depend on the auditor's judgement, including the assessment of the risks of material misstatement of the financial statements, whether due to fraud or error.

We believe that the audit evidence we have obtained is sufficient and appropriate to provide a basis for our audit opinion on the Company's internal financial controls system over financial reporting.

Meaning of Internal Financial Controls over Financial Reporting

A company's internal financial control over financial reporting is a process designed to provide reasonable assurance regarding the reliability of financial reporting and the preparation of financial statements for external purposes in accordance with generally accepted accounting principles. A company's internal financial control over financial reporting includes those policies and procedures that (1) pertain to the maintenance of records that, in reasonable detail, accurately and fairly reflect the transactions and dispositions of the assets of the company; (2) provide reasonable assurance that transactions are recorded as necessary to permit preparation of financial statements in accordance with generally accepted accounting principles, and that receipts and expenditures of the company are being made only in accordance with authorisations of management and directors of the company; and (3) provide reasonable assurance regarding prevention or timely detection of unauthorised acquisition, use, or disposition of the company's assets that could have a material effect on the financial statements.

Inherent Limitations of Internal Financial Controls over Financial Reporting

Because of the inherent limitations of internal financial controls over financial reporting, including the possibility of collusion or improper management override of controls, material misstatements due to error or fraud may occur and not be detected. Also, projections of any evaluation of the internal financial controls over financial reporting to future periods are subject to the risk that the internal financial control over financial reporting may become inadequate because of changes in conditions, or that the degree of compliance with the policies or procedures may deteriorate.

Opinion

In our opinion, to the best of our information and according to the explanations given to us, the Company has, in all material respects, an adequate internal financial controls system over financial reporting and such internal financial controls over financial reporting were operating effectively as at March 31, 2019, based on the internal control over financial reporting criteria established by the Company considering the essential components of internal control stated in the Guidance Note on Audit of Internal Financial Controls over Financial Reporting issued by the Institute of Chartered Accountants of India.

For Singhi & Co.
Chartered Accountants
Firm Registration No.302049E

(Gopal Jain)
Partner
Membership No. 059147

Place: Indore
Dated: 28 May 2019

Balance Sheet as at 31st March, 2019

(₹ in Lakhs)

Particulars	Note No.	As at 31st March, 2019		As at 31st March, 2018	
ASSETS					
1 NON-CURRENT ASSETS					
a Property, Plant and Equipment	5	11,628.79		7,957.96	
b Capital Work-In-Progress		192.74		2,270.59	
c Intangible Assets	6	11.46	11,832.99	30.18	10,258.73
d Financial Assets					
i Investments	7	308.42		267.56	
ii Loans	8	98.47		119.15	
iii Other Financial Assets	9	40.59		55.14	
e Other Non-Current Assets	10	648.13	1,095.61	660.72	1,102.57
2 CURRENT ASSETS					
a Inventories	11	5,592.45		3,807.37	
b Financial Assets					
i Trade Receivables	12	3,070.73		1,889.22	
ii Cash and Cash Equivalents	13	174.93		238.26	
iii Bank balances other than Cash and Cash Equivalents	14	366.26		183.78	
iv Loans	15	1,634.68		2,067.27	
v Other Financial Assets	16	194.93		57.50	
c Other Current Assets	17	468.27	11,502.25	487.40	8,730.80
Total Assets			**24,430.85**		**20,092.10**
EQUITY AND LIABILITIES					
1 EQUITY					
a Equity Share Capital	18	1,807.92		1,807.92	
b Other Equity	19	13,107.89	14,915.81	10,269.02	12,076.94
2 LIABILITIES					
NON-CURRENT LIABILITIES					
a Financial Liabilities					
i Borrowings	20	753.06		326.03	
b Provisions	21	66.38		-	
c Deferred Tax Liabilities (Net)	22	874.92		794.12	
d Non-Current Tax Liabilities	23	7.64	1,702.00	7.64	1,127.79
CURRENT LIABILITIES					
a Financial Liabilities					
i Borrowings	24	1,474.96		1,123.74	
ii Trade Payables	25				
- Total outstanding dues of micro enterprises and small enterprises; and		197.61		24.34	
- Total outstanding dues of creditors other than micro enterprises and small enterprises		2,859.88		1,933.17	
iii Other Financial Liabilities	26	1,512.79		2,210.23	
b Other Current Liabilities	27	1,546.80		793.14	
c Provisions	28	2.08		76.79	
d Current tax liabilities (Net)	29	218.92	7,813.04	725.96	6,887.37
Total Equity and Liabilities			**24,430.85**		**20,092.10**
Basis of Accounting	2				
Significant Accounting Policies	3				
Significant Judgement & Key Estimate	4				

Accompanying notes form an integral part of the financial statements.

As per our report of even date

For Singhi & Co.
Chartered Accountants
(Firm Registration No.302049E)

(Gopal Jain)
Partner
(Membership No.059147)

Indore
May 28, 2019

For and on behalf of the Board of Directors

Tushar Bhandari
Whole Time Director
DIN:03583114

Nitin Tibrewal
Director
DIN: 01892892

Sanjay Kumar Tibrewal
Chief Financial Officer

Sumit Jaitely
Company Secretary

Statement of Profit & Loss for the year ended 31st March, 2019

(₹ in Lakhs unless otherwise stated)

Particulars		Note No.	For the year ended 31st March, 2019	For the year ended 31st March, 2018
INCOME				
Revenue from Operations		30	41,158.18	33,099.39
Other Income		31	420.56	307.45
Total Income	(A)		**41,578.74**	**33,406.84**
EXPENSES				
Cost of Materials Consumed		32	21,659.14	16,427.85
Purchases of Stock -in- Trade		33	78.13	72.36
Changes in Inventories of Finished Goods & Work-in-Progress		34	(1,193.25)	(308.10)
Excise Duty			1,304.12	687.48
Employee Benefits Expense		35	1,963.29	2,241.47
Finance Costs		36	223.18	384.40
Depreciation and Amortisation Expense		37	1,229.41	1,131.71
Power and Fuel			3,687.26	2,833.61
Other Expenses		38	7,895.80	5,993.66
Total Expenses	(B)		**36,847.08**	**29,464.44**
Profit before Exceptional Items and Tax			**4,731.66**	**3,942.40**
Exceptional Items	(C)		-	-
Profit before Tax	(A-B-C)		**4,731.66**	**3,942.40**
Tax Expense:		39		
Current Tax			1,600.72	1,553.87
Deferred Tax			86.40	(185.79)
Taxes for earlier years			18.15	55.40
Total Tax Expenses			**1,705.27**	**1,423.48**
Profit after Tax	(D)		**3,026.39**	**2,518.92**
Other Comprehensive Income				
Items that will not be reclassified to profit or loss				
a) Remeasurement of defined benefit plan			(16.03)	72.72
b) Equity instrument through Other Comprehensive Income			40.86	32.84
c) Income tax relating to above items			5.60	(25.41)
Other Comprehensive Income for the Year (Net of Tax)	(E)		**30.43**	**80.15**
Total Comprehensive Income for the Year	(D+E)		**3,056.82**	**2,599.07**
Earnings per Equity Shares of par value of ₹10 each				
Basic & Diluted Earnings Per Share (₹)		40	16.74	13.93
Basis of Accounting		2		
Significant Accounting Policies		3		
Significant Judgement & Key Estimate		4		

Accompanying notes form an integral part of the financial statements.

As per our report of even date

For Singhi & Co.
Chartered Accountants
(Firm Registration No.302049E)

(Gopal Jain)
Partner
(Membership No.059147)

Indore
May 28, 2019

For and on behalf of the Board of Directors

Tushar Bhandari
Whole Time Director
DIN:03583114

Nitin Tibrewal
Director
DIN: 01892892

Sanjay Kumar Tibrewal
Chief Financial Officer

Sumit Jaitely
Company Secretary

Cash Flow Statement for the year ended 31st March, 2019

(₹ in Lakhs)

	Particulars	For the year ended 31st March, 2019	For the year ended 31st March, 2018
A	CASH FLOW FROM OPERATING ACTIVITIES		
	Profit Before Tax	**4,731.66**	**3,942.40**
	Adjustments for:		
	Depreciation / Amortisation	1,229.41	1,131.71
	Finance Cost	223.18	384.40
	Impairment allowances	130.60	121.01
	Bad debts	0.90	-
	Interest Income	(152.56)	(113.16)
	Loss on disposal of Property, Plant & Equipment	3.82	72.15
	Sundry Balances Written Back	(230.50)	(76.74)
	Other Provisions Created/(utilised)	9.64	9.73
	Operating Profit before Working Capital Changes	**5,946.15**	**5,471.50**
	Movement in Working Capital :		
	(Increase)/Decrease in Trade Receivables	(1,286.65)	(257.86)
	(Increase)/Decrease in Inventories	(1,794.72)	(961.24)
	(Increase)/Decrease in Financial Assets	(172.46)	(72.36)
	(Increase)/Decrease in Other Assets	2.40	69.64
	Increase/(Decrease) in Trade Payables	1,330.48	355.17
	Increase/(Decrease) in Financial Liabilities	(113.93)	96.79
	Increase/(Decrease) in Other Liabilities & Provisions	729.30	520.10
	Cash Generated from Operations	**4,640.57**	**5,221.74**
	Direct Taxes Paid	(2,159.71)	(1,336.56)
	Net Cash Flow generated from Operating Activities	**2,480.86**	**3,885.18**
B	Cash Flow from Investing Activities		
	Purchase of Property, Plant & Equipment, CWIP and Intangibles	(3,400.89)	(1,599.23)
	Proceed from the Sale of Property, Plant & Equipment	81.82	69.65
	Loan (Given)/Refund (Net)	486.84	(933.74)
	Bank balances other than Cash and Cash Equivalents	(166.47)	17.14
	Interest Income received	152.56	113.16
	Net Cash Flow used in Investing Activities	**(2,846.14)**	**(2,333.02)**
C	Cash Flow from Financing Activities		
	Proceeds from Non Current Borrowings	427.03	-
	Repayment of Non Current Borrowings	(79.94)	(526.95)
	Proceeds from/(Repayment of) Current Borrowings (Net)	351.22	(498.43)
	Finance Cost paid	(188.09)	(377.35)
	Dividend paid to equity shareholders	(171.11)	(180.79)
	Dividend Distribution tax	(37.16)	(36.81)
	Net Cash Flow used in Financing Activities	**301.95**	**(1,620.33)**
	Net increase/(decrease) in Cash and Cash equivalent (A+B+C)	**(63.33)**	**(68.17)**
	Cash & Cash equivalent at the beginning of the year	**238.26**	**306.43**
	Cash & Cash equivalent at the end of the year	**174.93**	**238.26**

Cash Flow Statement for the year ended 31st March, 2019

Notes:

a) The above Statement of Cash Flows has been prepared under the 'Indirect Method' as set out in Ind AS 7, 'Statement of Cash Flows'.

b) The composition of Cash & Cash Equivalent has been determined based on the Accounting Policy No. 3.2.

c) Figures for the previous year have been re-grouped wherever considered necessary.

d) Direct Taxes paid are treated as arising from operating activities and are not bifurcated between investing and financing activities.

Basis of Accounting	2
Significant Accounting Policies	3
Significant Judgement & Key Estimate	4

Accompanying notes form an integral part of the financial statements.

As per our report of even date

For Singhi & Co.
Chartered Accountants
(Firm Registration No.302049E)

(Gopal Jain)
Partner
(Membership No.059147)

Indore
May 28, 2019

For and on behalf of the Board of Directors

Tushar Bhandari
Whole Time Director
DIN:03583114

Nitin Tibrewal
Director
DIN: 01892892

Sanjay Kumar Tibrewal
Chief Financial Officer

Sumit Jaitely
Company Secretary

Statement of Change in Equity for the year ended 31st March, 2019

a) Equity Share Capital

(₹ in Lakhs)

Balance as at 1st April 2017	1,807.92
Add/(Less): Changes in Equity Share Capital during the year	-
Balance as at 31st March 2018	**1,807.92**
Balance as at 1st April 2018	1,807.92
Add/(Less): Changes in Equity Share Capital during the year	-
Balance as at 31st March 2019	**1,807.92**

b) Other Equity

(₹ in Lakhs)

Particulars	Reserves and Surplus			Other Comprehensive Income		Total
	Securities Premium	General Reserve	Retained Earnings	Remeasurements of defined benefit plans	Equity instrument through Other Comprehensive Income	
Balance as at 1st April, 2017	163.10	889.07	6,800.66	-	34.72	7,887.55
Profit for the year	-	-	2,518.92	-	-	2,518.92
Other Comprehensive Income	-	-	-	47.31	32.84	80.15
Total Comprehensive Income for the year	**-**	**-**	**2,518.92**	**47.31**	**32.84**	**2,599.07**
Dividend including Dividend Distribution Tax	-	-	(217.60)	-	-	(217.60)
Transfer from Retained Earnings to General Reserve	-	100.00	(100.00)	-	-	-
Transfer of Remeasurements of defined benefit plans to Retained Earnings	-	-	47.31	(47.31)	-	-
	-	**100.00**	**(270.29)**	**(47.31)**	**-**	**(217.60)**
Balance as at 31st March, 2018	**163.10**	**989.07**	**9,049.29**	**-**	**67.56**	**10,269.02**
Profit for the year	-	-	3,026.39	-	-	3,026.39
Other Comprehensive Income	-	-	-	(10.43)	40.86	30.43
Total Comprehensive Income for the year	**-**	**-**	**3,026.39**	**(10.43)**	**40.86**	**3,056.82**
Dividend including Dividend Distribution Tax	-	-	(217.95)	-	-	(217.95)
Transfer from Retained Earnings to General Reserve	-	100.00	(100.00)	-	-	-
Transfer of Remeasurements of defined benefit plans to Retained Earnings	-	-	(10.43)	10.43	-	-
	-	**100.00**	**(328.38)**	**10.43**	**-**	**(217.95)**
Balance as at 31st March, 2019	**163.10**	**1,089.07**	**11,747.30**	**-**	**108.42**	**13,107.89**

Basis of Accounting	2
Significant Accounting Policies	3
Significant Judgement & Key Estimate	4

Accompanying notes form an integral part of the financial statements.

As per our report of even date

For Singhi & Co.
Chartered Accountants
(Firm Registration No.302049E)

(Gopal Jain)
Partner
(Membership No.059147)

Indore
May 28, 2019

For and on behalf of the Board of Directors

Tushar Bhandari
Whole Time Director
DIN:03583114

Nitin Tibrewal
Director
DIN: 01892892

Sanjay Kumar Tibrewal
Chief Financial Officer

Sumit Jaitely
Company Secretary

Notes to the Financial Statements for the year ended 31st March, 2019

1. CORPORATE AND GENERAL INFORMATION

Associated Alcohols & Breweries Limited ("the Company") is a public limited company domiciled and incorporated in India under the Companies Act 1956and has its listing on the BSE Limited. The registered office of the Company is situated at Kolkata, West Bengal. The Company is one of the leading and largest liquor manufacturers in Central India. The Company's principal business is manufacturing and trading of ENA, Indian Made Indian Liquor (Country Liquor) and Indian Made Foreign Liquor.

The Board of Directors have approved the financial statements for the year ended March 31, 2019 and authorised for issue on May 28, 2019.

2. BASIS OF PREPARATION & PRESENTATION OF FINANCIAL STATEMENT

2.1. Statement of Compliance

These financial statements have been prepared in accordance with the Indian Accounting Standards ("Ind AS") as prescribed by Ministry of Corporate Affairs pursuant to Section 133 of the Companies Act, 2013 ("the Act"), read with the Companies (Indian Accounting Standards) Rules, 2015 (as amended), other relevant provisions of the Act and other accounting principles generally accepted in India.

2.2. Basis of Measurement

The Company maintains accounts on accrual basis following the historical cost convention, except for followings:

- Certain Financial Assets and Liabilities is measured at Fair value/ Amortized cost (refer accounting policy regarding financial instruments);
- Defined Benefit Plans – Plan assets measured at fair value.

2.3. Functional and Presentation Currency

The Financial Statements are presented in Indian Rupee (INR), which is the functional currency of the Company and the currency of the primary economic environment in which the Company operates. All amounts disclosed in financial statements and notes have been rounded off to the nearest Lakhs (with two places of decimal) as per the requirements of Schedule III, unless otherwise stated.

2.4. Use of Estimates and Judgments

The preparation of financial statements in conformity with Ind AS requires judgments, estimates and assumptions to be made that affect the reported amount of assets and liabilities, disclosure of contingent liabilities on the date of the financial statements and the reported amount of revenues and expenses during the reporting period. Difference between the actual results and estimates are recognized in the period in which the results are known/ materialized.

2.5. Presentation of Financial Statements

The Balance Sheet and the Statement of Profit and Loss are prepared and presented in the format prescribed in the Schedule III to the Companies Act, 2013 ("the Act"). The Statement of Cash Flows has been prepared and presented as per the requirements of Ind AS 7 "Statement of Cash flows". The disclosure requirements with respect to items in the Balance Sheet and Statement of Profit and Loss, as prescribed in the Schedule III to the Act, are presented by way of notes forming part of the financial statements along with the other notes required to be disclosed under the notified Indian Accounting Standards and the SEBI (Listing Obligations and Disclosure Requirements) Regulations, 2015 (as amended).

2.6. Operating Cycle for current and non-current classification

All assets and liabilities have been classified as current or non-current as per the Company's normal operating cycle and other criteria set out in the Schedule III to the Companies Act, 2013 and Ind AS 1.The Company has ascertained its operating cycle as twelve months for the purpose of current and non-current classification of assets and liabilities.

An asset is classified as current when it is:

- Expected to be realized or intended to sold or consumed in normal operating cycle;
- Held primarily for the purpose of trading;
- Expected to be realized within twelve months after the reporting period; or
- Cash or cash equivalent unless restricted from being exchanged or used to settle a liability for at least twelve months after the reporting period.

All the other assets are classified as non-current.

A liability is current when:

- It is expected to be settled in normal operating cycle;
- It is held primarily for the purpose of trading;
- It is due to be settled within twelve months after the reporting period; or
- There is no unconditional right to defer the settlement of the liability for at least twelve months after the reporting period.

The Company classifies all other liabilities as non-current. Deferred Tax Assets and Liabilities are classified as non-current assets and liabilities respectively.

2.7. Measurement of Fair Values

A number of the Company's accounting policies and disclosures require the measurement of fair values, for both financial and non-financial assets and liabilities.

Fair value is the price that would be received to sell an asset or paid to transfer a liability in an orderly transaction between market participants at the measurement date. The fair value measurement is based on the presumption that the transaction to sell the asset or transfer the liability takes place either:

- In the principal market for the asset or liability, or
- In the absence of a principal market, in the most advantageous market for the asset or liability.

The principal or the most advantageous market must be accessible by the Company. The fair value of an asset or a liability is measured using the assumptions that market participants would use when pricing the asset or liability, assuming that market participants act in their economic best interest. A fair value measurement of a non-financial asset takes into account a market participant's ability to generate economic benefits by using the asset in its highest and best use or by selling it to another market participant that would use the asset in its highest and best use.

The Company uses valuation techniques that are appropriate in the circumstances and for which sufficient data are available to measure fair value, maximizing the use of relevant observable inputs and minimizing the use of unobservable inputs.

All assets and liabilities for which fair value is measured or disclosed in the financial statements are categorised within the fair value hierarchy, described as follows, based on the input that is significant to the fair value measurement as a whole:

- Level 1 —Quoted (unadjusted) market prices in active markets for identical assets or liabilities
- Level 2 — Valuation techniques for which the lowest level input that is significant to the fair value measurement is directly or indirectly observable and
- Level 3 — Valuation techniques for which the lowest level input that is significant to the fair value measurements unobservable.

External valuers are involved for valuation of significant assets & liabilities. Involvement of external valuers is decided by the management of the company considering the requirements of Ind AS and selection criteria include market knowledge, reputation, independence and whether professional standards are maintained.

2.8. Application of New Accounting Pronouncements

The company has applied the following Ind AS pronouncements pursuant to issuance of the Companies (Indian Accounting Standards) Amendment Rules, 2018. The effect is described below:

The Company has adopted Ind AS 115 Revenue from contracts with customers, with effect from April 1, 2018. Ind AS 115 establishes principles for reporting information about the nature, amount, timing and uncertainty of revenues and cash flows arising from the contracts with its customers and replaces Ind AS 18 Revenue and Ind AS 11 Construction Contracts.

The Company has adopted Ind AS 115 using the cumulative effect method whereby the effect of applying this standard is recognised at the date of initial application (i.e. 1 April, 2018). Impact on adoption of Ind AS 115 is not material.

The Company has adopted Appendix B to Ind AS 21, foreign currency transactions and advance consideration with effect from 1st April 2018 prospectively to all assets, expenses and income initially recognized on or after 1st April 2018. Impact on adoption of Appendix B to Ind AS 21 is not material.

2.9. Recent Accounting Developments Standard issued but not yet effective:

In March 2019, the Ministry of Corporate Affairs (MCA) issued the Companies (Indian Accounting Standards) Amendment Rules, 2019 and Companies (Indian Accounting Standards) Second Amendment Rules, 2019, notifying Ind AS 116 'Leases' and amendments to certain Ind AS. The Standard / amendments are applicable to the Company with effect from 1st April 2019.

Ind AS 116-Leases, the standard changes the recognition, measurement, presentation and disclosure of leases. It requires:

a) Lessees to record all leases on the balance sheet with exemptions available for low value and short-term leases.

b) At the commencement of a lease, a lessee will recognise lease liability and an asset representing the right to use the asset during the lease term (right-of-use asset).

c) Lessees will subsequently reduce the lease liability when paid and recognise depreciation on the right-of-use asset.

d) A lease liability is remeasured upon the occurrence of certain events such as a change in the lease term or a change in an index or rate used to determine lease payments. The remeasurement normally also adjusts the right-of-use asset.

e) The standard has no impact on the actual cash flows of a Company. However, operating lease payments currently expensed as operating cash outflows will instead be capitalised and presented as financing cash outflows in the statement of cash flows.

The Company has reviewed all relevant contracts to identify leases and preparations for this standard are substantially complete. This review included:

a) An assessment about whether the contract depends on a specific asset,

b) Whether the company obtains substantially all the economic benefits from the use of that asset; and

c) Whether the Company has the right to direct the use of that asset.

From 1st April 2019 the Company will focus on ensuring that the revised process for identifying and accounting for leases is followed.

The company has completed an initial assessment of the potential impact on its financial statement and expects to have no significant impact on the financial statement.

The Companies (Indian Accounting Standards) Amendment Rules, 2019 also notified amendments to the following accounting standards. The amendments would be effective from April 1, 2019.

a) Ind AS 12 - Income taxes – Appendix C on uncertainty over income tax treatments

b) Ind AS 12 - Income Taxes - Accounting for Dividend Distribution Taxes

c) Ind AS 23 - Borrowing costs

d) Ind AS 28 - Investment in associates and joint ventures

e) Ind AS 109- Financial instruments

f) Ind AS 19- Employee benefits

g) Ind AS 103 and Ind AS 111 : Business combinations and joint arrangements

The Company is in the process of evaluating the impact of such amendments.

3. ACCOUNTING POLICIES

A summary of the significant accounting policies applied in the preparation of the financial statements are as given below. These accounting policies have been applied consistently to all the periods presented in the financial statements.

3.1. INVENTORIES

Inventories are valued at the lower of cost and net realizable value (NRV). Cost is measured by including, unless specifically mentioned below, cost of purchase and other costs incurred in bringing the inventories to their present location and condition. However materials and other items held for use in the production of inventories are not written

down below cost if the finished products in which they will be incorporated are expected to be sold at or above cost. NRV is the estimated selling price in the ordinary course of business, less estimated costs of completion and the estimated costs necessary to make the sale. Cost is ascertained on weighted average basis for all inventories except for by products and scrap materials which are valued at net realizable value.

3.2. CASH AND CASH EQUIVALENTS

Cash and cash equivalent in the balance sheet comprise cash at banks and on hand and short term deposits with an original maturity of three months or less, which are subject to an insignificant risk of change in value.

For the purpose of the statement of cash flows, cash and cash equivalents includes cash on hand, term deposits and other short-term highly liquid investments, net of bank overdrafts as they are considered an integral part of the Company's cash management. Bank overdrafts are shown within short term borrowings in the balance sheet.

3.3. INCOME TAX

The income tax expense or credit for the period is the tax payable on the current period's taxable income based on the applicable income tax rate for each jurisdiction adjusted by changes in deferred tax assets and liabilities attributable to temporary differences and to unused tax losses. Current and deferred tax is recognized in the statement of profit & loss, except to the extent that it relates to items recognized in other comprehensive income or directly in equity. In this case, the tax is also recognized in other comprehensive income or directly in equity, respectively.

3.3.1. Current Tax:

Current tax liabilities (or assets) for the current and prior periods are measured at the amount expected to be paid to (recovered from) the taxation authorities using the tax rates (and tax laws) that have been enacted or substantively enacted, at the end of the reporting period.

3.3.2. Deferred Tax

- Deferred Tax assets and liabilities is measured at the tax rates that are expected to apply to the period when the asset is realized or the liability is settled based on tax rates (and tax laws) that have been enacted or substantively enacted by the end of the reporting period.
- Deferred tax is recognized in respect of temporary differences between the carrying amounts of assets and liabilities for financial reporting purposes and the corresponding amounts used for taxation purposes (i.e., tax base). Deferred tax is also recognized for carry forward of unused tax losses and unused tax credits.
- Deferred tax assets are recognized to the extent that it is probable that taxable profit will be available against

which the deductible temporary differences, and the carry forward of unused tax credits and unused tax losses can be utilized.

- The carrying amount of deferred tax assets is reviewed at the end of each reporting period. The Company reduces the carrying amount of a deferred tax asset to the extent that it is no longer probable that sufficient taxable profit will be available to allow the benefit of part or that entire deferred tax asset to be utilized. Any such reduction is reversed to the extent that it becomes probable that sufficient taxable profit will be available.
- Deferred tax relating to items recognized outside the Statement of Profit and Loss is recognized either in other comprehensive income or in equity. Deferred tax items are recognized in correlation to the underlying transaction either in OCI or directly in equity.
- Deferred tax assets and liabilities are offset when there is a legally enforceable right to set off current tax assets against current tax liabilities and when they relate to income taxes levied by the same taxation authority and the Company intends to settle its current tax assets and liabilities on a net basis.

3.4. PROPERTY, PLANT AND EQUIPMENT

3.4.1. Tangible Assets

3.4.1.1. Recognition and Measurement:

- Property, plant and equipment held for use in the production or/and supply of goods or services, or for administrative purposes, are stated in the balance sheet at cost, less any accumulated depreciation and accumulated impairment losses (if any), except for freehold land which are carried at historical cost.
- Cost of an item of property, plant and equipment acquired comprises its purchase price, including import duties and non-refundable purchase taxes, after deducting any trade discounts and rebates, any directly attributable costs of bringing the assets to its working condition and location for its intended use and present value of any estimated cost of dismantling and removing the item and restoring the site on which it is located.
- If significant parts of an item of property, plant and equipment have different useful lives, then they are accounted for as separate items (major components) of property, plant and equipment.
- Profit or loss arising on the disposal of property, plant and equipment are recognized in the Statement of Profit and Loss.

3.4.1.2. Subsequent Measurement:

- Subsequent costs are included in the asset's carrying amount, only when it is probable that future economic benefits associated with the cost incurred will flow to the Company and the cost of the item can be measured reliably. The carrying amount of any component accounted for as a separate asset is derecognized when replaced.
- Major Inspection/ Repairs/ Overhauling expenses are recognized in the carrying amount of the item of property, plant and equipment as a replacement if the recognition criteria are satisfied. Any Unamortized part of the previously recognized expenses of similar nature is derecognized.

3.4.1.3. Depreciation and Amortization:

- Depreciation on Property, Plant & Equipment is provided on Straight Line Method in terms of life span of assets prescribed in Schedule II of the Companies Act, 2013or as reassessed by the Company based on the technical evaluation.
- In case the cost of part of tangible asset is significant to the total cost of the assets and useful life of that part is different from the remaining useful life of the asset, depreciation has been provided on straight line method based on internal assessment and independent technical evaluation carried out by external valuers, which the management believes that the useful lives of the component best represent the period over which it expects to use those components.

Category	Useful life (Years)
Buildings	
Non-Factory Building (RCC Frame Structure)	30/60
Fences	5
Factory Building	30
Plant and machinery	
Other than Continuous Process Plant	5/10/15/20
Wind Power Plant	22
Computer equipment	
Servers and networks	6
Others	3
Furniture and Fixtures	10
Office equipment	5
Vehicles	
Motor cycles, scooters	10
Others	8

- Depreciation on additions (disposals) during the year is provided on a pro-rata basis i.e., from (up to) the date on which asset is ready for use (disposed of).
- Depreciation method, useful lives and residual values are reviewed at each financial year-end and adjusted if appropriate.

3.4.1.4. Disposal of Assets

An item of property, plant and equipment is derecognized upon disposal or when no future economic benefits are expected to arise from the continued use of the asset. Any gain or loss arising on the disposal or retirement of an item of property, plant and equipment is determined as the difference between net disposal proceeds and the carrying amount of the asset and is recognized in the statement of profit and loss.

3.4.1.5. Capital Work in Progress

Capital work-in-progress is stated at cost which includes expenses incurred during construction period, interest on amount borrowed for acquisition of qualifying assets and other expenses incurred in connection with project implementation in so far as such expenses relate to the period prior to the commencement of commercial production.

3.5. LEASES

3.5.1. Determining whether an arrangement contains a lease

The determination of whether an arrangement is (or contains) a lease is based on the substance of the arrangement at the inception of the lease. The arrangement is, or contains, a lease if fulfilment of the arrangement is dependent on the use of a specific asset or assets and the arrangement conveys a right to use the asset or assets, even if that right is not explicitly specified in an arrangement.

3.5.2. Company as lessor

- Finance Lease

Leases which effectively transfer to the lessee substantially all the risks and benefits incidental to ownership of the leased item are classified and accounted for as finance lease. Lease rental receipts are apportioned between the finance income and capital repayment based on the implicit rate of return. Contingent rents are recognized as revenue in the period in which they are earned.

- Operating Lease

Leases in which the Company does not transfer substantially all the risks and rewards of ownership of an asset are classified as operating leases. Rental income from operating leases is recognized on a straight-line basis

over the term of the relevant lease except where scheduled increase in rent compensates the Company with expected inflationary costs.

3.5.3. Company as lessee

- Finance Lease

  Finance Leases, which effectively transfer to the lessee substantially all the risks and benefits incidental to ownership of the leased item, are capitalized at the lower of the fair value and present value of the minimum lease payments at the inception of the lease term and disclosed as leased assets. Lease Payments under such leases are apportioned between the finance charges and reduction of the lease liability based on the implicit rate of return. Finance charges are charged directly to the statement of profit and loss. Lease management fees, legal charges and other initial direct costs are capitalized.

  If there is no reasonable certainty that the Company will obtain the ownership by the end of lease term, capitalized leased assets are depreciated over the shorter of the estimated useful life of the asset or the lease term.

- Operating Lease

  Assets acquired on leases where a significant portion of risk and reward is retained by the lessor are classified as operating leases. Lease rental are charged to statement of profit and loss on a straight-line basis over the lease term, except where scheduled increase in rent compensates the Company with expected inflationary costs.

3.6. REVENUE RECOGNITION

Revenue from contract with customers is recognized when the Company satisfies performance obligation by transferring promised goods and services to the customer. Performance obligations are satisfied at a point of time or over a period of time. Performance obligations satisfied over a period of time are recognized as per the terms of relevant contractual

Agreements/ arrangements. Performance obligations are said to be satisfied at a point of time when the customer obtains controls of the asset.

Revenue is measured based on transaction price, which is the fair value of the consideration received or receivable, stated net of discounts, returns and value added tax. Transaction price is recognized based on the price specified in the contract, net of the estimated sales incentives/ discounts. Accumulated experience is used to estimate and provide for the discounts/ right of return, using the expected value method.

A refund liability is recognized for expected returns in relation to sales made corresponding assets are recognized for the products expected to be returned.

3.6.1. Revenue from tie-up manufacturing arrangements:

The company has entered into arrangement with Contract Manufacturing Unit (CMU), where-in CMU manufactures and sells on behalf of the Company. Accordingly, the transactions of the CMU under such arrangements have been recorded as gross revenue, excise duty and expenses as they were transactions of the Company.

3.7. EMPLOYEE BENEFITS

3.7.1. Short Term Benefits

Short term employee benefit obligations are measured on an undiscounted basis and are expensed as the related services are provided. Liabilities for wages and salaries, including non-monetary benefits that are expected to be settled wholly within twelve months after the end of the period in which the employees render the related service are recognized in respect of employees' services up to the end of the reporting period.

3.7.2. Other Long Term Employee Benefits

The liabilities for earned/privilege leave that are not expected to be settled wholly within twelve months are measured as the present value of the expected future payments to be made in respect of services provided by employees up to the end of the reporting period using the projected unit credit method. The benefits

are discounted using the government securities (G-Sec) at the end of the reporting period that have terms approximating to the terms of related obligation. Remeasurements as the result of experience adjustment and changes in actuarial assumptions are recognized in statement of profit and loss.

3.7.3. Post-Employment Benefits

The Company operates the following post-employment schemes:

- Defined Contribution Plan

  Defined contribution plans such as Provident Fund, Employee State Insurance etc. are charged to the statement of profit and loss as and when incurred and paid to Authority.

- Defined Benefit Plans

  The liability or asset recognized in the Balance Sheet in respect of defined benefit plans is the present value of the defined benefit obligation at the end of the reporting period less the fair value of plan assets. The Company's net obligation in respect of defined benefit plans is calculated separately for each plan by estimating the amount of future benefit that employees have earned in the current and prior periods. The defined benefit obligation is calculated annually by Actuaries using the projected unit credit method.

  The liability recognized for defined benefit plans is the present value of the defined benefit obligation at the reporting date less the fair value of plan assets, together with adjustments for unrecognized actuarial gains or losses and past service costs. The net interest cost is calculated by applying the discount rate to the net balance of the defined benefit obligation and the fair value of plan assets. The benefits are discounted using the government securities (G-Sec) at the end of the reporting period that have terms approximating to the terms of related obligation.

  Remeasurements of the net defined benefit obligation, which comprise actuarial gains and losses, the return on plan assets (excluding interest) and the effect of the asset ceiling, are recognized in other comprehensive income. Remeasurements recognized in other comprehensive income are reflected immediately in retained earnings and will not be reclassified to the statement of profit and loss.

3.8. FOREIGN CURRENCY TRANSACTIONS

- Foreign currency (other than the functional currency) transactions are translated into the functional currency using the spot rates of exchanges at the dates of the transactions. Monetary assets and liabilities denominated in foreign currencies are translated at the functional currency spot rate of exchanges at the reporting date.
- Foreign exchange gains and losses resulting from the settlement of such transactions and from the translation of monetary assets and liabilities are generally recognized in profit or loss in the year in which they arise except for exchange differences on foreign currency borrowings relating to assets under construction for future productive use, which are included in the cost of those qualifying assets when they are regarded as an adjustment to interest costs on those foreign currency borrowings, the balance is presented in the Statement of Profit and Loss within finance costs.
- Non-monetary items are not retranslated at period end and are measured at historical cost (translated using the exchange rate at the transaction date).

3.9. BORROWING COSTS

- Borrowing Costs consists of interest and other costs that an entity incurs in connection with the borrowings of funds. Borrowing costs also includes foreign exchange difference to the extent regarded as an adjustment to the borrowing costs.
- Borrowing costs directly attributable to the acquisition or construction of a qualifying asset are capitalized as a part of the cost of that asset that necessarily takes a substantial period of time to complete and prepare the asset for its intended use or sale.

- Transaction costs in respect of long term borrowing are amortized over the tenure of respective loans using Effective Interest Rate (EIR) method. All other borrowing costs are recognized in the statement of profit and loss in the period in which they are incurred.

3.10. FINANCIAL INSTRUMENTS

A financial instrument is any contract that gives rise to a financial asset of one entity and a financial liability or equity instrument of another entity.

3.10.1. Financial Assets

- **Recognition and Initial Measurement:**
  All financial assets are initially recognized when the company becomes a party to the contractual provisions of the instruments. A financial asset is initially measured at fair value plus, in the case of financial assets not recorded at fair value through profit or loss, transaction costs that are attributable to the acquisition of the financial asset.

- **Classification and Subsequent Measurement:**
  For purposes of subsequent measurement, financial assets are classified in four categories:
  - Measured at Amortized Cost;
  - Measured at Fair Value Through Other Comprehensive Income (FVTOCI);
  - Measured at Fair Value Through Profit or Loss (FVTPL); and
  - Equity Instruments designated at Fair Value through Other Comprehensive Income (FVTOCI).

  Financial assets are not reclassified subsequent to their initial recognition, except if and in the period the Company changes its business model for managing financial assets.

  - **Measured at Amortized Cost:** A debt instrument is measured at the amortized cost if both the following conditions are met:
    - The asset is held within a business model whose objective is achieved by both collecting contractual cash flows; and
    - The contractual terms of the financial asset give rise on specified dates to cash flows that are solely payments of principal and interest (SPPI) on the principal amount outstanding.

    After initial measurement, such financial assets are subsequently measured at amortized cost using the effective interest rate (EIR) method. Amortized cost is calculated by taking into account any discount or premium on acquisition and fees or costs that are an integral part of the EIR. The EIR amortization is included in finance income in the statement of profit or loss. The losses arising from impairment are recognized in the profit or loss.

    This category generally applies to trade receivables, cash and bank balances, loans and other financial assets of the company.

  - **Measured at FVTOCI:** A debt instrument is measured at the FVTOCI if both the following conditions are met:
    - The objective of the business model is achieved by both collecting contractual cash flows and selling the financial assets; and
    - The asset's contractual cash flows represent SPPI.

    Debt instruments meeting these criteria are measured initially at fair value plus transaction costs. They are subsequently measured at fair value with any gains or losses arising on remeasurement recognized in

other comprehensive income, except for impairment gains or losses and foreign exchange gains or losses. Interest calculated using the effective interest method is recognized in the statement of profit and loss in investment income.

- **Measured at FVTPL:** FVTPL is a residual category for debt instruments. Any debt instrument, which does not meet the criteria for categorization as at amortized cost or as FVTOCI, is classified as FVTPL. In addition, the company may elect to designate a debt instrument, which otherwise meets amortized cost or FVTOCI criteria, as at FVTPL. Debt instruments included within the FVTPL category are measured at fair value with all changes recognized in the statement of profit and loss. Equity instruments which are, held for trading are classified as at FVTPL.
- **Equity Instruments designated at FVTOCI:** For equity instruments, which has not been classified as FVTPL as above, the company may make an irrevocable election to present in other comprehensive income subsequent changes in the fair value. The company makes such election on an instrument-by-instrument basis. The classification is made on initial recognition and is irrevocable. In case the company decides to classify an equity instrument as at FVTOCI, then all fair value changes on the instrument, excluding dividends, are recognized in the OCI. There is no recycling of the amounts from OCI to P&L, even on sale of investment.

➢ **Derecognition:**
The Company derecognizes a financial asset on trade date only when the contractual rights to the cash flows from the asset expire, or when it transfers the financial asset and substantially all the risks and rewards of ownership of the asset to another entity.

➢ **Impairment of Financial Assets:**
The Company assesses at each date of balance sheet whether a financial asset or a group of financial assets is impaired. Ind AS – 109 requires expected credit losses to be measured through a loss allowance. The company recognizes impairment loss for trade receivables that do not constitute a financing transaction using expected credit loss model, which involves use of a provision matrix constructed on the basis of historical credit loss experience. For all other financial assets, expected credit losses are measured at an amount equal to the 12 month expected credit losses or at an amount equal to the life time expected credit losses if the credit risk on the financial asset has increased significantly since initial recognition.

3.10.2. **Financial Liabilities**

➢ **Recognition and Initial Measurement:**
Financial liabilities are classified, at initial recognition, as at fair value through profit or loss, loans and borrowings, payables or as derivatives, as appropriate. All financial liabilities are recognized initially at fair value and, in the case of loans and borrowings and payables, net of directly attributable transaction costs.

➢ **Subsequent Measurement:**
Financial liabilities are measured subsequently at amortized cost or FVTPL. A financial liability is classified as FVTPL if it is classified as held-for-trading, or it is a derivative or it is designated as such on initial recognition. Financial liabilities at FVTPL are measured at fair value and net gains and losses, including any interest expense, are recognized in profit or loss. Other financial liabilities are subsequently measured at amortized cost using the effective interest rate method. Interest expense and foreign exchange gains and losses are recognized in profit or loss. Any gain or loss on derecognition is also recognized in profit or loss.

➢ **Financial Guarantee Contracts:**
Financial guarantee contracts issued by the company are those contracts that require a payment to be made to reimburse the holder for a loss it incurs because the specified debtor fails to make a payment when due

in accordance with the terms of a debt instrument. Financial guarantee contracts are recognized initially as a liability at fair value, adjusted for transaction costs that are directly attributable to the issuance of the guarantee. Subsequently, the liability is measured at the higher of the amount of loss allowance determined as per impairment requirement of Ind AS 109 and the amount recognized less cumulative amortization.

- **Derecognition:**
  A financial liability is derecognized when the obligation under the liability is discharged or cancelled or expires.

3.10.3. **Offsetting financial instruments**

Financial assets and liabilities are offset and the net amount is reported in the balance sheet when there is a legally enforceable right to offset the recognized amounts and there is an intention to settle on a net basis or realize the asset and settle the liability simultaneously. The legally enforceable right must not be contingent on future events and must be enforceable in the normal course of business and in the event of default, insolvency or bankruptcy of the counterparty.

3.11. **Earnings Per Share**

Basic Earnings per share (EPS) amounts are calculated by dividing the profit for the year attributable to equity holders bythe weighted average number of equity shares outstanding during the year. Diluted EPS amounts are calculated by dividing the profit attributable to equity holders adjusted for the effects of potential equity shares by the weighted average number of equity shares outstanding during the year plus the weighted average number of equity shares that would be issued on conversion of all the dilutive potential equity shares into equity shares.

3.12. **Impairment of Non-Financial Assets**

The Company assesses, at each reporting date, whether there is an indication that an asset may be impaired. An asset is treated as impaired when the carrying cost of the asset exceeds its recoverable value being higher of value in use and net selling price. Value in use is computed at net present value of cash flow expected over the balance useful lives of the assets. For the purpose of assessing impairment, assets are grouped at the lowest levels for which there are separately identifiable cash inflows which are largely independent of the cash inflows from other assets or group of assets (Cash Generating Units – CGU).

An impairment loss is recognized as an expense in the Statement of Profit and Loss in the year in which an asset is identified as impaired. The impairment loss recognized in earlier accounting period is reversed if there has been an improvement in recoverable amount.

3.13. **Provisions, Contingent Liabilities and Contingent Assets**

3.13.1. **Provisions**

Provisions are recognized when there is a present obligation (legal or constructive) as a result of a past event and it is probable that an outflow of resources embodying economic benefits will be required to settle the obligation and a reliable estimate can be made of the amount of the obligation. Provisions are determined by discounting the expected future cash flows (representing the best estimate of the expenditure required to settle the present obligation at the balance sheet date) at a pre-tax rate that reflects current market assessments of the time value of money and the risks specific to the liability. The unwinding of the discount is recognized as finance cost.

3.13.2. **Contingent Liabilities**

Contingent liability is a possible obligation arising from past events and the existence of which will be confirmed only by the occurrence or non-occurrence of one or more uncertain future events not wholly within the control of the Company or a present obligation that arises from past events but is not recognized because it is not possible that an outflow of resources embodying economic benefit will be required to settle the obligations or reliable estimate of the amount of the obligations cannot be made. The Company discloses the existence of contingent liabilities in Other Notes to Financial Statements.

3.13.3. Contingent Assets

Contingent assets usually arise from unplanned or other unexpected events that give rise to the possibility of an inflow of economic benefits. Contingent Assets are not recognized though are disclosed, where an inflow of economic benefits is probable.

3.14. Intangible Assets

3.14.1. Recognition and Measurement

Intangible asset are stated at cost on initial recognition and subsequently measured at cost less accumulated amortization and accumulated impairment loss, if any.

3.14.2. Amortization

- Software's are amortized over a period of three years.
- The amortization period and the amortization method are reviewed at least at the end of each financial year. If the expected useful life of the assets is significantly different from previous estimates, the amortization period is changed accordingly.

3.15. Operating Segment

Operating segments are reported in a manner consistent with the internal reporting provided to the chief operating decision maker. The chief operating decision maker of the Company is responsible for allocating resources and assessing performance of the operating segments and accordingly is identified as the chief operating decision maker.

The Company has identified one reportable segment "Potable Alcohol" based on the information reviewed by the CODM.

4. SIGNIFICANT JUDGEMENTS AND KEY SOURCES OF ESTIMATION IN APPLYING ACCOUNTING POLICIES

Estimates and judgments are continually evaluated. They are based on historical experience and other factors, including expectations of future events that may have a financial impact on the Company and that are believed to be reasonable under the circumstances. Information about Significant judgments and Key sources of estimation made in applying accounting policies that have the most significant effects on the amounts recognized in the financial statements is included in the following notes:

- **Recognition of Deferred Tax Assets:** The extent to which deferred tax assets can be recognized is based on an assessment of the probability of the Company's future taxable income against which the deferred tax assets can be utilized. In addition, significant judgment is required in assessing the impact of any legal or economic limits.
- **Classification of Leases:** The Company enters into leasing arrangements for various assets. The classification of the leasing arrangement as a finance lease or operating lease is based on an assessment of several factors, including, but not limited to, transfer of ownership of leased asset at end of lease term, lessee's option to purchase and estimated certainty of exercise of such option, proportion of lease term to the asset's economic life, proportion of present value of minimum lease payments to fair value of leased asset and extent of specialized nature of the leased asset.
- **Defined Benefit Obligation (DBO):** Employee benefit obligations are measured on the basis of actuarial assumptions which include mortality and withdrawal rates as well as assumptions concerning future developments in discount rates, medical cost trends, anticipation of future salary increases and the inflation rate. The Company considers that the assumptions used to measure its obligations are appropriate. However, any changes in these assumptions may have a material impact on the resulting calculations.
- **Provisions and Contingencies:** The assessments undertaken in recognising provisions and contingencies have been made in accordance with Indian Accounting Standards (Ind AS) 37, 'Provisions, Contingent Liabilities and Contingent Assets'. The evaluation of the likelihood of the contingent events is applied best judgment by management regarding the probability of exposure to potential loss.

- **Impairment of Financial Assets:** The Company reviews its carrying value of investments carried at amortized cost annually, or more frequently when there is indication of impairment. If recoverable amount is less than its carrying amount, the impairment loss is accounted for.
- **Allowances for Doubtful Debts:** The Company makes allowances for doubtful debts through appropriate estimations of irrecoverable amount. The identification of doubtful debts requires use of judgment and estimates. Where the expectation is different from the original estimate, such difference will impact the carrying value of the trade and other receivables and doubtful debts expenses in the period in which such estimate has been changed.
- **Fair value measurement of financial Instruments:** When the fair values of financial assets and financial liabilities recorded in the balance sheet cannot be measured based on quoted prices in active markets, their fair value is measured using valuation techniques including the Discounted Cash Flow model. The input to these models are taken from observable markets where possible, but where this not feasible, a degree of judgments' is required in establishing fair values. Judgments include considerations of inputs such as liquidity risk, credit risk and volatility.

Notes to the Financial Statements for the year ended 31st March, 2019

5 PROPERTY, PLANT AND EQUIPMENT

(₹ in Lakhs)

Particulars	Year Ended 31st March 2019								
	Gross Carrying Amount				Accumulated Depreciation				Net Carrying Amount
	As at 1st April 2018	Additions	Disposals	As at 31st March 2019	As at 1st April 2018	Depreciation charged during the year	Deductions	As at 31st March 2019	
Leasehold Land	0.82	-	-	0.82	0.02	0.01	-	0.03	0.79
Freehold Land	420.01	-	-	420.01	-	-	-	-	420.01
Sub-Total	**420.83**	**-**	**-**	**420.83**	**0.02**	**0.01**	**-**	**0.03**	**420.80**
Buildings	1,282.38	412.96	-	1,695.34	120.79	60.98	-	181.77	1,513.57
Plant and Equipment	7,348.59	3,611.39	116.81	10,843.17	1,670.28	970.18	37.91	2,602.55	8,240.62
Furniture & Fixtures	113.02	615.47	-	728.49	34.94	69.81	-	104.75	623.74
Office Equipment	62.05	19.56	0.25	81.36	22.72	12.34	0.18	34.88	46.48
Vehicles	392.83	299.64	16.78	675.69	111.38	62.65	10.11	163.92	511.77
Wind Power Plant	291.80	-	-	291.80	34.62	17.31	-	51.93	239.87
Computer	72.90	5.67	-	78.57	31.69	14.94	-	46.63	31.94
Total	**9,984.40**	**4,964.69**	**133.84**	**14,815.25**	**2,026.44**	**1,208.22**	**48.20**	**3,186.46**	**11,628.79**

(₹ in Lakhs)

Particulars	Year Ended 31st March 2018								
	Gross Carrying Amount				Accumulated Depreciation				Net Carrying Amount
	As at 1st April 2017	Additions	Disposals	As at 31st March 2018	As at 1st April 2017	Depreciation charged during the year	Deductions	As at 31st March 2018	
Leasehold Land	0.82	-	-	0.82	0.01	0.01	-	0.02	0.80
Freehold Land	420.01	-	-	420.01	-	-	-	-	420.01
Sub-Total	**420.83**	**-**	**-**	**420.83**	**0.01**	**0.01**	**-**	**0.02**	**420.81**
Buildings	1,264.24	21.96	3.82	1,282.38	59.33	62.51	1.05	120.79	1,161.59
Plant and Equipment	6,950.94	578.57	180.92	7,348.59	835.08	885.89	50.69	1,670.28	5,678.31
Furniture & Fixtures	109.94	3.43	0.35	113.02	17.38	17.72	0.16	34.94	78.08
Office Equipment	57.81	11.30	7.06	62.05	12.48	12.51	2.27	22.72	39.33
Vehicles	364.60	34.21	5.98	392.83	57.12	56.63	2.37	111.38	281.45
Wind Power Plant	291.80	-	-	291.80	17.31	17.31	-	34.62	257.18
Computer	61.74	11.36	0.20	72.90	15.77	15.92	-	31.69	41.21
Total	**9,521.90**	**660.83**	**198.33**	**9,984.40**	**1,014.48**	**1,068.50**	**56.54**	**2,026.44**	**7,957.96**

Notes:

5.1 Refer note no. 42 for information on property, plant and equipment pledged as securities by the Company .

Notes to the Financial Statements for the year ended 31st March, 2019

6 INTANGIBLE ASSETS

(₹ in Lakhs)

Particulars	Year Ended 31st March 2019								
	Gross Carrying Amount				Accumulated Amortisation				Net Carrying Amount
	As at 1st April 2018	Additions	Disposals	As at 31st March 2019	As at 1st April 2018	Depreciation charged during the year	Deductions	As at 31st March 2019	
Computer Software	152.34	2.47	-	154.81	122.16	21.19	-	143.35	11.46
Total	152.34	2.47	-	154.81	122.16	21.19	-	143.35	11.46

(₹ in Lakhs)

Particulars	Year Ended 31st March 2018								
	Gross Carrying Amount				Accumulated Amortisation				Net Carrying Amount
	As at 1st April 2017	Additions	Disposals	As at 31st March 2018	As at 1st April 2017	Depreciation charged during the year	Deductions	As at 31st March 2018	
Computer Software	148.98	3.36	-	152.34	58.95	63.21	-	122.16	30.18
Total	148.98	3.36	-	152.34	58.95	63.21	-	122.16	30.18

Notes:

6.1 Refer Note No. 42 for information on Intangible Assets pledged as securities by the Company.

7 NON - CURRENT INVESTMENTS

(Fully Paid up except otherwise stated)

(₹ in Lakhs)

Particulars	Face Value (₹)	As at 31st March 2019		As at 31st March 2018	
		Qty	Amount	Qty	Amount
INVESTMENTS AT FAIR VALUE THROUGH OTHER COMPREHENSIVE INCOME					
Investments in Unquoted Equity Instruments					
Mount Everest Breweries Limited	10	2,00,000	308.42	2,00,000	267.56
			308.42		267.56
Aggregate Amount of Unquoted Investments			308.42		267.56

8 LOANS

(₹ in Lakhs)

	As at 31st March 2019	As at 31st March 2018
Security deposits (Unsecured & Considered good)	98.47	119.15
	98.47	**119.15**

9 OTHER FINANCIAL ASSETS

(₹ in Lakhs)

	Refer Note No.	As at 31st March 2019	As at 31st March 2018
Fixed Deposits with Banks (Maturities over 12 months)	9.1	18.82	34.83
Other deposits and advances			
Considered good	9.2	21.77	20.31
Considered doubtful		167.62	167.62
Less: Impairment allowances for doubtful advances	9.3	(167.62)	(167.62)
		40.59	**55.14**

9.1 Includes deposit of ₹18.82 Lakhs (PY 2018: ₹34.83 Lakhs) held as margin money & security against tender and label registration.

9.2 Deposit amounting to ₹21.77 Lakhs (at amortized cost) (PY 2018 ₹20.31 Lakhs) lying with Reserve Bank of India under Pradhan Mantri Garib Kalyan Yojana 2016.

9.3 Movement in Impairment allowances for doubtful advances:

(₹ in Lakhs)

Particulars	Amount
As on 1st April, 2017	167.62
Add: Created	-
Less: Utilized/ Reversed	-
As on 31st March, 2018	167.62
As on 1st April, 2018	167.62
Add: Created	-
Less: Utilized/ Reversed	-
As on 31st March, 2019	167.62

10 OTHER NON CURRENT ASSETS

(₹ in Lakhs)

	Refer Note No.	As at 31st March 2019	As at 31st March 2018
Capital Advances			
Considered good		282.57	304.04
Considered doubtful		18.53	-
		301.10	**304.04**
Less: Impairment allowances for doubtful advances	10.1	(18.53)	-
		282.57	**304.04**
Advances other than Capital Advances			
Deposit - Appeals		350.92	341.28
Prepaid Expenses		14.64	15.40
		648.13	**660.72**

10.1 Movement in Impairment allowances for doubtful advances:

(₹ in Lakhs)

Particulars	Amount
As on 1st April, 2017	-
Add: Created	-
Less: Utilized/ Reversed	-
As on 31st March, 2018	-
As on 1st April, 2018	-
Add: Created	18.53
Less: Utilized/ Reversed	-
As on 31st March, 2019	18.53

11 INVENTORIES

(₹ in Lakhs)

	Refer Note No.	As at 31st March 2019	As at 31st March 2018
(At lower of cost or net realisable value)			
Raw Materials		598.14	323.85
Work-in-Progress /Semi Finish goods		603.79	350.10
Finished Goods		2,823.19	1,883.63
Stores and Spares		523.48	392.17
Packing Materials (net of obsolescence)	11.3	1,043.85	857.62
		5,592.45	3,807.37

11.1 The above includes goods-in-transit as under:

Raw Materials	-	3.46
Stores & Spares	-	5.64
	-	9.10

11.2 Refer Note No. 42 for information on inventories pledged as securities by the Company.

11.3 The net provision on Obsolete & Non moving item is recognized as expense during the year and included in Other manufacturing expenses in Statement of Profit & Loss amounting to ₹9.64 Lakhs (PY 2018 ₹9.73 lakhs).

12 TRADE RECEIVABLES

(₹ in Lakhs)

	Refer Note No.	As at 31st March 2019	As at 31st March 2018
Trade Receivables	12.1		
(a) Trade Receivables Considered good - Secured		-	-
(b) Trade Receivables Considered good - Unsecured		3,070.73	1,889.22
(c) Trade Receivables which have significant increase in Credit Risk; and		-	-
(d) Trade Receivables - credit impaired		237.47	148.06
		3,308.20	2,037.28
Less: Impairment allowances for Doubtful Receivables	12.3	(237.47)	(148.06)
		3,070.73	1,889.22

12.1 Trade receivables are non-interest bearing and are generally on terms of 30 to 90 days.

12.2 Refer Note No. 42 for information on Trade Receivables pledged as securities by the Company.

12.3 Movement in Impairment allowances for Doubtful Receivables:

(₹ in Lakhs)

Particulars	Amount
As on 1st April, 2017	27.05
Add: Created	121.01
Less: Utilized/ Reversed	-
As on 31st March, 2018	**148.06**
As on 1st April, 2018	148.06
Add: Created	104.23
Less: Utilized/ Reversed	(14.82)
As on 31st March, 2019	**237.47**

13 CASH AND CASH EQUIVALENTS

(₹ in Lakhs)

	As at 31st March 2019	As at 31st March 2018
Balances With Banks :		
In Current Account	167.40	160.80
Cash on Hand	7.53	77.46
	174.93	**238.26**

14 BANK BALANCES OTHER THAN CASH AND CASH EQUIVALENTS

(₹ in Lakhs)

	Refer Note No.	As at 31st March 2019	As at 31st March 2018
Fixed Deposits with Banks (having maturity of more than 3 months but less than 12 months)	14.1	338.73	152.60
Balance in :-			
- Unpaid Dividend Account		25.02	15.34
- Current Account	14.2	2.51	15.84
		366.26	**183.78**

14.1 Includes deposit of ₹336.51 Lakhs (PY 2018: ₹152.60 Lakhs) held as margin money & security against tender and label registration.

14.2 These Current accounts are in the nature of collection account and are operated by Madhya Pradesh State Excise Department for the collection of IMFL proceeds.

15 LOANS

(₹ in Lakhs)

	Refer Note No.	As at 31st March 2019	As at 31st March 2018
Security Deposit (Unsecured & Considered good)		248.41	194.16
Loans to body corporates/ others (Unsecured & Considered good)	55	1,352.36	1,511.54
Loans and advances to employees (Unsecured & Considered good)	15.1	33.91	361.57
		1,634.68	**2,067.27**

15.1 ₹"Nil" (PY 2018- ₹6.00 Lakhs) is due from a director of the company.

16 OTHERS FINANCIAL ASSETS

(₹ in Lakhs)

	As at 31st March 2019	As at 31st March 2018
Other Receivables	194.93	57.50
	194.93	57.50

17 OTHER CURRENT ASSETS

(₹ in Lakhs)

	Refer Note No.	As at 31st March 2019	As at 31st March 2018
Advances for supply of goods and rendering of services			
Considered good		222.17	202.34
Considered doubtful		7.84	-
		230.01	202.34
Less: Provision for doubtful advances	17.1	(7.84)	-
		222.17	202.34
Balances with Government & Statutory Authorities		62.79	98.34
Prepaid Expenses		183.31	182.72
Others		-	4.00
		468.27	487.40

17.1 Movement in Impairment allowances for doubtful advances:

Particulars	Amount
As on 1st April, 2017	-
Add: Created	-
Less: Utilized/ Reversed	-
As on 31st March, 2018	-
As on 1st April, 2018	-
Add: Created	7.84
Less: Utilized/ Reversed	-
As on 31st March, 2019	7.84

18 EQUITY SHARE CAPITAL

(₹ in Lakhs)

	As at 31st March 2019		As at 31st March 2018	
	No. of Shares	Amount	No. of Shares	Amount
18.1 Authorised Share Capital				
Equity Shares:				
Equity Shares of ₹10/- each	2,50,00,000	2,500.00	2,50,00,000	2,500.00
	2,50,00,000	2,500.00	2,50,00,000	2,500.00
18.2 Issued Share Capital				
Equity Shares of ₹10/- each	1,80,79,200	1,807.92	1,80,79,200	1,807.92
	1,80,79,200	1,807.92	1,80,79,200	1,807.92
18.3 Subscribed and Paid-up Share Capital				
Equity Shares of ₹10/- each fully paid-up	1,80,79,200	1,807.92	1,80,79,200	1,807.92
	1,80,79,200	1,807.92	1,80,79,200	1,807.92

18.4 Reconciliation of the number of shares at the beginning and at the end of the year

There has been no change/ movements in number of shares outstanding at the beginning and at the end of the year.

18.5 Terms/ Rights attached to Equity Shares :

The Company has only one class of issued shares i.e. Equity Shares having par value of ₹10/- per share. Each holder of Equity Shares is entitled to one vote per share and equal right for dividend. The dividend proposed by the Board of Directors is subject to the approval of shareholders in the ensuing Annual General Meeting, except in case of interim dividend. In the event of liquidation, the equity shareholders are eligible to receive the remaining assets of the Company after payment of all preferential amounts, in proportion to their shareholding.

18.6 Shareholding Pattern with respect of Holding or Ultimate Holding Company

The Company does not have any Holding Company or Ultimate Holding Company.

18.7 Details of Equity Shareholders holding more than 5% shares in the Company

	As at 31st March 2019		As at 31st March 2018	
	No. of Shares	Amount	No. of Shares	Amount
Equity Shares of ₹10/- each fully paid				
Smt. Ramdulari Kedia	19,71,600	10.91%	19,71,600	10.91%
Smt. Shweta Kedia	15,42,000	8.53%	15,42,000	8.53%
Smt. Sangita Kedia	14,86,400	8.22%	14,86,400	8.22%
Shri Prasann Kumar Kedia	9,56,200	5.29%	9,56,200	5.29%
M/s Garnet Tradelink Pvt. Ltd.	9,43,003	5.22%	16,65,000	9.21%
M/s Attic Dealcom Pvt. Ltd.	4,94,339	2.73%	10,41,649	5.76%

18.8 No equity shares have been reserved for issue under options and contracts/ commitments for the sale of shares/ disinvestment as at the Balance Sheet date.

18.9 No equity shares have been bought back by the Company during the period of 5 years preceding the date as at which the Balance Sheet is prepared.

18.10 No securities convertible into equity shares have been issued by the Company during the year.

18.11 No calls are unpaid by any Director or Officer of the Company during the year.

19 OTHER EQUITY

(₹ in Lakhs)

	Refer Note No.	As at 31st March 2019	As at 31st March 2018
Securities Premium	19.1	163.10	163.10
General Reserve	19.2	1,089.07	989.07
Retained Earnings	19.3	11,747.30	9,049.29
Other Comprehensive Income	19.4	108.42	67.56
		13,107.89	**10,269.02**

Nature/ Purpose of each reserve

a) Securities Premium: The amount received in excess of face value of the equity shares is recognised in Securities Premium Reserve. This reserve is utilised in accordance with the provisions of the Companies Act 2013.

b) General Reserve: The reserve arises on transfer portion of the net profit pursuant to the earlier provisions of Companies Act 1956.

c) Retained Earning: Generally represents the undistributed profit/amount of accumulated earnings of the company.

d) Other Comprehensive Income (OCI) : Other Comprehensive Income (OCI) represents the balance in equity for items to be accounted under OCI and comprises of the following:

i) Equity Instruments through OCI: The Company has elected to recognise changes in the fair value of certain investment in equity instrument in other comprehensive income.

ii) Remeasurement of defined benefit obligations: The actuarial gains and losses arising on defined benefit obligations have been recognised in OCI. The amount is subsequently transferred to retained earnings as per the Schedule III requirement.

(₹ in Lakhs)

	As at 31st March 2019	As at 31st March 2018
19.1 Securities Premium		
Balance at the beginning and at the end of the year	163.10	163.10
19.2 General Reserve		
Balance at the beginning of the year	989.07	889.07
Add: Transfer from Retained Earnings	100.00	100.00
Balance at the end of the year	**1,089.07**	**989.07**
19.3 Retained Earnings		
Balance at the beginning of the year	9,049.29	6,800.66
Add: Profit for the year	3,026.39	2,518.92
	12,075.68	**9,319.58**
Less: Transfer to General Reserve	(100.00)	(100.00)
Less: Dividend including Dividend Distribution Tax	(217.95)	(217.60)
Add/(Less): Other Comprehensive Income arising from		
Remeasurements of defined benefit obligation (net of tax)	(10.43)	47.31
	(328.38)	**(270.29)**
Balance at the end of the year	**11,747.30**	**9,049.29**
19.4 Other Comprehensive Income		
Equity instrument through Other Comprehensive Income		
Balance at the beginning of the year	67.56	34.72
Add: Change in Fair Value (net of tax)	40.86	32.84
Balance at the end of the year	**108.42**	**67.56**
Remeasurement of Defined Benefit Obligation		
Balance at the beginning of the year	-	-
Add/(Less): Changes during the year (net of tax)	(10.43)	47.31
Add/(Less): Transferred to Retained Earnings	10.43	(47.31)
Balance at the end of the year	-	-
	13,107.89	**10,269.02**

20 NON CURRENT BORROWINGS

(₹ in Lakhs)

	Refer Note No.	Non-Current Portion		Current Maturities	
		As at 31st March 2019	As at 31st March 2018	As at 31st March 2019	As at 31st March 2018
Secured					
Term loan from banks	20.1 (a) & (b)	625.00	311.72	561.71	623.42
Vehicle loan from banks	20.1 (c)	128.06	14.31	53.06	71.29
		753.06	**326.03**	**614.77**	**694.71**
Less: transfer to other current financial liability	26	-	-	(614.77)	(694.71)
		753.06	**326.03**	**-**	**-**

20.1 Details of Security:

a. Rupee Term loan of ₹311.71 Lakhs (PY 2018 ₹1246.85 Lakhs) from a bank is secured/ to be secured by pari passu charge over entire Property, Plant and Equipment (except certain freehold land) of the Company and second pari passu charge over entire current assets of the Company. The loan is repayable in remaining two equal quarterly instalments. The interest rate was at 10.25% p.a at the year end.The loan is further secured by personal guarantees of certain KMPs/ Employees of the Company.

b. Rupee Term loan of ₹875.00 Lakhs (PY 2018 ₹Nil) from a bank is secured/ to be secured by pari passu charge over entire Property, Plant and Equipment (except certain freehold land) of the Company and second pari passu charge over entire current assets of the Company. The loan is repayable in remaining equal fourteen quarterly instalments. The interest rate was at 9% p.a at the year end.The loan is further secured by personal guarantees of certain KMPs/Employees of the Company.

c. Vehicle loans from various banks are secured against hypothecation of vehicles purchased against the loan. The loans are repayable on monthly instalments as per the terms of loans which are ranging from 36 to 60 months. The interest rates are varying from 8.5% p.a. to 10.22% p.a.

20.2 The Carrying amount of the Financial and Non financial assets pledged as security for current and non current borrowings is given in Note 42.

20.3 There has been no default in repayment of the term loan during the year based on the repayment schedule.

21 PROVISIONS

(₹ in Lakhs)

	Refer Note No.	As at 31st March 2019	As at 31st March 2018
Provision for Employee Benefits			
Gratuity	45.2.5	11.37	-
Leave encashment		55.01	-
		66.38	-

22 DEFERRED TAX LIABILITIES (NET)

(₹ in Lakhs)

	Refer Note No.	As at 31st March 2019	As at 31st March 2018
Deferred Tax Liabilities			
Arising on account of :			
Property, Plant & Equipment & Intangible Assets		1,174.61	933.07
		1,174.61	933.07
Less: Deferred Tax Assets			
Arising on account of :			
Impairment allowances for Doubtful Receivables		150.77	110.31
Amount deductible on payment basis		148.92	28.64
		299.69	138.95
Deferred Tax Liabilities (Net)		874.92	794.12

22.1 Movement in deferred tax liability/(asset) during the year ended 31st March, 2019 (₹ in Lakhs)

Particulars	As at 31st March 2018	Charge/(credit) in Statement of Profit & Loss	Charge/ (credit) in Other Comprehensive Income	As at 31st March 2019
Deferred tax liability/(asset)				
Property, Plant & Equipment & Intangible Assets	933.07	241.54	-	1,174.61
Impairment allowances for Doubtful Receivables	(110.31)	(40.46)	-	(150.77)
Amount deductible on payment basis	(28.64)	(114.68)	(5.60)	(148.92)
	794.12	86.40	(5.60)	874.92

Movement in deferred tax liability/(asset) during the year ended 31st March, 2018 (₹ in Lakhs)

Particulars	As at 1st April, 2017	Charge/(credit) in Statement of Profit & Loss	Charge/ (credit) in Other Comprehensive Income	As at 31st March 2018
Deferred tax liability/(asset)				
Property, Plant & Equipment & Intangible Assets	1,017.85	(84.78)	-	933.07
Financial liability measured at amortised cost	4.02	(4.02)	-	-
Impairment allowances for Doubtful Receivables	(67.37)	(42.94)	-	(110.31)
Amount deductible on payment basis	-	(54.05)	25.41	(28.64)
	954.50	(185.79)	25.41	794.12

23 NON CURRENT TAX LIABILITY (NET)

(₹ in Lakhs)

	As at 31st March 2019	As at 31st March 2018
Provision for tax (net)	7.64	7.64
	7.64	7.64

24 CURRENT BORROWINGS

(₹ in Lakhs)

	Refer Note No.	As at 31st March 2019	As at 31st March 2018
Secured			
Working Capital loans from Banks repayable on demand	24.1	1,474.06	1,122.93
Unsecured			
Lease obligation		0.90	0.81
		1,474.96	1,123.74

24.1 Details of Security

Working capital facilities from the banks (fund based and non fund based) are secured/ to be secured by first pari passu charge over entire current assets of the Company and second pari passu charge over entire Property, Plant and Equipment (except certain freehold land) of the Company. The facilities are also secured by personal guarantees of certain KMPs/ Employees of the Company. The interest rates are 9.90% p.a. at the balance sheet date.

24.2 Refer Note No. 42 for information on the carrying amounts of financial and non-financial assets pledged as security for current borrowings.

25 TRADE PAYABLES

(₹ in Lakhs)

	Refer Note No.	As at 31st March 2019	As at 31st March 2018
Trade Payables for goods and services			
-Total outstanding dues of micro enterprises and small enterprises; and	43	197.61	24.34
-Total outstanding dues of creditors other than micro enterprises and small enterprises		2,859.88	1,933.17
		3,057.49	1,957.51

26 OTHER FINANCIAL LIABILITIES

(₹ in Lakhs)

	Refer Note No.	As at 31st March 2019	As at 31st March 2018
Current maturities of long term debts		614.77	694.71
Amount payable for Capital Goods		504.81	1,019.33
Security Deposit		-	82.85
Interest accrued and not due on Borrowings		13.86	12.59
Unpaid dividends	26.1	25.02	15.34
Employees related dues		112.47	142.52
Other Payable		241.86	242.89
		1,512.79	2,210.23

26.1 There are no amounts due for payment to the Investor Education and Protection Fund at the end of the year.

27 OTHER CURRENT LIABILITIES

(₹ in Lakhs)

	As at 31st March 2019	As at 31st March 2018
Statutory Dues Payable	1,498.14	786.38
Advances Received from Customers	48.66	6.76
	1,546.80	793.14

28 PROVISIONS

(₹ in Lakhs)

	As at 31st March 2019	As at 31st March 2018
Provision for Employee Benefits		
Leave encashment	2.08	76.79
	2.08	76.79

28.1 Movement of Provision

Particulars	Employee Benefit	
	Gratuity	Leave encashment
As on 1st April, 2017	-	82.19
Add: Created	-	63.99
Less: Utilized/ Reversed	-	(69.39)
As on 31st March, 2018	-	76.79
As on 1st April, 2018	-	76.79
Add: Created	11.37	55.01
Less: Utilized/ Reversed	-	(74.71)
As on 31st March, 2019	11.37	57.09

29 CURRENT TAX LIABILITY (NET)

(₹ in Lakhs)

	As at 31st March 2019	As at 31st March 2018
Provision for tax	1,644.17	1,641.76
Less: Advance Income Tax	1,425.25	915.80
	218.92	725.96

30 REVENUE FROM OPERATIONS

(₹ in Lakhs)

	Refer Note No.	As at 31st March 2019	As at 31st March 2018
Sale of Products (including Excise Duty)	30.1	40,412.08	32,775.71
Sale of Services		495.18	105.16
Sale of Wind power		30.03	29.19
Other Operating revenues			
- Miscellaneous Sales		208.89	177.00
- Miscellaneous Rent Income		12.00	12.33
		41,158.18	33,099.39

30.1 Disclosure pursuant to IND As 115, Revenue from contract with Customer:

(₹ in Lakhs)

Particulars	For the year ended 31st March, 2019	For the year ended 31st March, 2018
Revenue from operations (A)	40,937.29	32,910.06
Excise duty on sale (B)	1,304.12	687.48
Revenue from operations excluding excise duty on sale (A-B)	39,633.17	32,222.58

(₹ in Lakhs)

Particulars	For the year ended 31st March, 2019	For the year ended 31st March, 2018
(I) Revenue from contracts with customers disaggregated based on nature of product or services		
Revenue from Sale of products (Transferred at point in time)		
Manufacturing		
Packed Potable Alcohol	29,711.22	22,675.95
Spirit	6,814.94	6,883.82
By Product	3,598.59	3,000.97
Others	202.77	181.00
Trading		
Packing Material	84.56	33.97
Revenue from Sale of services		
Job Work Charges	495.18	105.16
Sale of Wind power	30.03	29.19
Other operating revenues		
- Miscellaneous Sales	208.89	177.00
- Miscellaneous Rent Income	12.00	12.33
	41,158.18	33,099.39
(II) Revenue from contracts with customers disaggregated based on geography		
India	41,158.18	33,099.39
Outside India	-	-
(III) Revenue from contracts with customers disaggregated based on type of customer		
Direct Sale	29,991.53	27,251.94
Through distribution channel/ Intermediary	11,166.65	5,847.45

Information about major customers:

Revenue from operation includes ₹4351.58 Lakhs (PY 2018 ₹4757.59 Lakhs) being spirit sales to one customer.

The amounts receivable from customers become due after expiry of credit period which on an average between 30-90 days. There is no significant financing component in any transaction with the customers. The Company does not have any remaining performance obligation as contracts entered for sale of goods are for a shorter duration. All contracts entered by the company are Fixed-price contracts.

31 OTHER INCOME

(₹ in Lakhs)

	For the year ended 31st March, 2019	For the year ended 31st March, 2018
Interest Income from Financial Asset measured at amortised cost		
on Fixed deposits	36.38	13.06
on Loans	116.18	100.10
Other Non Operating Income		
Sundry Balances Written Back	230.50	76.74
Guarantee Commission Received	7.80	10.80
Claim Receipts	13.64	92.76
Miscellaneous Receipts	16.06	13.99
	420.56	307.45

32 COST OF MATERIALS CONSUMED

(₹ in Lakhs)

	For the year ended 31st March, 2019	For the year ended 31st March, 2018
Raw Materials	13,671.20	10,534.66
Packing Materials	7,987.94	5,893.19
	21,659.14	16,427.85

33 PURCHASE OF STOCK - IN -TRADE

(₹ in Lakhs)

	For the year ended 31st March, 2019	For the year ended 31st March, 2018
Purchases of Stock -in- Trade	78.13	72.36
	78.13	72.36

34 CHANGES IN INVENTORIES OF FINISHED GOODS & WORK-IN-PROGRESS

(₹ in Lakhs)

	For the year ended 31st March, 2019	For the year ended 31st March, 2018
Inventories at the beginning of the year		
Finished Goods	1,883.63	1,626.13
Work in progress	350.10	299.50
	2,233.73	1,925.63
Inventories at the end of the year		
Finished Goods	2,823.19	1,883.63
Work in progress	603.79	350.10
	3,426.98	2,233.73
	(1,193.25)	(308.10)

35 EMPLOYEE BENEFITS EXPENSE

(₹ in Lakhs)

	Refer Note No.	As at 31st March 2019	As at 31st March 2018
Salaries, Wages & Bonus		1,853.67	2,134.14
Gratuity	45.2.5	26.90	22.38
Contribution to Provident & Other funds		69.08	61.17
Staff Welfare expenses		13.64	23.78
		1,963.29	2,241.47

36 FINANCE COST

(₹ in Lakhs)

	Refer Note No.	As at 31st March 2019	As at 31st March 2018
Interest Expenses	36.1	168.20	278.03
Other Borrowing Costs		54.98	106.37
		223.18	384.40

36.1 Borrowing cost capitalised during the year is ₹"Nil" (PY 2018 ₹"Nil")

37 DEPRECIATION AND AMORTISATION EXPENSES

(₹ in Lakhs)

	For the year ended 31st March, 2019	For the year ended 31st March, 2018
On Tangible Assets	1,208.22	1,068.50
On Intangible Assets	21.19	63.22
	1,229.41	1,131.71

38 OTHER EXPENSES

(₹ in Lakhs)

	For the year ended 31st March, 2019	For the year ended 31st March, 2018
Manufacturing, Administrative & Selling Expenses		
Consumption of Stores and Spares	563.70	437.12
Insurance	39.83	54.16
Brand Franchise fees	567.08	619.92
Bottling Fees	1,756.31	1,131.83
Bottling Expenses	966.54	564.91
Other Manufacturing Expenses	446.16	342.22
Rent	107.73	88.12
Rates & Taxes	964.71	669.34
Repairs & Maintenance:		
Building	10.10	10.39
Plant & Machinery	182.63	99.13
Others	7.66	21.64
Warehouse Handling Charges	257.71	302.64
Freight, Forwarding & Transportation	792.08	579.95
Corporate Social Responsibility Expenditure (Refer Note No. 46)	5.40	12.05
Impairment allowance for Doubtful Receivable/Advances	130.60	121.01
Loss on Sales/Discard of Property, Plant & Equipment	3.82	72.15
Bad debts	0.90	-
[net of write back of allowance of ₹14.82 Lakhs (FY 2017-18 ₹Nil)]		

(₹ in Lakhs)

	For the year ended 31st March, 2019	For the year ended 31st March, 2018
Payment to the Auditors:		
Audit Fees	10.00	8.75
Certification / Other services	8.90	12.50
Reimbursement of expenses	0.65	0.33
Other Expenses	1,073.29	845.50
	7,895.80	**5,993.66**

39 TAX EXPENSE

(₹ in Lakhs)

	For the year ended 31st March, 2019	For the year ended 31st March, 2018
Current Tax	1,600.72	1,553.87
Deferred Tax	86.40	(185.79)
Taxes for earlier years	18.15	55.40
	1,705.27	**1,423.48**

39.1 Reconciliation of estimated Income Tax expense at Indian statutory Income tax rate to income tax expense reported in statement of Profit & Loss

(₹ in Lakhs)

	31st March 2019	31st March 2018
Profit before income tax expense	4,731.66	3,942.40
Indian Statutory Income Tax rate*	34.94%	34.61%
Estimated Income Tax Expense	1,653.43	1,364.39
Tax effect of adjustments to reconcile expected Income tax expense to reported Income tax expense		
Effect of Deferred Tax created at different rate	-	(1.79)
Expenses not Deductible	15.70	36.90
Effect of Income Tax for Earlier Years	18.15	55.40
Others	17.99	(31.43)
	51.84	**59.08**
Income tax expense in Statement of Profit & Loss	**1,705.27**	**1,423.47**

* Applicable Indian Statutory Income Tax rate for Financial Year 2019 & 2018 is 34.944% & 34.608% respectively.

40 Earning per Share

(₹ in Lakhs)

	For the year ended 31st March, 2019	For the year ended 31st March, 2018
Nominal Value of Equity Share (₹)	10.00	10.00
Profit attributed to the Equity shareholders of the Company	3,026.39	2,518.92
Weighted average number of equity share	1,80,79,200	1,80,79,200
Basis and diluted earning per share (₹)	**16.74**	**13.93**

There are no dilutive equity shares in the Company.

41 Contingent Liabilities & Commitment to the extent not provided for:

41.1 Contingent Liabilities (₹ in Lakhs)

Sl. No.	Particulars	As at 31st March 2019	As at 31st March 2018
A	Claims/Disputes/Demands not acknowledged as debts -		
i.	Entry Tax demand under dispute	84.40	84.40
ii.	State Excise Duty demand under dispute	-	313.30
iii.	Income Tax demand	2.68	2.68
iv.	Central Sales Tax demand under dispute	10.46	10.46
v.	M.P. VAT demand under dispute	928.41	890.76
B	Guarantee -		
i.	Guarantee given to the Banks amounting to ₹5200.00 Lakhs (PY 2018 ₹5200.00 Lakhs) against credit facilities extended to a company. The amount of outstanding credit facility lying in the books of beneficiary:	2,725.00	2,969.00
ii.	Bank Guarantees outstanding at the Year end	565.99	426.99

41.1(a) In the previous year, the Income Tax department had carried out a search u/s 132 of the Income Tax Act, 1961 at the premises of the Company. During the year pursuant to notices received from the Income Tax department under section 153A of the Income Tax Act 1961, the company had resubmitted the Income Tax returns for the assessment years 2012-13 to 2017-18. The management does not foresee any implication/material impact in this regard on the financial statements of the company.

41.2 In absence of any clarity in respect of levy of Goods & Service Tax on sale of Rectified spirit (RS) & Extra Neutral Alcohol (ENA), the Company continues to collect Value Added Tax (VAT) and Central Sales Tax (CST) for intra-state & interstate respectively on sales of these products w.e.f 1st July 2017. Pending clarification, VAT collected during the year (from 1st July 2017 to 31st March 2019) on sales of RS & ENA amounting to ₹488.83 Lakhs has been withheld by the company and would be deposited upon receipt of necessary clarification. Differential liability, if any, is not presently ascertainable at this point and will be accounted for upon getting necessary clarification.

41.3 In respect of above, future cash flows are determinable only on receipt of judgements pending at various forums/ authorities which in the opinion of the Company is not tenable and there is no possibility of any future cash outflow in case of above.

41.4 Commitments (₹ in Lakhs)

Sl. No.	Particulars	As at 31st March 2019	As at 31st March 2018
i.	Estimated amount of contracts remaining to be executed on Capital Account (net of advances)	1120.21	755.73

42 Assets pledged as security

The carrying amounts of assets pledged as security for borrowings are: (₹ in Lakhs)

	For the year ended 31st March, 2019	For the year ended 31st March, 2018
Current		
Financial assets		
First charge/ Second charge		
Trade Receivables	3070.73	1,889.22

(₹ in Lakhs)

	For the year ended 31st March, 2019	For the year ended 31st March, 2018
Cash and cash equivalents	174.93	238.26
Bank balances other than cash and cash equivalents	366.26	183.78
Other Financial Asset	1829.61	2,124.77
Non-financial assets		
First charge/ Second charge		
Inventories	5592.45	3807.37
Other Current Assets (excluding taxes paid in advance & pre-paid expenses)	222.17	206.34
Total current assets pledged as security	**11,256.15**	**8,449.74**
Non-current		
First charge/ Second charge		
Leasehold land	0.79	0.80
Freehold land	1.27	1.27
Buildings	1,513.57	1,161.59
Plant & Machinery	8,240.62	5,935.49
Furniture, fittings and equipment	702.16	158.61
Vehicle	511.77	281.45
Capital Work-In-Progress	192.74	2,270.59
Intangible assets (Computer software)	11.46	30.18
Other Non Current Assets (excluding taxes paid in advance & pre-paid expenses)	282.57	304.04
Financial Asset		
Other Financial Asset	139.06	174.29
Total non-currents assets pledged as security	**11,596.01**	**10,318.31**
Total assets pledged as security	**22,852.16**	**18,768.05**

43 Disclosure of Trade payables as required under section 22 of Micro, Small and Medium Enterprises Development (MSMED) Act, 2006, based on the confirmation and information received by the company from the suppliers regarding the status under the Act.

(₹ in Lakhs)

Sl. No.	Particulars	As at 31st March 2019	As at 31st March 2018
i	Principal & Interest amount remaining unpaid but not due as at year end	197.61	24.34
ii	Interest paid by the Company in terms of Section 16 of Micro, Small and Medium Enterprises Development Act, 2006, along with the amount of the payment made to the supplier beyond the appointed day during the year	-	-
iii	Interest due and payable for the period of delay in making payment (which have been paid but beyond the appointed day during the year) but without adding the interest specified under Micro, Small and Medium Enterprises Development Act, 2006	-	-
iv	Interest accrued and remaining unpaid as at year end	1.90	-
v	Further interest remaining due and payable even in the succeeding years, until such date when the interest dues as above are actually paid to the small enterprise	-	-

Dues to Micro and Smalll Enterprises have been determined to the extent such parties have been identified on the basis of information collected by the management. This has been relied upon by the auditors.

44 Leases

44.1 Operating Lease as lessee

The Company has Operating leases for certain Land & Premises which include both cancellable and non-cancellable leases, ranging between 11 months to 30 years generally and are usually renewable by mutual consent at agreeable terms. With respect to non-cancellable operating lease, the future minimum lease payment at the balance sheet date is as under.

44.1.1 Future Minimum Lease Payments

At 31st March, the future minimum lease payments to be made under non-cancellable operating leases are as follows:

(₹ in Lakhs)

Particulars	As at 31st March 2019	As at 31st March 2018
Payable within one year	59.94	40.66
Payable later than one year but not later than five years	128.17	135.73
Payable later than five years	100.67	11.33

44.1.2 Amounts recognized in Profit or Loss

(₹ in Lakhs)

Particulars	For the year ended 31st March, 2019	For the year ended 31st March, 2018
Minimum lease payments	54.31	32.39
Total rental expense relating to operating leases	54.31	32.39

45 Disclosure pursuant to Indian Accounting Standard - 19 'Employee Benefits' as notified u/s 133 of the Companies Act, 2013 read with Rule 7 of Companies (Accounts) Rules, 2014.

45.1 Defined Contribution Plan:

45.1.1 Provident Fund & Employee's State Insurance Contribution

Provident Fund as per the provisions of the Employees Provident Funds and Miscellaneous Provisions Act, 1952.

Employee State Insurance contribution as per the provisions of the Employees State Insurance Act, 1948.

45.1.2 The amount recognized as an expense for the Defined Contribution Plans are as under:

(₹ in Lakhs)

Sl. No.	Particulars	For the year ended 31st March, 2019	For the year ended 31st March, 2018
a	Provident Fund	42.77	43.28
b	Employee State Insurance contribution	20.87	12.19

45.1.2.1 The Hon'ble Supreme Court of India ("SC") by their order dated February 28, 2019, in the case of Surya Roshani Limited v/s EPFO, set out the principles based on which allowances paid to the employees should be identified for inclusion in basic wages for the purposes of computation of Provident Fund contribution". Subsequently, a review petition against this decision has been filed and is pending before the SC for disposal. The Company is awaiting the outcome of the review petition, and also directions from EPFO, if any, to assess any potential impact on the Company and consequently no adjustments have been made in the books of account.

45.2 Defined Benefit Plan:

The following are the types of defined benefit plans

45.2.1 Gratuity Plan

Every employee who has completed five years or more of service is entitled to Gratuity as per the provisions of the Payment of Gratuity Act, 1972. The present value of defined obligation and related current cost are measured using the Projected Unit Credit Method with actuarial valuation being carried out at Balance Sheet date.

45.2.2 Risk Exposure

Through its defined benefit plans, the company is exposed to a number of risks, the most significant of which are detailed below:

INTEREST RATE RISK	The defined benefit obligation calculated uses a discount rate based on government bonds. If bond yields fall, the defined benefit obligation will tend to increase.
SALARY INFLATION RISK	Higher than expected increases in salary will increase the defined benefit obligation
DEMOGRAPHIC RISK	This is the risk of variability of results due to unsystematic nature of decrements that include mortality, withdrawal, disability and retirement. The effect of these decrements on the defined benefit obligation is not straight forward and depends upon the combination of salary increase, discount rate and vesting criteria. It is important not to overstate withdrawals because in the financial analysis the retirement benefit of a short career employee typically costs less per year as compared to a long service employee.

45.2.3 Reconciliation of the net defined benefit (asset)/ liability

The following table shows a reconciliation from the opening balances to the closing balances for the net defined benefit (asset)/ liability and its components:

(₹ in Lakhs)

Particulars	Gratuity	
	2018-19	2017-18
Balance at the beginning of the year	156.60	204.05
Current Service Cost	29.29	19.09
Interest Cost on Defined Benefit Obligation	11.86	14.88
Actuarial Gain and Losses arising from		
Changes in demographic assumptions	-	-
Changes in financial assumptions	3.20	(6.67)
Experience Adjustment	10.18	(65.29)
Benefits Paid from the Plan Assets	(8.40)	(9.46)
Balance at the end of the year	202.73	156.60

45.2.4 Reconciliation of the Plan Assets

The following table shows a reconciliation from the opening balances to the closing balances for the Plan Assets and its components:

(₹ in Lakhs)

Particulars	Gratuity	
	2018-19	2017-18
Balance at the beginning of the year	186.65	158.93
Interest Income on Plan Assets	14.25	11.59
Remeasurements of Defined Benefit Obligation:		
Return on plan assets greater/ (lesser) than discount rate	(2.65)	0.76
Employer Contributions to the Plan	1.51	24.82
Benefits Paid from the Plan Assets	(8.40)	(9.46)
Balance at the end of the year	191.36	186.65

45.2.5 Amount recognized in Balance sheet (₹ in Lakhs)

Particulars	Gratuity	
	2018-19	2017-18
Present value of Benefit Obligation at the end of the year	(202.73)	(156.60)
Fair value of Plan Assets at the end of the year	191.36	186.65
Funded Status (Surplus/(Deficit))	(11.37)	30.05
Net (Liability)/Asset recognized in the Balance sheet	(11.37)	30.05

Expenses recognized in Profit or Loss (₹ in Lakhs)

Particulars	Gratuity	
	2018-19	2017-18
Current Service Cost	29.29	19.09
Interest Cost	11.86	14.88
Interest Income on Plan Assets	(14.25)	(11.59)
Expenses recognized	26.90	22.38

45.2.6 Remeasurements recognized in Other Comprehensive Income (₹ in Lakhs)

Particulars	Gratuity	
	2018-19	2017-18
Actuarial (gain)/ Loss on defined benefit obligation	13.38	(71.96)
Return on plan assets greater/ (lesser) than discount rate	2.65	(0.76)
Net(income)/ Expense for the period recognized in OCI	16.03	(72.72)

45.2.7 Major Categories of Plan Assets

Particulars	Gratuity	
	2018-19	2017-18
Qualified Insurance Policy	100%	100%

The Gratuity Scheme is invested in a New Group Gratuity Cash Accumulation Plan Policy offered by Life Insurance Corporation (LIC). The information on the allocation of the fund into major asset classes and expected return on each major class are not readily available. The expected rate of return on plan assets is based on market expectations, at the beginning of the period, for returns over the entire life of the related obligation.

45.2.8 Asset-Liability Matching Strategy

The Company's investment are being managed by Life Insurance Company and at the year end interest is being credited to the fund value. The company has not changed the process used to manage its risk from previous periods . The Company's investment are fully secured and would be sufficient to cover its obligations.

45.2.9 Actuarial Assumptions

Particulars	Gratuity	
	2018-19	2017-18
Financial Assumptions		
Discount Rate	7.60%	7.78%
Salary Escalation Rate	7.00%	7.00%
Demographic Assumptions		
Mortality Rate	Indian assured lives Mortality (2006-08)	Indian assured lives Mortality (2006-08)
Attrition rate	2%	2%

45.2.10 The estimates of future salary increases, considered in actuarial valuation, take account of inflation, seniority, promotion and other relevant factors, such as supply and demand in the employment market.

45.2.11 At 31st March 2019, the weighted average duration of the defined benefit obligation was 9 years (previous year 10 years). The distribution of the timing of benefits payment i.e., the maturity analysis of the benefit payments is as follows:

(₹ in Lakhs)

Expected benefits payment for the year ending on	Gratuity
31st March 2020	5.63
31st March 2021	16.06
31st March 2022	14.28
31st March 2023	20.07
31st March 2024	25.56
31st March 2025 to 31st March 2029	196.43

45.2.12 The Company expects to contribute ₹48.22 Lakhs to its gratuity fund in 2019-20

45.2.13 Sensitivity Analysis

The sensitivity analysis below have been determined based on a method that extrapolates the impact on defined benefit obligation as a result of reasonable changes in key assumptions occurring at the end of the reporting period. Reasonably possible changes at the reporting date to one of the relevant actuarial assumptions, holding other assumptions constant, would have affected the defined benefit obligation by the amounts shown below:

(₹ in Lakhs)

Particulars	Gratuity	
	2018-19	2017-18
Effect on DBO due to 1% increase in Discount Rate	(16.75)	(12.19)
Effect on DBO due to 1% decrease in Discount Rate	19.42	14.17
Effect on DBO due to 1% increase in Salary Escalation Rate	16.86	13.90
Effect on DBO due to 1% decrease in Salary Escalation Rate	(15.71)	(12.38)

Although the analysis does not take account of the full distribution of cash flows expected under the plan, it does provide an approximation of the sensitivity of the assumptions shown.

46 In accordance with the Guidance Note on Accounting for Expenditure on Corporate Social Responsibility Activities, the requisite disclosure as follows:

(₹ in Lakhs)

46.1 Particulars	2018-19	2017-18
Gross Amount required to be spent by the Company during the year	62.18	47.03

(₹ in Lakhs)

46.2 Particulars	2018-19		2017-18	
	In Cash	Yet to be paid in cash	In Cash	Yet to be paid in cash
Amount spent during the year on:				
Construction/ Acquisition of any asset	-	-	-	-
On purpose other above	5.40	-	12.05	-
Unspent Amount	56.78	-	34.98	-

47 Related Party Disclosures

47.1 Name of the related parties and description of relationship

A) Key Management Personnels (KMP)

- Mr. Tushar Bhandari, Whole Time Director
- Mr. Manish Kumar Tibrewal, Director
- Mr. Nitin Tibrewal, Director
- Ms. Abhijeet Nagee, Director
- Mr. Sanjay Kumar Tibrewal, CFO
- Mr. Sumit Jaitely - Company Secretary
- Mr. Anand Kumar Kedia (KMP as per the definition of IND AS)
- Mr. Prasann Kumar Kedia (KMP as per the definition of IND AS)

Relatives:

- Mr H.K. Bhandari (Father of Mr Tushar Bhandari)
- Mrs Udita Bhandari (Mother of Mr Tushar Bhandari)
- Mrs. Ram Dulari Kedia (Mother of Mr Anand Kumar Kedia & Mr Prasann Kumar Kedia)
- Mrs. Sangita Kedia (Spouse of Mr Anand Kumar Kedia)
- Mrs. Shweta Kedia (Spouse of Mr Prasann Kumar Kedia)
- Mr. Anshuman Kedia (Son of Mr Anand Kumar Kedia)
- Mrs. Ravisha Sanghi (Daughter of Mr Anand Kumar Kedia)
- Mr. Vedant Kedia (Son of Mr Prasann Kumar Kedia)

47.2 Summary of transactions with the related parties (₹ in Lakhs)

Particulars	2018-19		2017-18	
	Key Management Personnels	Relatives of KMP's	Key Management Personnels	Relatives of KMP's
Remuneration	473.81	135.00	946.82	182.59
Rent Expenses	30.60	18.60	12.00	17.99
Advances Given (Net)	-	0.32	320.87	0.77
Sitting fees	0.21	-	0.22	-

47.3 Summary of Outstanding balances with the related parties (₹ in Lakhs)

Particulars	As at 31st March 2019		As at 31st March 2018	
	Key Management Personnels	Relatives of KMP's	Key Management Personnels	Relatives of KMP's
Remuneration payable	-	-	5.45	4.68
Balances Receivable	5.32	1.09	326.87	-

47.4 Key Management Personnel compensation (₹ in Lakhs)

Particulars	For the year ended 31st March, 2019	For the year ended 31st March, 2018
Short-term employee benefits	473.81	946.82
Post-employment benefits *	-	-
Long term benefits *	-	-
Total compensation	**473.81**	**946.82**

* Post-employment benefits and other long-term benefits is being disclosed based on actual payment made on retirement/resignation of services, but does not includes provision made on actuarial basis as the same is available for all the employees together.

47.5 Major terms and conditions of transactions with related parties

Transactions with related parties are carried out in the normal course of business.

48 Segment Reporting

Operating segments are defined as components of an enterprise for which discrete financial information is available that is evaluated regularly by the Chief Operating Decision Maker, in deciding how to allocate resources and assessing performance. Operating segments are reported in a manner consistent with the internal reporting provided to the chief operating decision maker. Based on the management approach as defined in Ind AS 108, the Chief Operating Decision Maker evaluates the Company's performance based on only one segment i.e. manufacturing and trading of Potable Alcohol.

49 Fair Value Measurement

Categories of Financial Assets & Financial Liabilities as at 31st March 2019 and 31st March 2018 (₹ in Lakhs)

Particulars	31st March 2019			31st March 2018		
	FVTPL	FVOCI	Amortized Cost	FVTPL	FVOCI	Amortized Cost
Financial Assets						
Investment						
- Equity Instruments	-	308.42	-	-	267.56	-
Trade Receivables	-	-	3,070.73	-	-	1,889.22
Cash and Cash Equivalents	-	-	174.93	-	-	238.26
Bank Balance other than above	-	-	366.26	-	-	183.78
Loans to Employees	-	-	33.91	-	-	361.57
Loans to Body corporates	-	-	1,352.36	-	-	1,511.54
Security Deposits	-	-	346.88	-	-	313.31
Other Financial Assets	-	-	235.52	-	-	112.64
Total Financial Assets	**-**	**308.42**	**5,580.59**	**-**	**267.56**	**4,610.32**
Financial Liabilities						
Borrowings	-	-	2,842.79	-	-	2,144.48
Trade Payables	-	-	3,057.49	-	-	1,957.51
Other Financial Liabilities	-	-	898.02	-	-	1,515.52
Total Financial Liabilities	**-**	**-**	**6,798.30**	**-**	**-**	**5,617.51**

50 Fair Values of Financial Assets and Financial Liabilities measured at Amortised Cost

50.1 The following is the comparison by class of the carrying amounts and fair value of the Company's financial instruments that are measured at amortized cost:

(₹ in Lakhs)

Particulars	31st March 2019		31st March 2018	
	Carrying Amount	Fair Value	Carrying Amount	Fair Value
Financial Assets				
Trade Receivables	3,070.73	3,070.73	1,889.22	1,889.22
Cash and Cash Equivalents	174.93	174.93	238.26	238.26
Bank Balance other than above	366.26	366.26	183.78	183.78
Loans to Employees	33.91	33.91	361.57	361.57
Loans to Body corporate	1,352.36	1,352.36	1,511.54	1,511.54
Security Deposits	346.88	346.88	313.31	313.31
Other Financial Assets	235.52	235.52	112.64	112.64
Total Financial Assets	**5,580.59**	**5,580.59**	**4,610.32**	**4,610.32**

(₹ in Lakhs)

Particulars	31st March 2019		31st March 2018	
	Carrying Amount	Fair Value	Carrying Amount	Fair Value
Financial Liabilities				
Borrowings	2,842.79	2,842.79	2,144.48	2,144.48
Trade Payables	3,057.49	3,057.49	1,957.51	1,957.51
Other Financial Liabilities	898.02	898.02	1,515.52	1,515.52
Total Financial Liabilities	**6,798.30**	**6,798.30**	**5,617.51**	**5,617.51**

50.2 The management assessed that the fair values of cash and cash equivalents, trade receivables, trade payables, current borrowings, current loans and other financial assets & liabilities approximates their carrying amounts largely due to the short-term maturities of these instruments.

50.3 The management considers that the carrying amounts of Financial assets and Financial liabilities recognised at nominal cost/amortised cost in the Financial statements approximate their fair values.

50.4 Non current borrowings has been contracted at floating rates of interest, which are reset at short intervals. Fair value of floating interest rate borrowings approximates their carrying value subject to adjustments made for transaction cost.

51 Fair Value Hierarchy

The following are the judgements and estimates made in determining the fair values of the financial instruments that are (a) recognized and measured at fair value and (b) measured at amortized cost and for which fair value are disclosed in the financial statements. To provide an indication about the reliability of the inputs used in determining fair value, the company has classified its financial instruments into the three levels of fair value measurement as prescribed under the Ind AS 113 "Fair Value Measurement". An explanation of each level follows underneath the tables.

51.1 Assets and Liabilities measured at Fair Value - recurring fair value measurements

As at 31st March 2019 and 31st March 2018

(₹ in Lakhs)

Particulars	31st March 2019			31st March 2018		
	Level 1	Level 2	Level 3	Level 1	Level 2	Level 3
Financial Assets						
Investment						
- Equity Instruments	-	-	308.42	-	-	267.56
Total Financial Asset	**-**	**-**	**308.42**	**-**	**-**	**267.56**
Financial Liability						
Financial Guarantee	-	-	-	-	-	-
Total Financial Liability	**-**	**-**	**-**	**-**	**-**	**-**

51.2 Description of significant unobservable inputs to Valuation

(₹ in Lakhs)

Particulars	As at 31st March 2019	As at 31st March 2018
Fair Value of Equity Instrument	308.42	267.56
Significant unobservable input - Cost of Equity	13.69%	16.90%
Sensitivity Factor (+/-)	1%	1%
Sensitivity of input on Fair Value of Equity Instrument		
Increase	(39.35)	(21.85)
Decrease	48.45	25.40

51.2.1 During the year ended March 31, 2019 and March 31, 2018, there were no transfers between Level 1 and Level 2 fair value measurements, and no transfer into and out of Level 3 fair value measurements.

51.3 Explanation to the Fair Value hierarchy

The Company measures Financial instruments, such as, unquoted investments and financial guarantee at fair value at each reporting date. Fair value is the price that would be received to sell an asset or paid to transfer a liability in an orderly transaction between market participants at the measurement date. All assets and liabilities for which fair value is measured or disclosed in the financial statements are categorised within the fair value hierarchy based on the lowest level input that is significant to the fair value measurement as a whole. The valuation of unquoted shares and financial guarantee have been made based on level 3 inputs as per the hierarchy mentioned in the Accounting Policies. The valuation of unquoted equity instrument and financial guarantee have been valued based on the valuation technique applicable.

52 Financial Risk Management

Financial management of the Company has been receiving attention of the top management of the Company. The management considers finance as the lifeline of the business and therefore, financial management is carried out meticulously on the basis of detailed management information systems and reports at periodical intervals extending from daily reports to long-term plans. Importance is laid on liquidity and working capital management with a view to reduce over-dependence on borrowings and reduction in interest cost. Various kinds of financial risks and their mitigation plans are as follows:

52.1 Credit Risk

The credit risk is the risk of financial loss arising from counter party failing to discharge an obligation. The credit risk is controlled by analysing credit limits and credit duration for customers on continuous basis. Further, in order to manage the credit risk, the security deposits are obtained from customers where ever considered necessary.

On account of adoption of Ind AS 109, the Company uses an expected credit loss model to assess the impairment loss. The Company uses a provision matrix to compute the expected credit loss allowance for trade receivables.

a. Trade receivables

As on 31st March, 2019 (₹ in Lakhs)

Ageing schedule	0-365 days	366-720 days	Above 720 days
Gross carrying amount	3032.78	50.60	224.82
Expected loss rate	-	25%	100%
Expected credit losses (Loss allowance provision)	-	12.65	224.82
Carrying amount of trade receivables (net of impairment)	3032.78	37.95	0.00

As on 31st March, 2018 (₹ in Lakhs)

Ageing schedule	0-365 days	366-720 days	Above 720 days
Gross carrying amount	1800.15	214.99	22.14
Expected loss rate	0.58%	53.69%	100.00%
Expected credit losses (Loss allowance provision)	10.50	115.42	22.14
Carrying amount of trade receivables (net of impairment)	1789.65	99.57	-

(₹ in Lakhs)

Reconciliation of loss allowance provision	Amount
Loss allowance on 1 April, 2018	148.06
Changes in loss allowance	104.24
Bad Debts adjutsed	(14.83)
Loss allowance on 31 March, 2019	237.47

52.2 Liquidity Risk

The Company determines its liquidity requirement in the short, medium and long term. This is done by drawing up cash forecast for short term and long term needs.

The Company manage its liquidity risk in a manner so as to meet its normal financial obligations without any significant delay or stress. Such risk is managed through ensuring operational cash flow while at the same time maintaining adequate cash and cash equivalent position. The management has arranged for funding from banks and inter corporate and adopted a policy of managing assets with liquidity monitoring future cash flow and liquidity on a regular basis. Surplus funds not immediately required are invested in certain fixed deposits which provides flexibility to liquidate.

52.2.1 Maturity Analysis for financial liabilities

a The following are the remaining contractual maturities of financial liabilities as at 31st March 2019 (₹ in Lakhs)

Particulars	On Demand	Less than 6 months	6 months to 1 year	More 1 years	Total
Borrowings					
Term loan from banks	-	464.89	149.88	753.06	1,367.83
Current Borrowings	1,474.06	-	-	-	1,474.06
Trade payables on demand	-	3,057.49	-	-	3,057.49
Other financial liabilities on demand	-	898.02	-	-	898.02
Total	**1,474.06**	**4,420.40**	**149.88**	**753.06**	**6,797.40**

b The following are the remaining contractual maturities of financial liabilities as at 31st March 2018 (₹ in Lakhs)

Particulars	On Demand	Less than 6 months	6 months to 1 year	More 1 years	Total
Borrowings					
Term loan from banks*	-	349.31	345.40	326.03	1020.74
Current Borrowings	1,123.74	-	-	-	1123.74
Trade payables on demand	-	1,957.51	-	-	1,957.51
Other financial liabilities on demand	-	1515.52	-	-	1,515.52
Total	**1123.74**	**3822.34**	**345.40**	**326.03**	**5617.51**

* represents actual unamortised contractual cash outflows.

c The amounts are gross and undiscounted, and include contractual interest payments and exclude the impact of netting agreements (if any). The interest payments on variable interest rate loans in the tables above reflect market forward interest rates at the respective reporting dates and these amounts may change as market interest rates change. Except for these financial liabilities, it is not expected that cash flows included in the maturity analysis could occur significantly earlier, or at significantly different amounts. When the amount payable is not fixed, the amount disclosed has been determined with reference to conditions existing at the reporting date.

52.3 Market Risk

Market risk is the risk that the fair value or future cash flows of a financial instrument will fluctuate because of changes in market prices. Market risk comprises of Foreign Exchange Risk and Interest Rate Risk.

52.3.1 Foreign Exchange Risk

Foreign Exchange Risk is the exposure of the Company to the potential impact of the movement in foreign exchange rate. The Company does not have any foreign currency exposure at the balance sheet date.

52.3.2 Interest Rate Risk

Interest rate risk is the risk that the fair value or future cash flows of a financial instrument will fluctuate because of changes in market rates. The company's exposure to the risk of changes in market interest rate relates primarily to company's borrowing with floating interest rates. The Company do not have any significant interest rate risk on its current borrowing due to their short tenure.

The Company is also exposed to interest rate risk on surplus funds parked in loans. To manage such risks, such loans are granted for short durations with fixed interest rate in line with the expected business requirements for such funds.

a Exposure to interest rate risk

(₹ in Lakhs)

Particulars	31st March 2019	31st March 2018
Non current Borrowing at floating rate	1,186.71	935.14
TOTAL	1,186.71	935.14

b Sensitivity Analysis

Profit or loss is sensitive to higher/ lower interest expense from borrowings as a result of changes in interest rates. This analysis assumes that all other variables, in particular exchange rates, remain constant and ignores any impact of forecast sales and purchases.

Particulars	31st March 2019			31st March 2018		
	Sensitivity Analysis	Impact on		Sensitivity Analysis	Impact on	
		Profit before tax	Other Equity		Profit before tax	Other Equity
Interest Rate Increase by	1%	-11.87	-7.72	1%	-9.35	-6.12
Interest Rate Decrease by	1%	11.87	7.72	1%	9.35	6.12

53 Capital Management

The Company objective to manage its capital is to ensure continuity of business while at the same time provide reasonable returns to its various stakeholders but keep associated costs under control. In order to achieve this, requirement of capital is reviewed periodically with reference to operating and business plans that take into account capital expenditure and strategic investments. Sourcing of capital is done through judicious combination of equity/internal accruals and borrowings, both short term and long term. Net debt (total borrowings less cash and cash equivalents) to equity ratio is used to monitor capital.

(₹ in Lakhs)

Particulars	31st March 2019	31st March 2018
Net Debt	2,667.86	1,906.22
Total Equity	14,915.81	12,076.94
Net Debt to Equity Ratio	0.18	0.16

54 Revenue recognition under agency arrangement

The arrangement with M/s Kalpatharu Breweries & Distilleries Private Limited has been considered an agency relationship based on principles of Ind AS 115 and accordingly its trial balance, relating to operations of the Company, have been consolidated on line by line basis. The summary of adjustments made are as below:

(₹ in Lakhs)

Particulars	As at 31st March 2019	As at 31st March 2018
Non-current assets		
Financial assets -Loans	0.30	0.30
Other non-current assets	-	-
Current assets		
Inventories	176.20	118.36
Trade receivables	12.97	16.77
Other current assets	0.03	3.20
Current liabilities		
Trade payables	1.00	0.63
Financial liabilities - Others	209.16	158.74

Particulars	2018-19	2017-18
Revenue from operations (gross of excise duty)	184.09	75.78
Cost of materials consumed	11.10	30.63
Increase in inventories of finished goods, work-in-progress and stock-in-trade	(56.91)	(83.04)
Other expenses	271.83	148.93

55 Details of Loans given, Investment made and Guarantee given covered u/s 186 (4) of the Companies Act, 2013

(₹ in Lakhs)

Company	Refer Note No.	Nature of facility	31st March 2019	31st March 2018
Mount Everest Breweries Limited	55.1 & 55.2	Investment	308.42	267.56
Mount Everest Breweries Limited	55.1 & 55.2	Loan	1,034.00	975.23
Millennium Urja Ltd.	55.2	Loan	-	231.84
Malwa Realities Pvt. Ltd.	55.2	Loan	160.54	176.00
Manjit Singh Bhatia	55.2	Loan	137.43	128.47
Anita Singh	55.2	Loan	20.39	-
Mount Everest Breweries Limited	55.1 & 55.2	Guarantee	5,200.00	5,200.00

55.1 The company is having an unsecured exposure towards loans receivable & corporate guarantee issued to Mount Everest Breweries Limited. Mount Everest Breweries Limited is also dealing with the similar line of business & complements the company's sales distribution channels. Based on the performance of Mount Everest Breweries Limited & considering the independent valuer's report of the corporate guarantee, the company does not foresee any adverse impact on its financial statements.

55.2 All loans and corporate guarantee are given for the borrowers normal business purpose.

Notes to the Financial Statements for the year ended 31st March, 2019

56 The Company is having a wind power plant having a capacity of 750 KW in the state of Tamilnadu. During the year the board of the directors had resolved for exploring the opportunities of disposing the facilities. The total exposure of the company in the power plant as on 31st March 2019 was ₹308.23 Lakhs (including fixed assets & trade receivable net of liabilities). In view of non finalisation of any concrete sale plan, the operations of the said assets have been considered as continuing operation as at the balance sheet date.

57 The Board of Directors at its meeting held on 28th May, 2019 recommended final dividend of ₹1 per equity share of face value of ₹10 each for the financial year ended 31st March, 2019. The same amounts to ₹217.95 Lakhs (including dividend distribution tax of ₹37.16 Lakhs). The above is subject to approval at the ensuing Annual General Meeting of the Company and hence not recognized as a liability.

58 The Company is in the process of shifting its registered office from the state of West Bengal to state of Madhya Pradesh. Necessary the formalities are being done for the transfer.

59 The figures for the previous period/year have been regrouped/reclassified/rearranged, wherever necessary, to correspond with the current period's classification/disclosure.

60 The Board of Directors have approved the financial statements for the year ended March 31, 2019 and authorised for issue on May 28, 2019.

As per our report of even date

For Singhi & Co.
Chartered Accountants
(Firm Registration No.302049E)

(Gopal Jain)
Partner
(Membership No.059147)

Indore
May 28, 2019

For and on behalf of the Board of Directors

Tushar Bhandari
Whole Time Director
DIN:03583114

Nitin Tibrewal
Director
DIN: 01892892

Sanjay Kumar Tibrewal
Chief Financial Officer

Sumit Jaitely
Company Secretary

ASSOCIATED
Dreams Determination Dexterity

PROXY FORM

[FORM NO. MGT – 11]

Pursuant to section 105(6) of the Companies Act, 2013 and rule 19(3) of the Companies (Management and Administration) Rules, 2014

Name of the Company	Associated Alcohols & Breweries Limited
CIN	L15520WB1989PLC047211
Registered office	4th Floor, BPK Star Tower, A.B. Road, Indore - 452008
Email id	cs@aabl.in

Name of the member(s)			
Registered Address:			
E-mail Id:			
Folio No./Client Id:		DP ID:	

I/we, being the member(s) of .....Shares of the above named Company, hereby appoint

1	Name			
	Address			
	E – mail Id			
	Or failing him		Signature	
2	Name			
	Address			
	E – mail Id			
	Or failing him		Signature	

as my /our proxy to attend and vote(on a poll)for me/us and on my/ our behalf at the 30th Annual General Meeting (AGM) of the Company, to be held on the 14th day of September, 2019 at 03:00 PM at "Phoenix" Brilliant Convention Centre, Plot No. 5, Scheme No. 78 Part II, Vijay Nagar, Indore - 452010. And at any adjournment thereof in respect of such resolutions as are indicated below:

Resolution No.	Description	Option	
Ordinary Business		**For**	**Against**
1	To receive, consider and adopt the Audited Financial Statements together with Directors Report as also the Auditors Report thereon for the year ended March 31, 2019.		
2	To declare dividend on Equity Shares for the financial year ending 31st March, 2019.		
3	To Reappoint of Mr. Tushar Bhandari (DIN:03583114) as Whole Time Director who is liable to retire by rotation has offered himself for reappointment.		
Special Business			
4	Re-appointment of Mr. Nitin Tibrewal (DIN:01892892) as an Independent Director of the company to hold office for 2nd term of 5 consecutive years upto 31st March, 2024.		
5	Re-appointment of Mrs. Abhijit Nagee (DIN: 07724108) as an Independent Director of the company to hold office for 2nd term of 2 consecutive years		
6	To Approve remuneration of Mr. Tushar Bhandari (DIN:03583114) Whole Time Director of the company.		

Signed this .....day of 2019

Signature of Shareholder.....

Signature of Proxy holder(s).....

Affix Revenue Stamp

Note: this form of proxy in order to be effective should be duly completed and deposited at the registered office of the Company, not less than 48 hour before the commencement of the Annual General Meeting (AGM) i.e. by 03:00 PM on 12th September, 2019.

ASSOCIATED
Dreams Determination Dexterity

ASSOCIATED ALCOHOLS & BREWERIES LIMITED

Regd. Office: "4th Floor, BPK Star Tower, AB Road, Indore - 452008"

ATTENDANCE SLIP

(To be surrendered at the time of entry)

30th ANNUAL GENERAL MEETING Saturday, 14th day of September, 2019 at 3:00 PM
Venue "Phoenix" Brilliant Convention Centre, Plot No. 5, Scheme No. 78 Part II, Vijay Nagar, Indore - 452010

I/We hereby certify that I/We/am are registered shareholder / proxy for the registered shareholder of the company and record my presence at the 30th Annual General Meeting of the Company.

Name:

Folio / DPID /CLID / User Id:

Name of the joint Holders:

Signature of Member(s) / Proxy Present:

Note: This attendance slip should be signed and handed over at the entrance of the meeting hall. The admission may, however, be subjected to further verification/checks as may be deemed necessary, under no circumstances, will any duplicate attendance slip be issued at the entrance to the meeting hall.

ASSOCIATED
Dreams Determination Dexterity

ASSOCIATED ALCOHOLS & BREWERIES LIMITED

Regd. Office: "4th Floor, BPK Star Tower, AB Road, Indore - 452008"

ECS MANDATE FORM

I hereby authorised you to make all payment in respect of my holding in your Company to my bankers for crediting to my account as detail below:

1. Shareholder Name: .....
   (In Block Letters) (First holder)
2. FolioNumber/DPID&:.....
   Client ID No. (Joint holder, if any)
3. No. of shares held :.....
4. Name of the Bank :.....
5. Branch Name & Address :.....
6. Account type : SB A/c ☐ Current A/c ☐ Other ☐ .....
7. Bank Account Number : .....
8. IFSC Code : .....
9. PAN :.....
10. E-mail ID :.....

I/We hereby declare that the particulars given above are correct and complete, if credit is not effected for the reason (s) of incomplete or incorrect information I/We would not hod the Company responsibility.

Note: Please attach cancelled cheque issued by your bank relating to your above account for verifying the accuracy of the code number.

Date: .....

.....
Signature of the first holder
(As appearing in the Company records)

Certificate of the Investor's Bank

Certified that the particulars of the bank account furnished above are correct as per our records.

.....
Signature of the first holder
(As appearing in the Company Records)

Notes

Notes

CORPORATE INFORMATION

BOARD OF DIRECTORS

Mr. Tushar Bhandari, *Whole Time Director*

Mr. Nitin Tibrewal, *Independent Director*

Mr. Manish Kumar Tibrewal, *Non Independent Director*

Mrs. Abhijit Nagee, *Independent Director*

CHIEF FINANCIAL OFFICER

Mr. Sanjay Kumar Tibrewal

COMPANY SECRETARY

Mr. Sumit Jaitely

STATUTORY AUDITORS

M/s. Singhi & Co., Chartered Accountants
161, Sarat Bose Road, Kolkata 700026

SECRETARIAL AUDITORS

K Arun & Co.
Shantiniketan, 8 Camac Street, 8th Floor,
Kolkata 700017

REGISTRAR AND SHARE TRANSFER AGENT (RTA)

Ankit Consultancy Private Limited
60, Electronic Complex, Pardeshipura
Indore 452010
Email: ankit_4321@yahoo.com
Phone No. (0731) 2551745/46

BANKERS

HDFC Bank Limited
IDBI Bank Limited

REGISTERED OFFICE

(Upto 30.06.2019)
106 A, Shyam Bazar Street,
Kolkata 700 005
Email: Investorrelations@aabl.in

CORPORATE OFFICE

(Registered Office w.e.f. 01.07.2019)
4th Floor, BPK Star Tower,
A.B. Road, Indore 452008
Phone No. (0731) 4780400/490

PLANT

DISTILLERY COMPLEX

Khodigram, Tehsil- Barwaha,
Distt. Khargone 451115
(Madhya Pradesh)

BOTTLING PLANT

Udyog Bihar, Chorhata
Rewa, Madhya Pradesh

COMPANY'S WEB SITE

www.associatedalcohols.com

CORPORATE IDENTITY NUMBER (CIN)

L15520WB1989PLC047211

ASSOCIATED

Dreams Determination Dexterity

ASSOCIATED ALCOHOLS & BREWERIES LIMITED

Registered Office:

4th Floor, BPK Star Tower, A.B. Road, Indore 452008

CIN: L15520WB1989PLC047211