AMJ LAND HOLDINGS LIMITED

[Formerly known as Pudumjee Pulp & Paper Mills Limited]

Registered Office

VJ:177

24th July, 2018

The Manager, Listing Department, **National Stock Exchange of India Ltd.,** Exchange Plaza, 5th Floor, Plot No. C/1, G Block, BandraKurla Complex, Bandra (E), Mumbai – 400 051. **Scrip Code:- AMJLAND**	The Manager, Corporate Relationship Department, **BSE Ltd.,** Phiroze Jeejeebhoy Towers, Dalal Street, MUMBAI – 400 001. **Scrip Code:- 500343**

Dear Sir/Madam,

Subject: Annual Report for the Financial Year 2017-18.

Pursuant to the Regulation 34 of the SEBI (Listing Obligation and Disclosure Requirements) Regulations, 2015 we have enclosed the Annual Report of the Company for the Financial Year 2017-18 for your information and record.

Thanking you,

Yours Faithfully,

For **AMJ Land Holdings Limited,**
(Formerly known as Pudumjee Pulp & Paper Mills Limited)

AMJ LAND HOLDINGS LTD.

R. M. Kulkarni
Company Secretary
Encl.: As Above

Registered Office:
Thergaon, Chinchwad, Pune-411033 Tel: +91-20-30613333, Fax : +91-20-3061 3388
E-Mail :sk@pudumjee.com. CIN L21012MH1964PLC013058 GSTIN:27AABCP0310Q1ZG
Corporate Office:
Jatia Chambers, 60, Dr. V.B.Gandhi Marg, Kalaghoda. Mumbai-400001 India.
Tel: +91-22-30213333, 22674485, 66339300, Fax: +91-22-22658316.
E-Mail: pudumjee@pudumjee.com Web Site: www.amjland.com

AMJ LAND HOLDINGS LIMITED

(Formerly known as Pudumjee Pulp & Paper Mills Limited)

Annual Report 2017 - 2018

AMJ LAND HOLDINGS LIMITED

(FORMERLY KNOWN AS PUDUMJEE PULP & PAPER MILLS LIMITED)

DIRECTORS :

A. K. JATIA (Executive Chairman)
V. P. LEEKHA
S. K. BANSAL
B. C. DALAL
V. K. BESWAL
GAUTAM KHAITAN
NANDAN DAMANI
MS. PREETI MEHTA
DR. ASHOK KUMAR

BANKERS :

STATE BANK OF INDIA
IDBI BANK LIMITED
KOTAK MAHINDRA BANK LIMITED

SOLICITORS :

KANGA & COMPANY

AUDITORS :

J. M. AGRAWAL & CO.

REGISTERED OFFICE :

THERGAON, PUNE 411 033.

REGISTRAR & TRANSFER AGENTS :

KARVY COMPUTERSHARE PVT. LTD.,
UNIT : AMJ LAND HOLDINGS LIMITED
(FORMERLY KNOWN AS PUDUMJEE PULP & PAPER MILLS LIMITED)
KARVY SELENIUM TOWER B, PLOT NO. 31 & 32,
GACHIBOWLI, FINANCIAL DISTRICT,NANAKRAMGUDA,
SERILINGAMPALLY, **HYDERABAD – 500 032.**

DEMAT STOCK CODE :

INE606A01024

EQUITY SHARES ARE LISTED AT :

BSE LTD. AND NATIONAL STOCK EXCHANGE OF INDIA LTD.

NOTICE

The **Fifty Third** Annual General Meeting of the Shareholders of **AMJ Land Holdings Limited (formerly known as Pudumjee Pulp & Paper Mills Limited)** will be held at the Registered Office of the Company at Thergaon, Pune 411 033 on Saturday, the 21st day of July, 2018 at 11.30 a.m. (ST) to transact the following business:

ORDINARY BUSINESS:

1) To receive, consider and adopt the Audited Standalone and Consolidated Financial Statements of the Company for the Financial Year ended 31st March, 2018 comprising the Audited Balance Sheet as at 31st March, 2018 and the Statement of Profit and Loss and Cash Flow Statement for the year ended on that date and the Reports of the Board of Directors and Auditors thereon.

2) To appoint a Director in place of Dr. Ashok Kumar (DIN: 07111155), who retires by rotation and being eligible, offers himself for re-appointment.

3) To declare a dividend on equity shares of the Company for the year 2017-2018.

4) To consider and, if thought fit, to pass, with or without modification(s), the following Resolution as an Ordinary Resolution:

   "RESOLVED THAT pursuant to the provisions of Section 139 and other applicable provisions, if any, of the Companies Act, 2013 read with the Companies (Audit and Auditors) Rules, 2014 the appointment of M/s. J. M. Agrawal & Co., Chartered Accountants (Firm Registration No.100130W), the Auditors of the Company made vide Shareholders' Resolution passed in 52nd Annual General Meeting held on 22nd July, 2017, from the conclusion of this meeting till the conclusion of next Annual General Meeting of the Company be and is hereby ratified on such remuneration as may be fixed by the Board of Directors of the Company on the recommendation of the Audit Committee".

SPECIAL BUSINESS:

5) To consider and, if thought fit, to pass, with or without modification(s), the following Resolution as an Ordinary Resolution:

   "RESOLVED THAT pursuant to the applicable provisions of the Companies Act, 2013 and the provisions of Regulation 23 of the SEBI (Listing Obligations and Disclosure Requirements) Regulations, 2015, the consent of the Shareholders of the Company be and is hereby accorded to the Board of Directors of the Company (hereinafter referred to as "the Board" which term shall be deemed to include any Committee of the Board constituted to exercise its powers, including the powers conferred by this resolution) to the undernoted subsisting contracts/arrangements already entered into or to be entered into and further authorized to deal in related party transaction(s) as under:

Name of the Related Party	Nature of Transaction(s)	Aggregate Amount (₹)	Duration of Agreement/ Contract
Pudumjee Paper Products Limited	Supply of Wind Power Electricity at Maharashtra State Electricity Distribution Company Limited tariff as reduced by 10%.	Aggregate Consideration not exceeding ₹ 800 Lakhs per Financial Year for supply of Wind Power	3 years commencing from 01st February, 2019.
	Sale of Renewable Energy Certificate (REC).	Aggregate Consideration not exceeding ₹ 80 Lakhs per Financial Year for Sale of	Continuous Arrangement

		REC.	
	Arrangement/Contract/Agreement for Accepting/Providing Inter Corporate Deposits	Amount remaining outstanding during any financial year shall not exceeding ₹ 6,000 Lakhs Rate of Interest: Upto 11.25% p.a. but not less than 10.00% p.a.	Repayable On Demand Continuous Arrangement
	Arrangement/Contract/Agreement for Purchase of tissue papers, Napkins, Towels, etc. at Market based rates	About ₹ 10 lakhs for each financial year.	Continuous arrangement.
	To avail the Common Services (such as telephone, electricity, Computer etc.)	About ₹ 15 lakhs for each financial year on cost basis.	Continuous arrangement.
3P Land Holdings Limited (formerly known as Pudumjee Industries Limited)	Arrangement/Contract/Agreement for Accepting/Providing Inter Corporate Deposits	An amount remaining outstanding during any financial year not exceed ₹ 2,500 Lakhs. Rate of Interest: Upto 11.25% p.a. but not less than 10.00% p.a.	Repayable On Demand Continuous Arrangement
Thacker and Company Limited	Arrangement/Contract/Agreement for Accepting/Providing Inter Corporate Deposits	An amount remaining outstanding during any financial year not exceed ₹ 2,500 Lakhs. Rate of Interest: Upto 11.25% p.a. but not less than 10.00% p.a.	Repayable On Demand Continuous Arrangement
	Leave and License Agreement to provide portion approximately 100 sq. mtrs. Located at Ground Floor of the premises situated at Jatia Chambers, 60, Dr. V. B. Gandhi Marg, Mumbai - 400001 for the purpose of carrying their business.	License Fee of ₹ 10,800 per month.	3 years commencing from 16th October, 2017.
Fujisan Technologies Limited	Leave and License Agreement to provide portion approximately 300 sq. mtrs. Located at Ground Floor of the premises situated at Jatia Chambers, 60, Dr. V. B. Gandhi Marg, Mumbai - 400001 for the purpose of carrying their business of IT related products.	License Fee of ₹ 15,000 per month w.e.f. 1st April, 2017 till 31st July, 2018 and ₹ 25,000 per month w.e.f. 1st August, 2018.	5 years commencing from 01st April, 2017.
Chem Mach Private Limited	Arrangement/Contract/Agreement for Accepting/Providing Inter Corporate Deposits	Amount remaining outstanding during any financial year shall not exceed ₹ 2,500 Lakhs Rate of Interest: Upto 11.25% p.a. but not less than 10.00% p.a.	Repayable On Demand Continuous Arrangement
Yashvardhan Jatia Trust	Provide office premises at Jatia Chambers, 60, Dr. V. B. Gandhi Marg, Mumbai - 400001 as their office address for general correspondence relating to Trust matter.	NIL	Continuous Arrangement

RESOLVED FURTHER THAT for the purpose of giving effect to this Resolution the Board of Directors of the Company be and is hereby authorised to do all such acts, deeds, matters and things as it may, deem necessary, and to execute all necessary documents".

6) To consider and, if thought fit, to pass, with or without modification(s), the following Resolution as a Special Resolution:

"RESOLVED THAT pursuant to Section 185 and other applicable provisions of the Companies Act, 2013 read with Companies (Amendment) Act, 2017 and Rules made thereunder, the Board of Directors of the Company be and is hereby authorised:

-To advance any loan including any loan represented by a book debt or give any guarantee or provide any security in connection with any loan taken by any person in whom any of the Director of the Company is interested (i.e. including any private Company of which any such Director is a Director or member, any body corporate at a general meeting of which not less than twenty-five percent of the total voting power may be exercised or controlled by any such Director, Managing Director or Manager, whereof is accustomed to act in accordance with the directions or instructions of the Board, or of any Director or Directors, of the lending Company), provided that such loans are utilised by the borrowing Company for its principal business activities and in particular to the following Companies in which one or more Director(s) may be deemed to be interested on the terms and conditions stated against their respective names:

Sr. No.	Name of the Company	Amount not exceeding of ₹	Rate of Interest p.a.	Term
1	Pudumjee Plant Laboratories Limited	₹ 20 Crores	Upto 11.25% p.a. but not less than 10.00% p.a.	Repayable on Demand
2	3P Land Holdings Limited (formerly known as Pudumjee Industries Limited)	₹ 20 Crores	Upto 11.25% p.a. but not less than 10.00% p.a.	Repayable on Demand
3	Thacker and Company Limited	₹ 20 Crores	Upto 11.25% p.a. but not less than 10.00% p.a.	Repayable on Demand
4	Pudumjee Paper Products Limited	₹ 20 Crores	Upto 11.25% p.a. but not less than 10.00% p.a.	Repayable on Demand
5	Chem Mach Private Limited	₹ 20 Crores	Upto 11.25% p.a. but not less than 10.00% p.a.	Repayable on Demand

RESOLVED FURTHER THAT, the Board be and is hereby authorised to finalise, sanction and disburse the said loans, guarantees and security and also to delegate all or any of the above powers to Committee of Directors or any Director(s) of the Company and generally to do all acts, deeds and things that may be deemed necessary, proper, expedient or incidental for the purpose of giving effect to the aforesaid Resolution".

Notes:

1) The Explanatory Statement, pursuant to Section 102 of the Companies Act, 2013 in respect of the above Item No(s). 5 to 6 is annexed hereto.
2) A MEMBER ENTITLED TO ATTEND AND VOTE AT THE MEETING IS ENTITLED TO APPOINT A PROXY TO ATTEND AND VOTE INSTEAD OF HIMSELF AND A PROXY NEED NOT BE A MEMBER. THE INSTRUMENT APPOINTING A PROXY MUST BE DEPOSITED WITH THE COMPANY AT ITS REGISTERED OFFICE NOT LESS THAN 48 HOURS BEFORE THE TIME FIXED FOR THE MEETING.
3) The Register of Members and Transfer Books of the Company will be closed from Tuesday, the 10th day of July, 2018 to Saturday, the 21st day of July, 2018 (both days inclusive).
4) The Dividend, when sanctioned, will be paid on and from 01st August, 2018 to those shareholders whose names stand on the Company's Register of Members as holders of the shares on 21st July, 2018. The dividend in respect of shares held in the electronic form will be paid to the beneficial owners

of the shares whose names are appearing in the Register of Members as Beneficial Owner; at the close of business hours on 09th July, 2018 as per the details furnished by the Depositories for this purpose. The payment of Dividend will be subject to the provisions of Section 126 of the Companies Act, 2013.

5) Under the Companies Act, 2013, dividends that are unclaimed for a period of seven years are required to be transferred to The Investor Education and Protection Fund (IEPF) administrated by the Central Government. The Company has uploaded the details of unpaid and unclaimed amounts lying with the Company as on 22nd July, 2017 (date of last Annual General Meeting) on the website of the Company viz., www.amjland.com, as also on the website of the Ministry of Corporate Affairs. The Unclaimed Dividend for the year 2010-11 will be deposited to IEPF on or before 24th October, 2018. As such, Shareholders, who have not so far encashed dividend warrants of earlier years are requested to, immediately, return the outdated warrants to the Company or write to us to enable the Company to issue duplicate warrants/demand drafts in lieu thereof.

6) In compliance with the provisions of the Companies Act, 2013 read with the Investor Education and Protection Fund Authority (Accounting, Audit, Transfer and Refund) Rules, 2016, the Company has transferred 4,84,507 Equity Shares of face value of ₹ 2/- each (in respect of which dividend has not been paid or claimed by the Shareholders for a period of seven consecutive years or more) along with unpaid or unclaimed dividend declared for the financial year ended 31st March, 2010 and earlier periods to the Investor Education and Protection Fund Authority. Shareholders who have so far not claimed or collected their dividends for the said period may claim their dividend and shares from the Investor Education and Protection Fund Authority, by submitting an application in the prescribed form and the procedure to claim refund of unclaimed dividend amount and shares from IEPF Authority available on the website of the Company viz., www.amjland.com.

7) Members are requested to write/intimate to Company's Registrar and Transfer Agents changes, in their registered addresses, profile details, if any, for sending future communication(s), any query in connection with claiming the unclaimed and unpaid dividends, etc.

8) Documents referred to in the Notice and the explanatory statement shall be available for inspection by the members at the registered office of the Company on all working days (Monday to Saturday) from 2.00 p.m. to 4.00 p.m. except holidays, upto the date of the Meeting of the Company. The Register of Directors and Key Managerial Personnel and their Shareholdings and Register of Shareholders, are available for inspection at the Registered office of the Company.

9) As per the provisions of the Companies Act, 2013, facility for making nominations is available to the members in respect of the shares held by them. Nomination forms can be obtained from the Company's Registrars and Transfer Agents by Members holding shares in physical form. Members holding shares in electronic form may obtain Nomination forms from their respective Depository Participant.

10) Further pursuant to Rule 18(1) of the Companies (Management and Administration) Rules, 2014, the Company needs to send the Notice, Annual Report electronically on the e-mail addresses as obtained from the Company/ Depositories/ Registrar and Transfer Agent to the members. If you are holding the shares of the Company in dematerialized form and already registered your e-mail address, you would be receiving the Notices of General Meeting/Postal Ballot, Annual Report and other Shareholders communication by electronic mode. The Members who hold shares in physical mode and have not registered their e-mail address can request the Company to receive Notices of General Meeting/ Postal Ballot, Annual Report and other Shareholders communication by electronic mode by registering their valid e-mail address with the Company / Registrar and Transfer Agents.

    Members are requested to support this Green Initiative by registering/updating their e-mail addresses, with the Depository Participant (in case of Shares held in dematerialised form) or with Karvy Computershare Pvt. Ltd., (in case of Shares held in physical form).

11) Members/proxies are requested to bring the copies of annual reports at the meeting.

12) **Voting through electronic means :**

    Pursuant to provisions of Section 108 of the Companies Act, 2013 and Rule 20 of the Companies (Management and Administration) Rules, 2014, as amended by the Companies (Management and Administration) Rules, 2015 and the Companies (Management and Administration) Rules, 2016 and Regulation 44 of the SEBI (Listing Obligations and Disclosure Requirements) Regulations, 2015, the Company is pleased to provide to its members facility to exercise their right to vote on all resolutions

set forth in this Notice through e-Voting Services. The facility of casting the votes by the members using an electronic voting system from a place other than venue of the Annual General Meeting ("Remote e-voting") will be provided by Karvy Computershare Pvt. Ltd., Hyderabad appointed for the purpose by the Company as authorised agency. Remote e-voting is optional.

The detailed instructions for remote E-Voting are as under:

A. In case a Member receives an e-mail from Karvy (for Members whose e-mail addresses are registered with the Company/Depositories):

i. Open the e-mail and also open PDF file namely "AMJLH E-VOTING PDF"/ "https://www.evoting@karvy.com" with your Client ID or Folio No. as password. The said PDF file contains your user ID and password for e-voting. Please note that the password is an initial password.

ii. Open the internet browser and type the following URL:https://www.evoting@karvy.com.

iii. Click on Shareholder - Login.

iv. If you are already registered with Karvy for e-voting then you can use your existing user ID and password.

v. If you are logging in for the first time, please enter the user ID and password provided in the e-mail as initial password.

vi. The Password Change Menu will appear on your screen. Change to a new password of your choice, making sure that it contains a minimum of 8 digits or characters or a combination of both. Please take utmost care to keep your password confidential.

vii. Once the e-voting home page opens, click on e-voting> Active Voting Cycles.

viii. Select "EVEN" (E-Voting Event Number) of Karvy Computershare Pvt. Ltd. Now you are ready for e-voting as Cast Vote page opens.

ix. Cast your vote by selecting appropriate option and click on "Submit" and also "Confirm" when prompted.

x. Upon confirmation, the message "Vote cast successfully" will be displayed.

xi. Once the vote on the resolution is cast, the Members shall not be allowed to change it subsequently.

xii. Institutional Shareholders (i.e. other than individuals, HUF, NRI, etc.) are required to send scanned copy (PDF/JPG format) of the relevant Board Resolution/Authority letter, etc., together with attested specimen signature of the duly authorized signatory(ies) who are authorized to vote, to the Scrutinizer through e-mail:- savitajyotiassociates05@gmail.com, with a copy marked to evoting@karvy.com.

xiii. In case of any queries, you may refer the Frequently Asked Questions (FAQs) - Shareholders and e-voting user manual - Shareholders, available at the downloads section of www.evoting.karvy.com.

B. In case a Member receives physical copy of the Notice of AGM (for Members whose email address are not registered with the Company/ Depositories):

i. Initial password is provided in the enclosed form: EVEN (E-voting Event Number), User ID and password.

ii. Please follow all steps from Sl. No.(ii) to Sl. No.(xiii) above, to cast vote.

C. Other Instructions :

i. The Remote e-voting period commences on Wednesday, the 18th July, 2018 (9.00 a.m. IST) and ends on Friday, the 20th July, 2018 (5.00 p.m. IST). During this period, Members of the Company, holding shares either in physical form or in dematerialized form, as on 14th July, 2018, may cast their vote electronically. The remote e-voting module shall be disabled by Karvy Computershare Pvt. Ltd. for voting thereafter. The Member who have cast their vote by remote e-voting prior to the meeting may also attend the meeting but shall not be entitled to cast vote again.

ii. The voting rights of Members shall be in proportion to their shares of the paid up equity share capital of the Company as on 14th July, 2018.

iii. Mrs. Savita Jyoti, Practicing Company Secretary has been appointed as the Scrutinizer to scrutinize the e-voting process in a fair and transparent manner.

iv. The Scrutinizer shall, immediately after the conclusion of voting at the general meeting, first count the votes cast at the meeting, thereafter unblock the votes cast through remote e-voting in the presence of at least two witnesses, not in the employment of the Company and make, not later than three days from the conclusion of the meeting, a consolidated scrutiniser's report of the total votes cast in favour or against, if any, to the Chairman of the Company, who shall countersign the same.

v. The results declared alongwith the Scrutiniser's Report shall be placed on the Company's website www.amjland.com and on the website of Karvy - www.evoting.karvy.com and communicated to the Stock Exchanges.

vi. Those shareholders who do not have access to remote e-voting facility may write to Registrar and Transfer Agent, M/s. Karvy Computershare Pvt. Ltd. or to the Company for Ballot Paper which after filling up should reach to the Scrutinizer's, Mrs. Savita Jyoti c/o M/s. Karvy Computershare Pvt. Ltd. on or before 17th July, 2018.

By Order of the Board,
AMJ Land Holdings Limited
(formerly known as Pudumjee Pulp & Paper Mills Limited)

R. M. KULKARNI
Company Secretary.

Registered Office:
Thergaon, Pune-411033.
Tel: +91-20-30613333
Fax : +91-20-40773388
CIN: L21012MH1964PLC013058
Web Site : www.amjland.com
26th May, 2018

ANNEXURE TO THE NOTICE

Explanatory Statement Pursuant to Section 102 of the Companies Act, 2013

The following Explanatory Statement sets out all the material facts relating to items of business as mentioned in Item No(s). 5 to 6 under Special Business in the accompanying Notice dated 26th May, 2018 convening the Annual General Meeting.

ITEM NO. 5

The provisions of the Companies Act, 2013 and Regulation 23 of the SEBI (Listing Obligations and Disclosure Requirements) Regulations, 2015 provide that, all material related party transactions shall require approval of the Shareholders.

In compliance with the above provisions the agreements already entered into, the transactions to be continued with the parties as specified in the proposed Ordinary resolution and proposed agreements/arrangements/ contract to be entered into are placed for your approval. It may be noted that, related parties shall abstain from voting on such resolutions whether the entity is a related party to the particular transaction or not.

Pudumjee Paper Products Limited, 3P Land Holdings Limited (formerly known as Pudumjee Industries Limited), Thacker and Co. Limited, Fujisan Technologies Limited, Chem Mach Private Limited and Yashvardhan Jatia Trust are related parties by virtue of below mentioned criteria:

Name of the Company	Interested Director
Pudumjee Paper Products Limited	Mr. A. K. Jatia - Common Directorship and he alongwith his relatives holds more than 2% of paid up share capital of the Company. Mr. S. K. Bansal - Common Directorship Mr. V. P. Leekha - Common Directorship Dr. Ashok Kumar - Common Directorship
3P Land Holdings Limited (formerly known as Pudumjee Industries Limited)	Mr. A. K. Jatia - He alongwith his relatives holds more than 2% of paid up share capital of the Company.
Thacker and Co. Limited	Mr. A. K. Jatia - Common Directorship and he alongwith his relatives holds more than 2% of paid up share capital of the Company. Mr. S. K. Bansal - Common Directorship
Fujisan Technologies Limited	Mr. S. K. Bansal - Common Directorship.
Chem Mach Private Limited	Mr. A. K. Jatia - Common Directorship.
Yashvardhan Jatia Trust	Mr. A. K. Jatia - Trustee of the Trust

None of the other Directors, Key Managerial Personnel of the Company and their relatives are concerned or interested, monetarily or otherwise in proposed Ordinary Resolution.

The Resolution at Item No. 5 of the Notice is recommended by the Board to be passed as an Ordinary Resolution.

ITEM NO. 6

The Company proposes to advance Inter-Corporate Deposits/Loans to Pudumjee Plant Laboratories Limited, 3P Land Holdings Limited (formerly known as Pudumjee Industries Limited), Thacker and Company Limited, Pudumjee Paper Products Limited, Chem Mach Private Limited for the purpose of meeting their day to day working capital requirements as and when necessary and deemed if fit by the Board of the Company and they are the related parties with respect to the Company by virtue of below mentioned criteria:

Name of the Company	Interested Director
Pudumjee Plant Laboratories Limited	Mr. A. K. Jatia - Common Directorship and he alongwith his relatives holds more than 2% of paid up share capital of the Company. Mr. S. K. Bansal - Common Directorship
3P Land Holdings Limited (formerly known as Pudumjee Industries Limited)	Mr. A. K. Jatia - He alongwith his relatives holds more than 2% of paid up share capital of the Company.
Thacker and Co. Limited	Mr. A. K. Jatia - Common Directorship and he alongwith his relatives holds more than 2% of paid up share capital of the Company. Mr. S. K. Bansal - Common Directorship
Pudumjee Paper Products Limited	Mr. A. K. Jatia - Common Directorship and he alongwith his relatives holds more than 2% of paid share capital of the Company. Mr. S. K. Bansal - Common Directorship. Mr. V. P. Leekha - Common Directorship. Dr. Ashok Kumar - Common Directorship.
Chem Mach Private Limited	Mr. A. K. Jatia - Common Directorship.

The provisions of Section 185 of the Companies Act, 2013, mandates that such Inter-Corporate Deposits/Loans can be granted if a Special Resolution at the General Meeting of the of the Shareholders is passed.

The required particulars as per proviso to (a) of Section 185(2) are given hereunder.

Name of the Company	Amount proposed to be given by the Company not exceeding of ₹	Purpose for which the Inter-Corporate Deposits/Loansis proposed to be utilised
Pudumjee Plant Laboratories Limited	₹ 20 Crores	To meet day to day working capital requirements of the Company.
3P Land Holdings Limited (formerly known as Pudumjee Industries Limited)	₹ 20 Crores	To meet day to day working capital requirements of the Company.
Thacker and Company Limited	₹ 20 Crores	To meet day to day working capital requirements of the Company.
Pudumjee Paper Products Limited	₹ 20 Crores	To meet day to day working capital requirements of the Company.
Chem Mach Private Limited	₹ 20 Crores	To meet day to day working capital requirements of the Company.

Except Mr. A. K. Jatia and his relative(s), Mr. V. P. Leekha, Mr. S. K. Bansal and Dr. Ashok Kumar none of the other Directors, Key Managerial Personnel of the Company and their relatives are concerned or interested, monetarily or otherwise in proposed Special Resolution.

The Resolution at Item No. 6 of the Notice is recommended by the Board to be passed as a Special Resolution.

Registered Office:
Thergaon, Pune-411033.
Tel: +91-20-30613333,
Fax : +91-20-40773388
CIN: L21012MH1964PLC013058
Web Site : www.amjland.com
26th May, 2018

By Order of the Board,
AMJ Land Holdings Limited
(formerly known as Pudumjee Pulp & Paper Mills Limited)

R. M. KULKARNI
Company Secretary.

AMJ LAND HOLDINGS LIMITED (formerly known as Pudumjee Pulp & Paper Mills Limited)

ROAD MAP – AGM VENUE

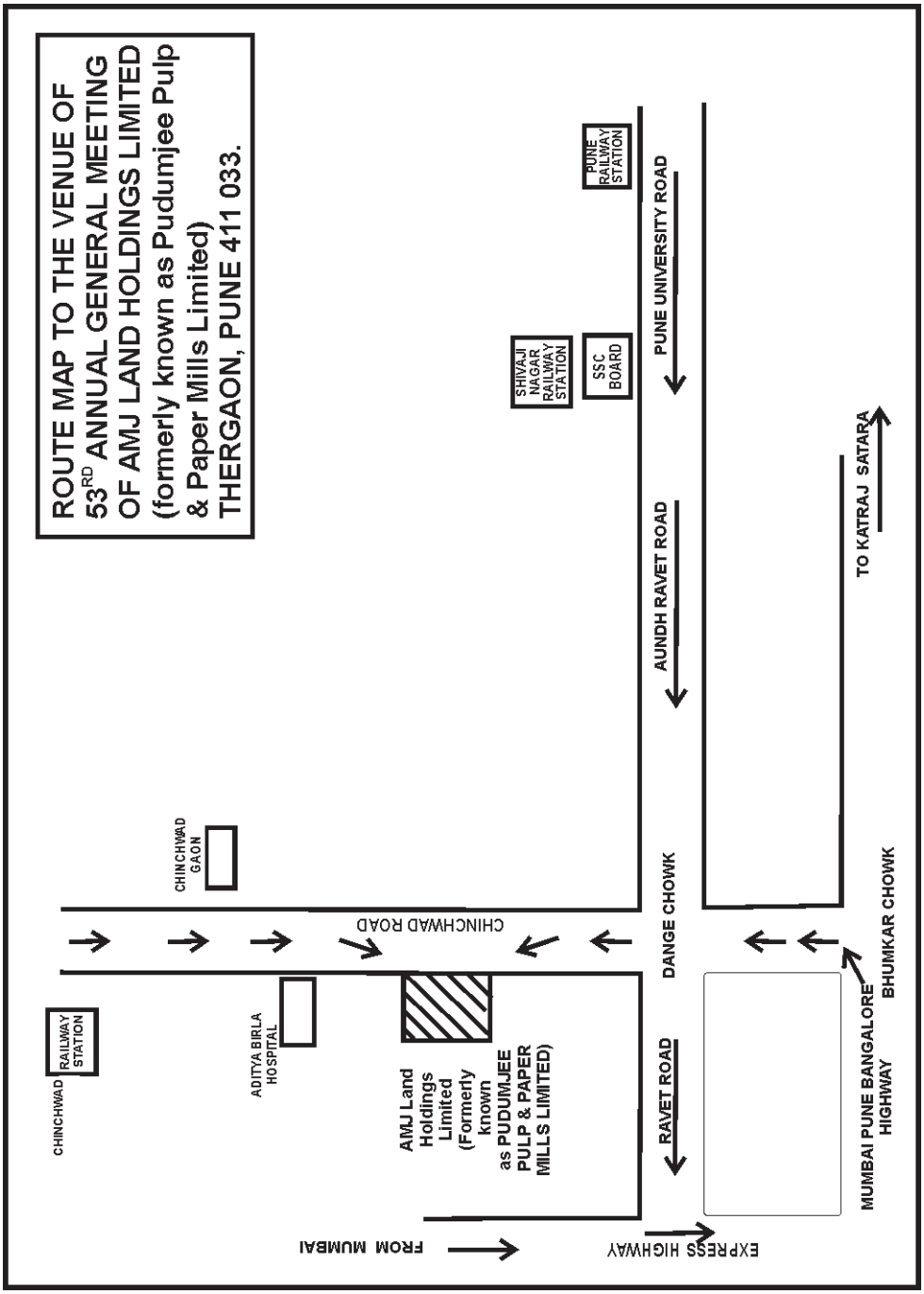

FINANCIAL HIGHLIGHTS (CONSOLIDATED)

(₹ In Lakhs)
As At 31st March

PARTICULARS		**2018**	2017	2016	2015	2014	2013	2012	2011	2010	2009	2008
Shareholders Funds		**10,455**	9,852	9,168	19,965	18,121	15,482	14,266	13,095	14,685	14,069	13,929
Borrowed Funds		**793**	1,411	1,553	11,511	10,423	10,900	15,000	8,486	6,823	5,206	8,218
	TOTAL	**11,248**	11,263	10,721	31,476	28,544	26,382	29,266	21,581	21,508	19,275	22,147
Net Fixed Assets		**3,538**	3,686	3,387	17,344	16,342	16,804	16,476	9,617	11,082	11,998	12,727
Investments		**2,646**	1,695	1,108	1,418	2,066	1,654	1,195	2,115	2,049	1,006	967
Working Capital		**5,064**	5,882	6,226	12,714	10,136	7,924	11,595	9,849	8,377	6,271	8,453
	TOTAL	**11,248**	11,263	10,721	31,476	28,544	26,382	29,266	21,581	21,508	19,275	22,147
Book value of Equity per share(₹)		**26***	24*	22*	49*	44*	38*	35*	32*	36*	172	170
Earning per share (₹)		**0.81***	1.70*	1.76*	5.06*	3.46*	4.03*	2.71*	1.80*	2.69*	4.42	6.43
Dividend per share (₹)		**0.20***	0.20*	0.20*	0.30*	0.30*	0.30*	0.30*	0.30*	0.30*	0.25*	1.20

* per share of ₹ 2/- each

DIRECTORS' REPORT

To the Members,

The Directors have pleasure in presenting before you the 53rd Annual Report of the Company together with the Audited Financial Statements for the year ended 31st March, 2018. The accounts are prepared in accordance with the Companies (Indian Accounting Standards) Rule, 2015 (IND AS) prescribed under Section 133 of the Companies Act, 2013.

FINANCIAL RESULTS :

	2017-2018 (₹ In Lakhs)	2016-2017 (₹ In Lakhs)
The Earnings Before Interest, Tax, Depreciation and Amortization (EBITDA)	**738.08**	830.82
Less:		
i) Finance cost	**18.05**	49.24
ii) Depreciation/Impairment	**183.80**	187.25
The net profit before Tax	**536.23**	613.72
Less:		
Prior period Expenses	**-**	19.39
Provision for Current Tax	**219**	170
Provision/(Saving) for Deferred Taxation	**(102.98)**	(0.78)
Provision for Current Tax for earlier year written back	**-**	(203.08)
Net Profit After Tax	**420.20**	628.19
Add:		
Other Comprehensive Income/(Expense) (Net of Tax)	**17.22**	4.47
The balance of Profit brought forward from last year	**4,981.98**	4,498.02
Total	**5,419.40**	5,130.68
Less:		
Dividend Paid on Equity Shares	**82**	82
Tax Paid on Dividend	**16.70**	16.70
Transfer to General Reserve	**-**	50
Total	**98.70**	148.70
Balance proposed to be carried forward to next year's accounts	**5,320.70**	4,981.98

CONSOLIDATED FINANCIAL STATEMENTS :

Pursuant to Sections 129, 134 of the Companies Act, 2013 (the Act), the Consolidated Financial Statements of the Company, and its Subsidiary prepared, in accordance with schedule III of the Act and applicable Accounting Standards forms part of this Annual Report.

DIVIDEND :

The Board of Directors recommends the payment of Dividend for the year ended 31st March, 2018 at the rate of ₹ 0.20 per share. If approved, the Equity Dividend shall be paid, subject to the provisions of section 126 of the Companies Act, 2013 to those shareholders whose names stand on the Register of Members on 21st July, 2018.

The Dividend in respect of shares held in electronic form, will be paid to all those beneficial owners of the shares as per the details furnished by depositories for the purpose at the close of business hours on 09th July, 2018.

OPERATIONS :

The Company's core business is Real Estate development.

A residential project "GREENS" at Thergaon, Pune, being developed in Partnership on the land provided by the Company is progressing well. In all 7 buildings comprising of over 700 apartments have been planned of which 470 apartments built in the five buildings have been satisfactorily handed over to the customers. The Sixth building having 124 apartments has progressed upto 11th floor and has been completed during the year under review. Progress on various formalities to complete the remaining five floors of this building are in advanced stage of compliance. Plans for the 7th residential building in these premises are being firmed up and after obtaining requisite approvals, the building work and apartment bookings shall be launched as soon as the market sentiment becomes favourable. The Amenity Building of about 40,000 Sq.ft. area, construction of which has been taken up is expected to be completed by March 2019.

Following the Percentage Completion Method of Accounting, the Company's share of profit (net of tax) in the firm works out to ₹ 403 lakhs (last year ₹ 267 lakhs).

Approvals are being pursued for developing 12 acres of land at Pune under Partnership arrangement having a potential development of 9 lakh sq.ft. of residential apartments.

The Joint Venture under G.Corp Township Pvt. Ltd. in which the Company holds 50% stake was to take up development of residential and commercial project of about 12,00,000 sq.ft. at Village Ranjoli, Dist. Thane. However, the Management having regard to the difficulties involved therein have decided not to pursue the project. The Company, however, would continue its stake in the Joint Venture to take up any further opportunity that may arise in and around Mumbai.

The GREENVILLE project being developed by the Company is awaiting statutory approvals.

The Company is also engaged in business of generating Wind Power from its three plants located at Satara and Sangli in Maharashtra and have generated 59.97 lakhs Kwh (last year 66.70 lakhs) of power during the financial year which has been supplied under Open Access arrangement. The sales and profitability of this segment has been adversely affected primarily due to (i) imposition of cross subsidy surcharge and additional surcharge since November 2016 by the authorities on the power supply under Open Access arrangement, (ii) reduction in the price of RE Certificates by ₹ 500 (from ₹ 1500) per certificate by the authorities and (iii) lower generation due to seasonal variations and lower rate of supply.

SUBSIDIARY:

As at 31st March, 2018, the Company has one Subsidiary namely Pudumjee Investment & Finance Company Limited.

PERFORMANCE AND FINANCIAL POSITION OF EACH OF THE SUBSIDIARY, ASSOCIATES AND JOINT VENTURE COMPANIES :

Pursuant to Rule 8 of the Companies (Accounts) Rules, 2014, the information on the performance and financial position of each of the subsidiary, associate, joint venture Companies, etc. as included in consolidated financial statement is provided in Annexure-1 to this report.

TRANSFER OF AMOUNTS AND SHARES TO INVESTOR EDUCATION AND PROTECTION FUND:

Pursuant to the provisions of Section 124 and 125 of the Companies Act, 2013 (corresponding to Section 205A of Companies Act, 1956), relevant amounts like unclaimed dividend etc. which remained unpaid orunclaimed for a period of seven years have been transferred by the Company, from time to time on due dates, to the Investor Education and Protection Fund ('IEPF').

In compliance with these provisions read with the Investor Education and Protection Fund Authority (Accounting, Audit, Transfer and Refund) Rules, 2016, the Company has transferred 4,84,507 shares to the Demat Account

of the IEPF Authority maintained with NSDL, in respect of which dividend had remained unpaid/unclaimed for a consecutive period of 7 years or more.The details of the Shareholders whose shares transferred to IEPF Authority and procedure to claim refund of unclaimed dividend amount and shares from IEPF authority available on the website of the Company viz:www.amjland.com.

AUDITORS:

M/s. J. M. Agrawal & Co., Chartered Accountants, have been appointed as Statutory Auditors of the Company at the 52nd Annual General Meeting to hold office up to the conclusion of 57th Annual General Meeting. M/s. J. M. Agrawal & Co., have given their consent to act as the Auditors of the Company till conclusion of 57th Annual General Meeting. The Company has received a Certificate from M/s. J. M. Agrawal & Co., to the effect that their appointment, would be within the prescribed limits under Section 141 and other applicable provisions of the Companies Act, 2013 read with the Companies (Audit and Auditors) Rules, 2014 and that they are not disqualified for appointment. The Shareholders will be required to ratify the appointment of the auditors as required by Company Law and fix their remuneration at the ensuing Annual General Meeting.

There is no adverse remark or qualification in the Statutory Auditor's Report annexed elsewhere in this Annual Report.

The Auditors have reported that there is no fraud on or by the Company noticed or reported during the year.

DIRECTORS AND KEY MANAGERIAL PERSONEL (KMP):

There was no change in the Directors and KMP during the year under review.

The Company has Board of Directors with total 9 directors out of which 5 are Non-Executive Independent Directors, 1 is Promoter Director, 1 is Non-Executive Director and the remaining 2 are Executive Directors.

By virtue of Section 149 of the Companies Act, 2013 and rules made there under, the Independent Directors are not liable to retirement by rotation. Dr. Ashok Kumar, Director, retires by rotation at the ensuing Annual General Meeting, and being eligible, offers himself for re-appointment.

The Company has received declarations from all the Independent Directors of the Company confirming that they meet the criteria of independence as prescribed both under the applicable provisions of the Companies Act, 2013 and applicable regulations of the SEBI (Listing Obligations and Disclosure Requirements) Regulations, 2015.

SECRETARIAL AUDITOR :

The provisions of Section 204 read with Section 134(3) of the Companies Act, 2013 and rules made thereunder, mandates Secretarial Audit of the Company from a Company Secretary in Practice. The Board in its meeting held on 22nd July, 2017 has appointed M/s. Parikh & Associates, Practicing Company Secretaries (Certificate of Practice No. 1228) as the Secretarial Auditor for the financial year ending 31st March, 2018. The Secretarial Auditors' Report for the financial year 2017-18 is annexed hereto and marked as Annexure- 2.

There is no adverse remark or qualification in the Secretarial Audit Report.

The Company has complied with the applicable Secretarial Standards during the year issued by the Institute of Company Secretaries of India.

CORPORATE SOCIAL RESPONSIBILITY (CSR) :

The Board of Directors has constituted the Corporate Social Responsibility Committee. The major role of this Committee is to formulate, recommend, implement and monitor the CSR policy and activities to be undertaken by the Company to meet/contribute expenditure towardsits recommended Corporate Social Responsibility objectives. Some of The activities which will be undertaken by the Company through an eligible trust are as under:

a) Education

b) Environment Protection

c) Vocational & Professional Training

The CSR committee comprises of the following members:

Sr. No.	Name of the Director	Category	Designation
1	Mr. Vinod Kumar Beswal	Independent Non-Executive Director	Chairman
2	Mr. Arunkumar Mahabir Prasad Jatia	Executive Chairman	Member
3	Mr. Ved Prakash Leekha	Managing Director	Member
4	Mr. Bhupendra Champaklal Dalal	Independent Non-Executive Director	Member

The CSR Policy is also uploaded on the website of the Company viz: www.amjland.com.

During the year, the Company has allocated and disbursed total ₹ 25 Lakhs to M/s M. P. Jatia Charitable Trust to be spent on the activites of Education, Environmental Protection and Vocational & Professional Training.

The other relevant disclosures as stipulated under the Companies (Corporate Social Responsibility Policy) Rules, 2014 are given in Annexure-3.

The entire allocated amount was deposited / transferred with M/s. M. P. Jatia Charitable Trust.

PARTICULARS OF LOANS, GUARANTEES OR INVESTMENTS :

The loans, guarantees or investments made by the Company are within the limits of Section 186 of the Companies Act, 2013 and rules made there under as approved by Shareholders vide special resolution passed at 49th Annual General Meeting of the Company.

The summary of such transactions are provided in Annexure-4 to this Report.

PARTICULARS OF CONTRACTS OR ARRANGEMENTS WITH RELATED PARTIES:

A policy on Related Party Transactions has been adopted by the Board of Directors at its meeting held on 1st November, 2014 for determining the materiality of transactions with related parties and dealings with them. The said policy is available at the Company's website at www.amjland.com.The Audit Committee reviews all related party transactions quarterly as also when necessary.

Pursuant to Sections 134(3), 188(1) of the Companies Act, 2013 read with Rule 8(2) of the Companies (Accounts) Rules, 2014 the particulars of contracts/arrangements entered into by the Company with related parties referred to in sub-section (1) of section 188 of the Companies Act, 2013 in Form AOC-2 are provided under Annexure-5.

ANNUAL EVALUATION OF BOARD'S PERFORMANCE:

As required under Companies Act, 2013, a meeting of the Independent Directors was held on 10th February, 2018 to evaluate the performance of the Non-Independent Directors, wherein the evaluation of performance of the Non-Independent Directors, including the Chairman and also of the Board as a whole was made, against pre-defined and identified criteria.

The criteria for evaluation of the performance of the Independent Directors,Chairman and the Board, was finalized by the Nomination and Remuneration Committee in its meeting held on 14th February, 2015, the said committee has carried out evaluation of the performance of every Director. The said criteria is available at the Company's website at www.amjland.com. The Board of Directors at their meeting held on 10th February, 2018 has evaluated the performance of Independent Directors.

While evaluating, the principles and guidelines issued vide circular no. SEBI/HO/CFD/CMD/CIR/P/2017/004 of Securities Exchange Board of India dated 5th January, 2017 on Board Evaluation have been taken into account.

FAMILIARISATION PROGRAMME:

The details of programmes for familiarisation of Independent Directors with the Companyis available at the Company's website at www.amjland.com.

RISK MANAGEMENT POLICY:

In accordance with the requirements of the Act, the Company has adopted and implemented a Risk Management Policy for identifying risks to the Company, procedures to inform Board members about the risk assessment & minimization procedures, monitoring the risk management plan, etc.

REMUNERATION POLICY:

In accordance with the provisions of Section 178 and other applicable provisions of the Companies Act, 2013 and the SEBI (Listing Obligations and Disclosure Requirements) Regulations, 2015, the Company has formulated Remuneration policy which inter alia, includes the criteria for determining qualifications, positive attributes and independence of Directors. The said policy may be referred to, at the Company's website at www.amjland.com and is annexed hereto and marked as Annexure-9.

WHISTLE BLOWER MECHANISM :

The Company has a Whistle Blower Policy / Vigil Mechanism. The said policy has been made keeping in view of the amendments in the Companies Act, 2013 and to comply with Regulation 22 of the SEBI (Listing Obligations and Disclosure Requirements) Regulations, 2015. The said policy may be referred to, on the Company's website at www.amjland.com.

PARTICULARS OF EMPLOYEES :

Pursuant to Section 197 of the Companies Act, 2013 read with Companies (Appointment and Remuneration of Managerial Personnel) Rules, 2014, the statement giving required details is given in the Annexures-6A and 6B to this report.

DISCLOSURE UNDER THE SEXUAL HARASSMENT OF WOMEN AT WORKPLACE (PREVENTION, PROHIBITION AND REDRESSAL) ACT, 2013:

There was no complaint reported under the Prevention of Sexual Harassment of Women at Workplace (Prevention, Prohibition and Redressal) Act, 2013.

CONSERVATION OF ENERGY, TECHNOLOGY ABSORPTION & FOREIGN EXCHANGE EARNINGS AND OUTGO:

As the Company is not engaged in the manufacturing activities, the information related to Conservation of energy, technology absorption is not applicable.

During the year under review, no Foreign Exchange was earned and used.

REPORT ON CORPORATE GOVERNANCE :

The report on Corporate Governance in accordance with the guidelines of the Securities & Exchange Board of India and pursuant to applicable provisions ofthe SEBI (Listing Obligations and Disclosure Requirements) Regulations, 2015, is attached and marked as Annexure-7.

EXTRACT OF ANNUAL RETURN:

The extract of the Annual Return of the Company in Form MGT-9 is annexed as Annexure-8 to this report.

SIGNIFICANT AND MATERIAL ORDERS:

There is no significant and material order passed by the regulators or courts or tribunals impacting the going concern status and Company's operations in future.

CHANGE IN NAME:

Pursuant to the approval of the Registrar of Companies, Pune, the name of the Company has been changed from ''Pudumjee Pulp & Paper Mills Limited' to "AMJ Land Holdings Limited" w.e.f. 26th December, 2017.

DIRECTORS' RESPONSIBILITY STATEMENT :

The Directors confirm that:

a) in the preparation of the annual accounts, the applicable accounting standards have been followed along with proper explanation relating to material departures;

b) the Directors have selected such accounting policies and applied them consistently and made judgments and estimates that are reasonable and prudent so as to give a true and fair view of the state of affairs of the Company at the end of the financial year and of the profit of the Company for that period;

c) the Directors have taken proper and sufficient care for the maintenance of adequate accounting records in accordance with the provisions of the Companies Act, 2013 for safeguarding the assets of the Company and for preventing and detecting fraud and other irregularities;

d) the Directors have prepared the annual accounts on a going concern basis; and

e) the Directors have laid down internal financial controls to be followed by the Company and that such internal financial controls are adequate and were operating effectively.

f) the Directors have devised proper systems to ensure compliance with the provisions of all applicable laws and that such systems were adequate and operating effectively.

ACKNOWLEDGEMENTS :

Your Directors wish to express their appreciation of the continued support and co-operation received from the all the stakeholders and employees of the Company.

On behalf of the Board of Directors,

A. K. Jatia,
Executive Chairman.

Place : Lonavala
Date : 26th May, 2018

ANNEXURE-1

PERFORMANCE AND FINANCIAL POSITION OF EACH OF THE SUBSIDIARY, ASSOCIATE AND JOINT VENTURE COMPANIES:

(Pursuant to Rule 8 of Companies (Accounts) Rules, 2014)

(₹ In Lakhs Except for EPS and Dividend)

Name of the Company (Subsidiary, Associate, Joint Venture, etc.)	Pudumjee Investment & Finance Company Limited	Pudumjee Plant Laboratories Limited	GCORP Township Private Limited
Nature of the Company (Subsidiary, Associate, JV, etc.)	Subsidiary Company	Associate Company	Joint venture Company
Ownership Interest of the Company	100%	27.11%	50.00%
Sales	Nil	6.84	Nil
Profit/(Loss) after tax	65.35	(244.29)	(24.68)
Current Assets	20	27.43	0.25
Loans & Borrowings	0.33	1,941.47	Nil
Current Liabilities	5.82	684.96	32.81
Net Fixed Assets	Nil	1,684.60	Nil
Non Current Assets (Investments)	107.24	16.30	Nil
Paid up Share Capital	499.00	849.00	201.00
Reserves and Surplus	(377.91)	(1,141.81)	Nil
Earnings - ₹ per Equity Share	2.68	(9.81)	(1.23)
Dividend - ₹ per Equity Share	2.68	Nil	(1.23)

On behalf of the Board of Directors,

A. K. Jatia,
Executive Chairman.

Place : Lonavala
Date : 26th May, 2018

ANNEXURE-2

FORM No. MR - 3

SECRETARIAL AUDIT REPORT
FOR THE FINANCIAL YEAR ENDED 31ST MARCH, 2018

[(Pursuant to Section 204 (1) of the Companies Act, 2013 and Rule No. 9 of the Companies (Appointment and Remuneration of Managerial Personnel) Rules, 2014)]

To,

The Members,

AMJ LAND HOLDINGS LIMITED

(Formerly known as Pudumjee Pulp & Paper Mills Limited)

We have conducted the secretarial audit of the compliance of applicable statutory provisions and the adherence to good corporate practices by AMJ Land Holdings Limited (Formerly known as Pudumjee Pulp & Paper Mills Limited (hereinafter called "the Company''). Secretarial Audit was conducted in a manner that provided us a reasonable basis for evaluating the corporate conducts/statutory compliances and expressing our opinion thereon.

Based on our verification of the Company's books, papers, minute books, forms and returns filed and other records maintained by the Company, the information provided by the Company, its officers, agents and authorised representatives during the conduct of secretarial audit, the explanations and clarifications given to us and the representations made by the Management, we hereby report that in our opinion, the Company has, during the audit period covering the financial year ended on 31st March, 2018 generally complied with the statutory provisions listed hereunder and also that the Company has proper Board processes and compliance mechanism in place to the extent, in the manner and subject to the reporting made hereinafter:

We have examined the books, papers, minute books, forms and returns filed and other records made available to us and maintained by the Company for the financial year ended on 31st March, 2018 according to the applicable provisions of:

(i) The Companies Act, 2013 (the Act) and the rules made thereunder;

(ii) The Securities Contract (Regulation) Act, 1956 ('SCRA') and the rules made thereunder;

(iii) The Depositories Act, 1996 and the Regulations and Bye-laws framed thereunder;

(iv) Foreign Exchange Management Act, 1999 and the rules and regulations made thereunder to the extent of Foreign Direct Investment, Overseas Direct Investment and External Commercial Borrowings;

(v) The following Regulations and Guidelines prescribed under the Securities and Exchange Board of India Act, 1992 ('SEBI Act')

   (a) The Securities and Exchange Board of India (Substantial Acquisition of Shares and Takeovers) Regulations, 2011;

   (b) The Securities and Exchange Board of India (Prohibition of Insider Trading) Regulations, 2015;

   (c) The Securities and Exchange Board of India (Issue of Capital and Disclosure Requirements) Regulations, 2009 and amendments from time to time;

   (d) The Securities and Exchange Board of India (Share Based Employee Benefits) Regulations, 2014; (Not applicable to the Company during the audit period)

   (e) The Securities and Exchange Board of India (Issue and Listing of Debt Securities) Regulations, 2008; (Not applicable to the Company during the audit period)

   (f) The Securities and Exchange Board of India (Registrars to an Issue and Share Transfer Agents) Regulations, 1993 regarding the Companies Act and dealing with client; (Not applicable to the Company during the audit period)

(g) The Securities and Exchange Board of India (Delisting of Equity Shares) Regulations, 2009; (Not applicable to the Company during the audit period) and

(h) The Securities and Exchange Board of India (Buyback of Securities) Regulations, 1998; (Not applicable to the Company during the audit period)

(vi) Other laws applicable specifically to the Company, namely:

1. Transfer of Property Act, 1882
2. Indian Contract Act, 1872
3. Real Estate (Regulation & Development) Act, 2016
4. The India Stamp Act 1899/Bombay Stamp Act
5. Municipal Local Laws

We have also examined compliance with the applicable clauses of the following:

(i) Secretarial Standards issued by The Institute of Company Secretaries of India with respect to board and general meetings.

(ii) The Listing Agreements entered into by the Company with National Stock Exchange of India Limited and BSE Limited read with the SEBI (Listing Obligations and Disclosure Requirements) Regulations, 2015.

During the period under review, the Company has complied with the provisions of the Act, Rules, Regulations, Guidelines, standards etc. mentioned above.

We further report that:

The Board of Directors of the Company is duly constituted with proper balance of Executive Directors, Non-Executive Directors and Independent Directors.

Adequate notice was given to all directors to schedule the Board Meetings, agenda and detailed notes on agenda were sent at least seven days in advance and a system exists for seeking and obtaining further information and clarifications on the agenda items before the meeting and for meaningful participation at the meeting.

Decisions at the Board Meetings were taken unanimously.

We further report that there are adequate systems and processes in the Company commensurate with the size and operations of the Company to monitor and ensure compliance with applicable laws, rules, regulations and guidelines etc.

We further report that during the audit period no events occurred which had bearing on the Company's affairs in pursuance of the above referred laws, rules, regulations, guidelines etc.

We further report that the name of the company has been changed from Pudumjee Pulp & Paper Mills Limited to AMJ Land Holdings Limited effective from December 26, 2017 vide fresh certificate of incorporation issued by the Registrar of Companies, Pune, Maharashtra.

For Parikh & Associates

Company Secretaries

Place : Mumbai,
Date : 26th May, 2018

P. N. Parikh
Partner

FCS No. : 327
CP No. : 1228

This Report is to be read with our letter of even date which is annexed as Annexure A and Forms an integral part of this report.

'Annexure A'

To,

The Members

AMJ LAND HOLDINGS LIMITED

(Formerly known as Pudumjee Pulp & Paper Mills Limited)

Our report of even date is to be read along with this letter.

1. Maintenance of Secretarial record is the responsibility of the management of the Company. Our responsibility is to express an opinion on these secretarial records based on our audit.
2. We have followed the audit practices and process as were appropriate to obtain reasonable assurance about the correctness of the contents of the Secretarial records. The verification was done on test basis to ensure that correct facts are reflected in Secretarial records. We believe that the process and practices, we followed provide a reasonable basis for our opinion.
3. We have not verified the correctness and appropriateness of financial records and Books of Accounts of the Company.
4. Where ever required, we have obtained the Management Representation about the Compliance of laws, rules and regulations and happening of events etc.
5. The Compliance of the provisions of Corporate and other applicable laws, rules, regulations, standards is the responsibility of management. Our examination was limited to the verification of procedure on test basis.
6. The Secretarial Audit report is neither an assurance as to the future viability of the Company nor of the efficacy or effectiveness with which the management has conducted the affairs of the Company.

For Parikh & Associates

Company Secretaries

Place : Mumbai,
Date : 26th May, 2018

P. N. Parikh
Partner

FCS No. : 327
CP No. : 1228

ANNEXURE - 3

THE ANNUAL REPORT ON CSR ACTIVITIES

1) A Brief outline of the Company's CSR policy, including overview of projects or programs proposed to be undertaken and a reference to the web-link to the CSR policy and projects or programs.	The Company believes in the CSR activities through collaboration. The Company would always like to help the entities that are in the area of social service. The entities could be Trusts which have established track record in the activities like M. P. Jatia Charitable Trust, Mumbai which has an established track record of social service. The CSR activities to be carried out by the Company through an eligible trust are as under; a) Education b) Environment Protection and c) Vocational & Professional Training Website: www.amjland.com
2) The Composition of the CSR Committee	

Sr. No.	Name of the Director	Category	Designation
1	Mr. Vinod Kumar Beswal	Independent Non-Executive Director	Chairman
2	Mr. Arunkumar Mahabir Prasad Jatia	Executive Chairman & Whole time Director	Member
3	Mr. Ved Prakash Leekha	Managing Director	Member
4	Mr. Bhupendra Champaklal Dalal	Independent Non-Executive Director	Member

3) Average net profit of the Company for last three financial years	₹ 1,201.70 Lakhs
4) Prescribed CSR Expenditure (two per cent. of the amount as in item 3 above)	₹ 24.03 Lakhs (as per Section 135 (5) of Companies Act, 2013) ₹ 25 Lakhs (Budgeted as per Committee approval dated 20th May, 2017)
5) Details of CSR spent during the financial year	The Company has spent on CSR activities through M P Jatia Charitable Trust especially in area of Environment Protection in village Bissau, District Jhunjhunu, Rajasthan.
▪ Total amount to be spent for the financial year	₹ 25.00 Lakhs
▪ Amount unspent , if any	₹ NIL
▪ Manner in which the amount spent during the financial year	CSR Activities as stated below

Sr. No.	CSR Project or activity identified	Sector in which the Project is covered	Projects or programs 1) Local area or other 2) Specify the State and projects or programs was under taken	Amount Outlay (budget) Project or program wise (in INR)	Amount spent on the programs Sub-heads : (1) Direct Expenditure on projects or programs (2) Over-heads : (in INR)	Cumulative Expenditure upto to the Reporting period (in INR)	Amount spent Direct or through implementing agency
(1)	(2)	(3)	(4)	(5)	(6)	(7)	(8)
				F.Y. 2017-18	F.Y. 2017-18		
1	Education	Promoting Education	1)Bissau, Jhunjhunu district, Rajasthan	25,00,000	25,00,000	25,00,000	Through M P Jatia Charitable Trust having established track record
2	Environmental Protection	_____	1)Bissau, Jhunjhunu district, Rajasthan				
3	Vocational & Professional Training	_____	1)Bissau, Jhunjhunu district, Rajasthan				
	TOTAL			**25,00,000**	**25,00,000**	**25,00,000**	----------

Details of implementing agency -M/s. M P Jatia Charitable Trust (Registration No. E13158(M)).

The CSR committee has adopted CSR policy in the month of November, 2014.

Notes:

1. For F.Y. 2017-18 - The entire allocated amount was paid to M/s. M. P. Jatia Charitable trust, however the aforementioned trust was not able to spend the full amount on specified CSR activities during the year due to paucity of sufficient time and would spend subsequently.
2. The CSR Committee confirms that, the implementation and monitoring of CSR Policy, is in compliance with CSR objectives and Policy of the Company.

V. P. Leekha
Managing Director

V. K. Beswal
Chairman of CSR Committee

Place : Lonavala
Date : 26s May, 2018

ANNEXURE - 4

Particulars of loans given, guarantees/ investments made during the Financial Year 2017-18

Nature of transaction (whether loan/ guarantee/ security/ acquisition)	Name of the person or body corporate to whom it is made or given or whose securities have been acquired	Amount of loan/security/ acquisition/ guarantee (in ₹)	Rate of interest For loans	For acquisitions			
				Number and kind of securities	Nature of Securities	Cost of acquisition, If any (In ₹ Per Share/Units)	Selling price, Per Unit If any (In ₹ Per Share/Units)
ICD's Given (Loan)	3P Land Holdings Limited (formerly known as Pudumjee Industries Limited)	2,85,30,000 (13,71,50,000)	11.25%	NA	NA	NA	NA
	Pudumjee Investment & Finance Company Limited	83,04,069 (0)	11.25%	NA	NA	NA	NA
	Pudumjee Paper Products Limited	10,04,50,000 (0)	11.25%	NA	NA	NA	NA
	J M Commodities Limited	1,00,00,000 (0)	13.00%	NA	NA	NA	NA
	Prarthna Trading Private Limited	0 (52,00,000)	12.00%	NA	NA	NA	NA
Investments Made	Reliance Liquid Fund Treasury Plan	29,67,14,709 (9,32,42,393)			Mutual Fund Units		

Figures in bracket indicates balance as on 31st March, 2018

On behalf of the Board of Directors,

A. K. Jatia,
Executive Chairman.

Place: Lonavala
Date : 26th May, 2018

ANNEXURE - 5

Particulars of Contracts or Arrangements with Related Parties (FORM AOC 2)

[Pursuant to clause (h) of Section 134(3) of the Companies Act, 2013 and Rule 8(2) of the Companies (Accounts) Rules, 2014.]

1. DETAILS OF CONTRACTS OR ARRANGEMENTS OR TRANSACTIONS NOT AT ARM'S LENGTH

I. BASIS:

a) Name(s) of the related parties and nature of relationships	**Pudumjee Paper Products Limited (PPPL),** a related party under Section 2(76)(v).
b) Nature of contracts/arrangements / transaction	To avail the Common Services (such as telephone, electricity, Computer etc.) at cost basis from PPPL.
c) Duration of the Contracts/ arrangements/transactions	Continuous arrangement.
d) Salient terms of contracts or arrangements or transactions including the value if any	1) Monetary value : About ₹ 15 lakhs for each financial year. 2) Nature, material terms and particulars of arrangement : a. To avail Common Services (such as telephone, electricity, computer, etc.) on cost basis.
e) Justification for entering into such contracts or arrangements or transactions	To avail common services from the PPPL in mutual interest, for continuance of the day to day commercial operations of the Company.
f) Date(s) of approval by the Board	26th May, 2018
g) Amount paid as advances if any	NIL
h) Date on which the special resolution was passed in general meeting as required under first proviso to Section 188	The approval of Shareholders will be obtained in the 53rd Annual General Meeting of the Company to be held on 21st July, 2018.

II.

a) Name(s) of the related parties and nature of relationships	**Thacker and Company Limited (TCL),** a related party under Section 2(76)(v).
b) Nature of contracts/arrangements / transaction	Leave and License Agreement to provide a portion approximately 100 sq. mtrs., located at Ground Floor of the Jatia Chambers, 60, Dr. V. B. Gandhi Marg, Mumbai - 400001 for the purpose of carrying their business.
c) Duration of the Contracts/ arrangements/transactions	3 years commencing from 16th October, 2017.
d) Salient terms of contracts or arrangements or transactions including the value if any	1) Monetary value : ₹ 10,800 per month 2) Nature, material terms and particulars of arrangement: a.Duration of Contract 3 years commencing from 16th October, 2017. b. The licensee shall bear and pay electricity bills etc.
e) Justification for entering into such contracts or arrangements or transactions	The spare space available with the Company is being utilised in mutual interest, by making it available to TCL for the purpose of carrying their business.
f) Date(s) of approval by the Board	18th November, 2017 and 26th May, 2018
g) Amount paid as advances if any	NIL
h) Date on which the special resolution was passed in general meeting as required under first proviso to Section 188	The approval of Shareholders will be obtained in the 53rd Annual General Meeting of the Company to be held on 21st July, 2018.

III.

a) Name(s) of the related parties and nature of relationships	**Fujisan Technologies Limited (FTJ)**, a related party under Section 2(76)(v).
b) Nature of contracts/ arrangements/transaction	Leave and License Agreement to provide a portion approximately 300 sq. mtrs., located at Ground Floor of the Jatia Chambers, 60, Dr. V. B. Gandhi Marg, Mumbai - 400001 for the purpose of carrying their business of IT related products.
c) Duration of the Contracts/ arrangements/transactions	5 years commencing from 01st April, 2017.
d) Salient terms of contracts or arrangements or transactions including the value if any	1) Monetary value: ₹ 15,000 per month w.e.f. 1st April, 2017 till 31st July, 2018 and ₹ 25,000 per month w.e.f. 1st August, 2018. 2) Nature, material terms and particulars of arrangement: a. Duration of Contract 5 years commencing from 1st April, 2018. b. The licensee shall bear and pay electricity bills etc.
e) Justification for entering into such contracts or arrangements or transactions	The spare space available with the Company is being utilised in mutual interest, by making it available to FTJ for the purpose of carrying their business of IT related products.
f) Date(s) of approval by the Board	26th May, 2018
g) Amount paid as advances if any	NIL
h) Date on which the special resolution was passed in general meeting as required under first proviso to Section 188	The approval of Shareholders will be obtained in the 53rd Annual General Meeting of the Company to be held on 21st July, 2018.

IV.

a) Name(s) of the related parties and nature of relationships	**Yashvardhan Jatia Trust (YJT),** a related party under Section 2(76)(v).
b) Nature of contracts/ arrangements/transaction	Arrangement to provide office premises at Jatia Chambers, 60, Dr. V. B. Gandhi Marg, Mumbai - 400001 as their office address for general correspondence relating to Trust matter.
c) Duration of the Contracts/ arrangements/transactions	Continuous Arrangement
d) Salient terms of contracts or arrangements or transactions including the value if any	1) Monetary value: Nil 2) Nature, material terms and particulars of arrangement: To use corporate office address of the Company as their office address for general correspondence relating to the trust matter.
e) Justification for entering into such contracts or arrangements or transactions	Mr. Arun Kumar Mahabir Prasad Jatia, Director of the Company and Mr. Gautam N. Jajodia, Chief Executive Officer (Marketing) of PPPL are Trustees of the Yashvardhan Jatia Trust and they are available at the Company's Corporate Office situated at Jatia Chambers, 60, Dr. V. B. Gandhi Marg, Mumbai - 400001. Therefore, for smooth administration of the Trust, the Company has given permission to Yashvardhan Jatia Trust to use corporate office address of the Company as their office address for general correspondence relating to the trust matter.
f) Date(s) of approval by the Board	26th May, 2018
g) Amount paid as advances if any	NIL
h) Date on which the special resolution was passed in general meeting as required under first proviso to Section 188	The approval of Shareholders will be obtained in the 53rd Annual General Meeting of the Company to be held on 21st July, 2018.

2. DETAILS OF CONTRACTS OR ARRANGEMENTS OR TRANSACTIONS AT ARM'S LENGTH BASIS:

I.

a) Name(s) of the related parties and nature of relationships	**Pudumjee Paper Products Limited (PPPL),** a related party under Section 2(76)(v).
b) Nature of contracts/ arrangements/transaction	Purchase of tissue papers, Napkins, Towels, etc. at Market based rates
c) Duration of the Contracts/ arrangements/transactions	Continuous arrangement.
d) Salient terms of contracts or arrangements or transactions including the value if any	Monetary value : About ₹ 10 Lakhs in financial year 2018-19.
e) Date(s) of approval by the Board	26th May, 2018
f) Amount paid as advances if any	NIL

II.

a) Name(s) of the related parties and nature of relationships	**Pudumjee Paper Products Limited (PPPL),** a related party under Section 2(76)(v).
b) Nature of contracts/ arrangements/transaction	Sale of Renewable Energy Certificate at the prevailing market price govern by the exchange.
c) Duration of the Contracts/ arrangements/transactions	Continuous arrangement.
d) Salient terms of contracts or arrangements or transactions including the value if any	Monetary value : About ₹ 80 Lakhs in financial year 2018-19.
e) Date(s) of approval by the Board	26th May, 2018
f) Amount paid as advances if any	NIL

On behalf of the Board of Directors,

A. K. Jatia
Executive Chairman

Place: Lonavala
Date : 26th May, 2018

Annexure - 6 A

Information as per Section 197 of the Companies Act, 2013 read with the Companies (Appointment & Remuneration) Rules, 2014 and forming part of the Directors' Report for the year ended 31st March, 2018.

Name & Age (Years)	Designation/ Nature of duties	Remuneration		Qualification & Experience (Years)	Date of commencement of employment	Last employed	
		Gross ₹	Net ₹			Name of the organisation	Position held
Mr. A. K. Jatia (55)	Executive Chairman	115,90,043	81,54,658	B.S. (Finance & Business Economics) (35)	01.06.2014	–	–
Mr. S. K. Bansal (58)	Whole Time Director & CFO	97,46,820	70,06,489	B.Com., ACA, ACS (35)	03.10.1984	A.F. Fergusson & Co.,	Asstt. Manager

Notes :

1) Gross remuneration as shown above includes salary, bonus, Company's contribution to Provident fund and Value of medical and other facilities but excludes provision for gratuity. Net remuneration is arrived at after deduction of Income Tax.

2) The nature and conditions of employment are non contractual. The employees are Whole-Time Directors of the Company during the year.

3) There is no employee drawing remuneration in excess of the remuneration drawn by the Executive Chairman, Whole time Director and who holds himself or along with his/her spouse and dependent children not less than two per cent of the equity shares of the Company.

4) None of the above employees is related to each other.

On behalf of the Board of Directors,

A. K. Jatia,
Executive Chairman.

Place : Lonavala
Date : 26th May, 2018

ANNEXURE - 6B

STATEMENT SHOWING THE RATIO OF THE REMUNERATION OF EACH DIRECTOR TO THE MEDIAN EMPLOYEE'S REMUNERATION AND SUCH OTHER DETAILS.

NUMBER OF PERMANENT EMPLOYEES OF THE COMPANY : 5

Sr. No.	Name of the Director Chief Financial Officer,Chief Executive Officer, Company Secretary	Designation	Remuneration of each Director Chief Financial Officer, Chief Executive Officer, Company Secretary (in INR)	Median remuneration of the employees (in INR)	Ratio for the financial year between D and E	Percentage increase in remuneration of each Director, Chief Financial Officer, Chief Executive Officer, Company Secretary in the financial year	Percentage increase in the median remuneration of employees in the financial year	Average percentile increase already made in the salaries of employees other than the Managerial Personnel	Percentile increase in the Managerial Remuneration
A	B	C	D	E	F	G	H	I	J
1	Mr. Arun kumar Mahabir Prasad Jatia	Executive Chairman & Whole time Director	1,15,90,043	12,42,659	9.33	NIL	8.73	8.73	Nil
2.	Mr.Surendra Kumar Bansal	Whole time director & Chief Financial Officer	97,46,820		7.84	NIL			
3.	Mr. R. M. Kulkarni	Company Secretary	17,84,376		1.44	–			

Above Remuneration is as per the Remuneration policy adopted by the Company.

On behalf of the Board of Directors,

A. K. Jatia,
Executive Chairman.

Place : Lonavala
Date : 26th May, 2018

ANNEXURE - 7

REPORT ON CORPORATE GOVERNANCE

The Directors present their Report on Corporate Governance as required by the SEBI guidelines and SEBI (Listing Obligations and Disclosure Requirements) Regulations, 2015:

Company's Philosophy on Code of Governance:

The Company's philosophy on Corporate Governance envisages transparency with integrity in all its dealings with its stakeholders including shareholders, employees, lenders and others.

Code of Conduct:

In tune with the corporate philosophy stated in the preceding para, the Board of Directors of the Company in its meeting held on 29th October, 2005 laid down a Code of Conduct for all the Board Members and Senior Management Personnel of the Company in terms of the requirement of clause 49 of the Listing Agreement and the SEBI (Listing Obligations and Disclosure Requirements) Regulations, 2015 (hereinafter referred to as 'Listing Regulations'). The Code of Conduct is displayed at the Company's website www.amjland.com. Affirmation regarding compliance with the Code of Conduct had been obtained from all Board Members and Senior Management Personnel of the Company. As required, a declaration duly signed by the Managing Director to the effect is appended.

BOARD PROCEDURE:

Board Meetings are held about four-five times a year. Detailed Agenda is sent to each Director well in advance of the meetings. The Directors are briefed at each Board Meeting regarding performance and working by the functional heads. In addition to matters statutorily requiring Board's approval, all major decisions of policy, strategic formulations, capital expenditure, new investments, major accounting policies are considered by the committees and/ Board. Board periodically reviews all the compliances of applicable laws affecting the Company.

MANAGEMENT DISCUSSION AND ANALYSIS:

Although the Real Estate business in general is showing recessionary trends, the residential project 'Greens' at Pune is well received in the market and is satisfactorily progressing and after completing 6th building, the plans for 7th building are being firmed up and it would be launched for booking at appropriate time. Having regard to the wide acceptability of the project, its location and the transparent practices which the Company and the venture follows, the Company does not expect any significant difficulty in marketing the 7th building when launched.

Development of 12 acres of land under Partnership arrangement and of about 2 acres land, both at Pune, are awaiting statutory clearances which are being pursued. Another project taken up at Village Ranjoli, Dist. Thane under Joint Venture arrangement in which the Company has 50% stake is decided not to be pursued in view of certain difficulties therein.

The 30 acres (approximate) of land at Pune is under occupation of Pudumjee Paper Products Ltd. in terms of Leave & License agreement entered into pursuant to the Scheme of Demerger sanctioned by the Mumbai High Court in 2016.

The three Wind Power Plants which cater to a Hospital and Pudumjee Paper Products Ltd., generated 59.97 lakhs Kwh during the year. The profitability of these plants has seen substantial erosion due to imposition of Government levies and charges as also by the reduction in sales prices of R.E. Certificates. The frequently changing policy of the Government which adversely affect supply under Open Access arrangement is a cause of concern. The Management is reviewing options to improve its profitability.

Segment wise financial performance is stated in the accompanying Accounts.

The existing internal controls of the Company are periodically reviewed by the audit Committee and are considered quite adequate.

Board of Directors:

The Board of Directors is comprised of 1 Promoter Director (Whole Time Director), 1 Whole-Time Director, 1 Managing Director, 1 Non-Executive Non-Independent Director and 5 Non- Executive Independent Directors. The Executive Chairman, Managing Director and the Whole-Time Director conduct the day to day management of the Company subject to the supervision and control of the Board of Directors.

The composition of the Board as on 31st March, 2018 is as under:

Directors	Category	Total number of Directorships in Public Companies as on 31st March, 2018.*	Total number of Membership of Committees of as on 31st March, 2018. +	Total number of Chairmanships of Committees as on 31st March, 2018. +
Executive Directors				
Mr. Arunkumar Mahabir Prasad Jatia	Executive Chairman	5	5	1
Mr. Ved Prakash Leekha	Managing Director	3	Nil	Nil
Mr. Surendra Kumar Bansal	Whole time Director & CFO	8	2	Nil
Non- Executive Directors				
Dr. Ashok Kumar	Non Independent Director	2	Nil	Nil
Mr. Gautam Khaitan	Independent Director	2	2	2
Mr. Nandan Damani	Independent Director	7	4	1
Mr. Bhupendra Champaklal Dalal	Independent Director	4	2	1
Mr. Vinod Kumar Beswal	Independent Director	4	4	3
Ms. Preeti Gautam Mehta	Independent Director	4	3	1

* includes Directorship in other Public Companies and AMJ Land Holdings Limited.

\+ Committees considered are Audit Committee and Stakeholders Relationship Committee, including in AMJ Land Holdings Limited.

\+ Total number of committee membership includes the Chairmanship also.

All the Directors have made disclosures regarding their Directorships as required under section 184 of the Companies Act, 2013 and on the committee position held by them in other Companies. None of the Directors of the Company is a Member of more than 10 Committees and Chairman of more than 5 Committees across all the public limited Companies in which he/she is a Director.None of the Directors of the Company are related to each other.

All Independent Directors have confirmed that they meet the 'Independence' criterion as mentioned under provisions of Listing Regulations and Section 149 of the Companies Act, 2013. The Independent Directors of the Company are actingas Independent Director in not more than Seven Listed Companies.Independent Director who is Whole Time Director in other Companyacts as Independent Director in not more than three Listed Companies. The Whole Time Directors of the Company are not Independent Directors in more than three Companies. During the year 2017-18,Five Board Meetings were held on the following dates:

20-05-2017	22-07-2017	02-09-2017
18-11-2017	10-02-2018	--

The Fifty SecondAnnual General Meeting (AGM) of the Company was held on 22nd July, 2017. The attendance of the Directors at these Meetings was as under:

Name of the Director	Number of Board Meetings Attended	Attendance at the last AGM
Mr. Arunkumar Mahabir Prasad Jatia	5	Yes
Mr. Ved Prakash Leekha	4	Yes
Mr. Surendra Kumar Bansal	5	Yes
Dr. Ashok Kumar	5	Yes
Mr. Gautam Khaitan	1	No
Mr. Nandan Damani	3	No
Mr. Bhupendra Champaklal Dalal	5	Yes
Mr. Vinod Kumar Beswal	5	No
Ms. Preeti Gautam Mehta	3	No

Details of Remuneration and sitting fees paid to Directors during the year

(In ₹)

Name of Directors	Sitting Fees*	Salaries	Perquisites & Benefits	Commission	Total
Mr. Arunkumar Mahabir Prasad Jatia	Nil	78,00,000	37,90,043	Nil	1,15,90,043
Mr. Ved Prakash Leekha	Nil	Nil	Nil	Nil	Nil
Mr. Surendra Kumar Bansal	Nil	62,40,000	35,06,820	Nil	97,46,820
Dr. Ashok Kumar	Nil	Nil	Nil	Nil	Nil
Mr. Gautam Khaitan	11,000	Nil	Nil	Nil	11,000
Mr. Nandan Damani	75,000	Nil	Nil	Nil	75,000
Mr. Bhupendra Champaklal Dalal	1,15,000	Nil	Nil	Nil	1,15,000
Mr. Vinod Kumar Beswal	1,15,000	Nil	Nil	Nil	1,15,000
Ms. Preeti Gautam Mehta	35,000	Nil	Nil	Nil	35,000

- Perquisites include housing/house rent allowance with electricity, gas, medical expenses, leave travel assistance, club fees, accident insurance, contribution to provident and Superannuation fund etc., but exclude provision for gratuity and pension.
- Severance fees, stock options and notice period are not applicable in case of Executive Directors.
- Non-Executive Directors' are entitled to regular sitting fees and re-imbursement of expenses incurred for attending each meeting of Board or Committee thereof, further Professional fees are payable on case to case basis to M/s. Kanga & Co., Advocates , in which Ms. PreetiGautam Mehta, (Non-Executive Independent Director of the Company) is a partner. The same may also be considered to be disclosures for all pecuniary relationship or transactions of the Non-Executive Director's vis-à-vis the Company in the Annual Report.
- The details for shares held by Directors as on 31-03-2018 are as under:

  Except Mr. Arunkumar Mahabir Prasad Jatia who holds 20,48,000 equity shares of ₹ 2/- each of the Company, none of the other Directors namely Mr. Ved Prakash Leekha, Mr. Surendra Kumar Bansal, Dr. Ashok Kumar, Mr. Gautam Khaitan, Mr. Nandan Damani, Mr. Vinod Kumar Beswal, Ms. Preeti Gautam Mehta hold any equity shares of the Company.

Appointment of Directors:

Pursuant to provision of Section 152(6) of the Companies Act, 2013 Independent Directors are not liable to retire by rotation and pursuant to Section 149 their appointment has been approved by shareholders for five years, Dr. Ashok Kumar, Non-Executive Non-Independent Director, retires by rotation at the ensuing Annual General Meeting, and being eligible, offer himself for re-appointment.

The Brief profile of appointee has given as under:

Name of the Director	Dr. Ashok Kumar
DIN	07111155
Age	62
Education	M.E. (Chemical) and Ph.D. (Pulp Processing)
Nature of expertise in specific functional areas;	Dr. Ashok Kumar has more than three decade's expertise in the Paper Industry as a technocrat with substantial exposure and a proven track record of improving operations and business performance.
Names of other Listed Companies in which the non-executive / executive director holds the directorship	Pudumjee Paper Products Limited
Names of the other Listed Companies membership of Committees of the non-executive / executive Director	Nil
Shareholding of non-executive / executive Director	Nil

There is no inter-se relationship with other Directors, Manager and other Key Managerial Personnel of the Company.

COMMITTEES OF DIRECTORS :

a) Audit Committee :

The Audit Committee consists of four Directors out of which three Independent Non-Executive Directors,they have vast experience and knowledge of corporate affairs and financial management and possess strong accounting and financial management expertise. The composition of Committee is as under:

Sr. No.	Name of the Directors	Designation
1.	Mr. Bhupendra Champaklal Dalal	Chairman
2.	Mr. Arunkumar Mahabir Prasad Jatia	Member
3.	Mr. Nandan Damani	Member
4.	Mr. Vinod Kumar Beswal	Member

Pursuant to provisions of Section 177 of the Companies Act, 2013 and the Listing Regulations, following revised terms of reference of this Committee are as under:

- the recommendation for appointment, remuneration and terms of appointment of auditors of the Company;
- approval of payment to statutory auditors for any other services rendered by the statutory auditors;
- review and monitor the auditor's independence and performance, and effectiveness of audit process;
- examination of the financial statement and the auditors' report thereon;
- approval or any subsequent modification of transactions of the company with related parties, grant omnibus approvals subject to fulfillment of certain conditions;
- scrutiny of inter-corporate loans and investments;
- valuation of undertakings or assets of the Company, wherever it is necessary;
- evaluation of internal financial controls and risk management systems;
- monitoring the end use of funds raised through public offers and related matters;
- To obtain outside legal and other professional advice;
- call for the comments of the auditors about internal control systems, the scope of audit, including the observations of the auditors and review of financial statement before their submission to the Board and may also discuss any related issues with the internal and statutory auditors and the management of the Company;
- Oversight of the Company's financial reporting process and the disclosure of its financial information to ensure that the financial statement is correct, sufficient and credible;
- Reviewing, with the management, the annual financial statements and auditor's report thereon before submission to the board for approval, with particular reference to:

  a) Matters required to be included in the Director's Responsibility Statement to be included in the Board's report in terms of clause (c) of sub-section 3 of section 134 of the Companies Act, 2013;

  b) Changes, if any, in accounting policies and practices and reasons for the same;

  c) Major accounting entries involving estimates based on the exercise of judgment by management;

  d) Significant adjustments made in the financial statements arising out of audit findings;

  e) Compliance with listing and other legal requirements relating to financial statements;

  f) Disclosure of any related party transactions;

  g) Qualifications in the draft audit report;
- Reviewing, with the management, the quarterly financial statements before submission to the board for approval;
- Reviewing, with the management, the statement of uses / application of funds raised through an issue (public issue, rights issue, preferential issue, etc.), the statement of funds utilized for purposes other than those stated in the offer document / prospectus / notice and the report submitted by the monitoring agency monitoring the utilisation of proceeds of a public or rights issue, and making appropriate recommendations to the Board to take up steps in this matter;
- Approval or any subsequent modification of transactions of the Company with related parties;
- Reviewing, with the management, performance of statutory and internal auditors, adequacy of the internal control systems;

- Reviewing the adequacy of internal audit function, if any, including the structure of the internal audit department, staffing and seniority of the official heading the department, reporting structure coverage and frequency of internal audit;
- Discussion with internal auditors of any significant findings and follow up there on;
- Reviewing the findings of any internal investigations by the internal auditors into matters where there is suspected fraud or irregularity or a failure of internal control systems of a material nature and reporting the matter to the Board;
- Discussion with statutory auditors before the audit commences, about the nature and scope of audit as well as post-audit discussion to ascertain any area of concern;
- To look into the reasons for substantial defaults in the payment to the depositors, debenture holders, shareholders (in case of non-payment of declared dividends) and creditors;
- To review the functioning of the Whistle Blower Mechanism;
- Approval of appointment of Chief Financial Officer after assessing the qualifications, experience and background, etc. of the candidate;
- Reviewing the following information:
  - a) management discussion and analysis of financial condition and results of operations;
  - b) statement of significant related party transactions (as defined by the audit committee), submitted by management;
  - c) management letters / letters of internal control weaknesses issued by the statutory auditors;
  - d) internal audit reports relating to internal control weaknesses; and
  - e) the appointment, removal and terms of remuneration of the chief internal auditor shall be subject to review by the audit committee.
  - f) statement of deviations:
    - (i) quarterly statement of deviation(s) including report of monitoring agency, if applicable, submitted to stock exchange(s) in terms of Regulation 32(1).
    - (ii) annual statement of funds utilized for purposes other than those stated in the offer document/prospectus/notice in terms of Regulation 32(7).

The Meetings of the Audit Committee are also attended by the Managing Director, Chief Finance Officer, the Statutory Auditors and the Internal Auditors. The Company Secretary acts as Secretary to the committee.

Four (4) Meetings of Committee were held during the year 2017-18 on the following dates:

20-05-2017	02-09-2017	18-11-2017
10-02-2018	--	--

The attendance at the Meetings were as under:

Sr. No.	Name of the Committee Members	Meetings Attended
1.	Mr. Bhupendra Champaklal Dalal	4
2.	Mr. Arunkumar Mahabir Prasad Jatia	4
3.	Mr. Nandan Damani	3
4.	Mr. Vinod Kumar Beswal	4

b) Nomination and Remuneration Committee :

The constitution and the terms of reference of the Nomination and Remuneration Committee are in compliance with the provisions of Section 178 of the Companies Act, 2013 and the Listing Regulations.

The Nomination and Remuneration Committee comprises of Mr. Bhupendra Champaklal Dalal, Mr. Vinod Kumar Beswal and Mr. Nandan Damani. Mr. Bhupendra Champaklal Dalal is Chairman of the Committee.

One Committee meeting were held on 20th May, 2017 and 10th February, 2018, during the year 2017-18. The attendances at these meetings were as under:

Sr. No.	Members	Meetings Attended
1.	Mr. Bhupendra Champaklal Dalal	2
2.	Mr. Vinod Kumar Beswal	2
3.	Mr. Nandan Damani	2

The detailed policy of the Company on Directors' appointment and remuneration including criteria for determining qualifications, of a Director and other matters and policy relating to the remuneration for the Directors, Key Managerial Personnel and other employees is annexed as respective annexure No. 9 to the Directors' Report in this annual report and can be viewed at company's website atwww.amjland.com.

c) Stakeholders Relationship Committee :

The Stakeholders Relationship Committee comprises of Mr. Gautam Khaitan (Chairman), Mr. Arunkumar Mahabir Prasad Jatia, and Mr. Surendra Kumar Bansal as its members.

Its terms of reference include review of complaints of shareholders/investors, Fixed Deposit holders the Company's performance on redressal of complaints and to look into the correspondence with Securities & Exchange Board of India (SEBI) and the Stock Exchanges concerning Investor's Complaints.

During the year 2017-18, the Company received 15 complaints from investors and No complaints were received through SEBI and No Complaint was received through Stock Exchange. The complaints received have been replied to and resolved. No complaints are pending for resolution. During the year there was no share transfer request pending.

Mr. Gautam Khaitan is the Chairman of the Committee. Company Secretary is the Compliance Officer of the Company.

Four Committee meetings were held on 20th May, 2017, 02nd September, 2017, 18th November, 2017 and 10th February, 2018, during the year 2017-18. The attendance at these meetings was as under:

Sr. No.	Members	Meetings Attended
1.	Mr. Gautam Khaitan	1
2.	Mr. Arunkumar Mahabir Prasad Jatia	4
3.	Mr. Surendra Kumar Bansal	4

d) Corporate Social Responsibility Committee:

The Corporate Social Responsibility Committee comprises of Four members of which Two including the Chairman of the Committee are Independent Directors. Details of the Committee are given in the Director's Report.

e) General Body Meetings :

i) Annual General Meetings held during the past three years and the following Special Resolutions were passed:

Date of Meeting, Time and Venue	Special Resolutions passed
19th September, 2015 12.00 noon (ST) Registered Office: Thergaon, Pune-411033.	i) Approval to appointment of and remuneration payable to Dr. Ashok Kumar (DIN: 07111155), as an Executive Director of the Company. ii) Approval to revision in remuneration of Mr. Arunkumar Mahabirprasad Jatia (DIN: 01104256), Executive Chairman of the Company with effect from 1st July, 2015. iii) Approval to the related party subsisting contracts. iv) Consent of shareholders for accepting of fixed deposits from the members and from the public in general. v) Approval to revision in remuneration of Mr. Ved Prakash Leekha (DIN: 00048568), the Managing Director of the Company. vi) Approval to revision in remuneration of Mr. S. K. Bansal (DIN: 00031115), the Whole-time Director of the Company.
17th September, 2016 11.30 a.m. (ST) Registered Office: Thergaon, Pune-411033.	i) Approval for the Change of name of the Company.
22nd July, 2017 11.30 a.m. (ST) Registered Office: Thergaon, Pune-411033.	i) Approval for the Change of name of the Company. ii) Approval to the remuneration of Mr. S. K. Bansal (DIN: 00031115), the Whole-time Director of the Company.

ii) Postal Ballot

During the year under review, no resolutions were passed through Postal Ballot.

COMPANY POLICIES:

The Board has adopted the following policies/programme:

(a) Policy on Related Party Transactions

(b) Policy for determining Material Subsidiary

(c) Whistle Blower Policy/Vigil Mechanisam

(d) Criteria For Selection of Candidates for Senior Management and Members on the Board of Directors

(e) Familiarisation programme for Independent Directors

(f) Policy on Board's Diversity

(g) Risk Policy & Procedures

(h) CSR Policy

(i) Archival policy

(j) Policy For Preservation of Documents

(k) Policy on Determination of Materiality For Disclosure(s)

The disclosure in respect of above policies/programmeis hosted on the website of the Company viz. www.amjland.com.

Meeting of Independent Directors:

As required under Companies Act 2013 and Listing Regulations, a meeting of the Independent Directors was held on 10th February, 2018, without the attendance of Non-Independent Directors and Members of the management.

The Independent Directors evaluate the performance of the Non-Independent Directors, wherein the evaluation of performance of the Non-Independent Directors, including the Chairman and also of the Board as a whole was made, against pre-defined and identified criteria.

Annual Evaluation of Board, its Committees and Directors:

As required under Companies Act, 2013 and Listing Regulations the Board has carried out an annual evaluation of its own performance, the Directors individually as well as the evaluation of the working of its Committees. The principles and guidelines given in the recently issued circular by SEBI vide circular no. SEBI/HO/CFD/CMD/CIR/P/2017/004 dated 5th January, 2017 has been taken into consideration while making the evaluations.

CEO/CFO Certification:

As required under the Regulation 17(8) of the Listing Regulations, the Managing Director and the Director (Finance) & CFO of the Company have certified to the Board that Audited Financial Statements for the Financial Year ended 31st March, 2018 do not contain any untrue statement and that these statements represent a true and fair view of the Company's affairs and other matters as specified there under.

Disclosures :

a) As disclosed in the accompanying accounts, wherever required, full provision has been made relating to transactions with subsidiary and associate Companies.

b) There were no instances of non compliance by the Company, nor were any penalties or strictures imposed on the Company by Stock Exchanges, SEBI or any statutory authority on any matter relating to capital markets during the last three years.

c) All the Mandatory requirements of the SEBI (Listing Obligation and Disclosure Requirements) Regulations, 2015, have been complied with as detailed in this annexure. The Company has also complied Non-mandatory requirements of the Listing Regulations such as : a) Separate posts of Chairman and Managing Director b) unmodified audit opinion.

   The Company has complied with corporate governance requirements specified in regulations 17 to 27 and Clauses (b) to (i) of sub-regulation (2) of regulation 46 of the SEBI (Listing Obligations and Disclosure Requirements) Regulations, 2015.

d) In terms of Listing Regulations, the Company has its "Risk Management Policy and Mitigation Measures" and is adoptedby the Board. The Board/Audit Committee periodically reviews the risks and the measures to mitigate the same.

e) Whistle Blower Policy/ Vigil Mechanism:

   The Company has formulated a policy "Whistle Blower Policy / Vigil Mechanism", wherein the Employees/ Directors/Stakeholders of the Company are free to report any unethical or improper activity, actual or suspected fraud or violation of the Company's Code of Conduct. This mechanism provides safeguards against victimization of Employees, who report under the said mechanism.The said policy may be referred to, at the Company's website at -www.amjland.com.

   The Company affirms that no Director or employee has been denied access to the Audit Committee during financial year ended on 31st March, 2018.

f) Subsidiary Companies:

   Regulation 16 of Listing Regulations defines, a "Material Subsidiary" as subsidiary, whose income or net worth exceeds 20% of the Consolidated Income or Net Worth respectively, of the listed entity and its subsidiaries in the immediately preceding accounting year.

   In view of above, the Company did not have any "Material non-listed Indian Subsidiary" during the year under review.

g) Disclosure of commodity price risks and commodity hedging activities: Not Applicable

h) Foreign exchange risk and hedging activities:

   The Company usually takes short term cover against foreign exchange rates moving upwards and guards against possible losses.

Means of Communication

a) The Company has published its quarterly and half yearly and yearly results giving the required particulars in the "Financial Express"/"Economic Times" and "Loksatta"/Maharashtra Times (Regional Language).

b) These results are also posted on Company's website at www.amjland.com.

c) The Company has created a dedicated E-mail ID for investor's complaints viz. inv_compl_ppm@pune.pudumjee.com.

d) The Management Discussion and Analysis is part of the Annual Report of the Directors to the Shareholders of the Company.

e) The Code of Conduct adopted by the Board of Directors is also posted on Company's aforesaid website.

f) During the year, no presentation has been made to any institutional investors or to the analysts.

Disclosure of shares lying In the Unclaimed Suspense Account

Pursuant to Regulation 39 of the SEBI (Listing Obligations and Disclosure Requirements) Regulations, 2015 the details in respect of the shares lying in the unclaimed suspense account till March 31, 2018 is as under:

Particulars	No. of Shareholders	No. of Shares
Aggregate number of Shareholders and outstanding shares held in the Unclaimed Suspense Account as on 1st April, 2017	502*	3,37,715*
Number of Shareholders / legal heirs who approached the Company for transfer of shares from the Unclaimed Suspense Account	3	3080
Number of Shareholders / legal heirs to whom the shares were transferred from the Unclaimed Suspense Account upon receipt and verification of necessary documents	3	3080
Aggregate number of Shareholders and outstanding shares held in the Unclaimed Suspense Account as on 31st March, 2018	62	31,530

* Pursuant to Section 124(6) of the Companies Act, 2013, read with the Investor Education & Protection Fund Authority (Accounting, Audit, Transfer and Refund) Rules, 2016 ('IEPF Authority'), as amended, the Company had transferred 3,03,105 Equity Shares held in 437 folio to IEPF Authority.

Voting rights in respect of the aforesaid 31,530 shares held in the Unclaimed Suspense Account will remain frozen till the time such shares are claimed by the concerned Shareholders.

Shareholders may get in touch with the Company/ RTA for any further information in this matter.

General Information for Shareholders:

	Annual General Meeting	
1.	Date & Time	Saturday 21st July, 2018 at 11.30 a.m.
2.	Venue of AGM	Registered Office of the Company at Thergaon, Pune 411 033.
3.	Financial Year	1st April to 31st March
	Financial Calendar (Tentative)	
1.	Date of Book Closure	From Tuesday, the10th day of July, 2018 to Saturday, the 21st day of July, 2018.
2.	Last date for receipt of Proxy Form	Thursday19th July, 2018 by 11.30 a.m.
3.	Dividend Payment Date	01st August, 2018
4.	Board Meeting for Consideration of unaudited results for first three quarters	Within 45 days from the end of the each quarter
5	**Listing on Stock Exchanges and Scrip code:**	
	BSE Ltd. Phiroze Jeejibhoy Towers 25th Floor, Dalal Street, Mumbai 400 001.	500343
	The National Stock Exchange of India Ltd. Exchange Plaza, 5th Floor, Plot No.C/1, G Block, Bandra-Kurla Complex, Bandra (E), MUMBAI 400 051.	AMJLAND
	NSDL and CDSL Dematstock code	INE606A01024
6	E-mail ID for Investor Complaints	inv_compl_ppm@pune.pudumjee.com
7	Registrars & Share Transfer Agents:	Karvy Computershare Pvt. Ltd. Karvy Selenium Tower B, Plot No. 31 & 32 Gachibowli, Financial District, Nanakramguda, Serilingampally, Hyderabad - 500 032 Tel. : 91-40-44655000 Fax : 91-40-23420814 E-mail: einward.ris@karvy.com
		This is a Common Agency looking after all the work related to share registry in terms of both physical and electronic connectivity (as per directions of SEBI) the details are as under; The Shareholders/investors can approach M/s. Karvy Computershare Pvt. Ltd. at any of its service centres throughout the country for any of their queries relating to share transfer, dividend etc. (Note: Shareholders holding shares in Electronic Mode should address all correspondence to their respective Depository Participants).
8	Any other inquiry:	The Company Secretary, AMJ Land Holdings Limited (formerly known as Pudumjee Pulp & Paper Mills Limited) Thergaon, Pune 411 033. Tel. : 91-20-30613333 Fax. : 91-20-40773388 E-mail : sk@pune.pudumjee.com
9	Plant/Registered office	Thergaon, Pune 411 033.

Market share Price Data: (In ₹)

Month / Index	Bombay Stock Exchange			National Stock Exchange		
Month	**High Price**	**Low Price**	**Close Price**	**High Price**	**Low Price**	**Close Price**
April-17	25.75	19.40	21.25	25.25	19.25	21.25
May-17	28.05	20.40	23.85	28.10	21.25	23.85
June-17	24.75	20.20	21.95	24.75	20.15	21.90
July-17	27.10	21.15	22.75	26.80	20.55	22.60
August-17	24.50	20.00	23.30	24.50	20.60	23.35
September-17	28.50	22.35	24.30	28.40	22.05	24.00
October-17	25.90	22.70	23.95	25.50	22.55	24.10
November-17	26.85	23.45	24.55	26.65	23.25	24.60
December-17	33.50	24.20	30.00	33.40	24.20	30.10
January-18	35.55	24.50	25.45	35.45	24.80	25.55
February-18	30.00	23.20	26.10	29.70	23.30	25.95
March-18	27.20	22.10	22.75	27.00	21.05	22.95

Stock Performance in comparison to BSE Sensex

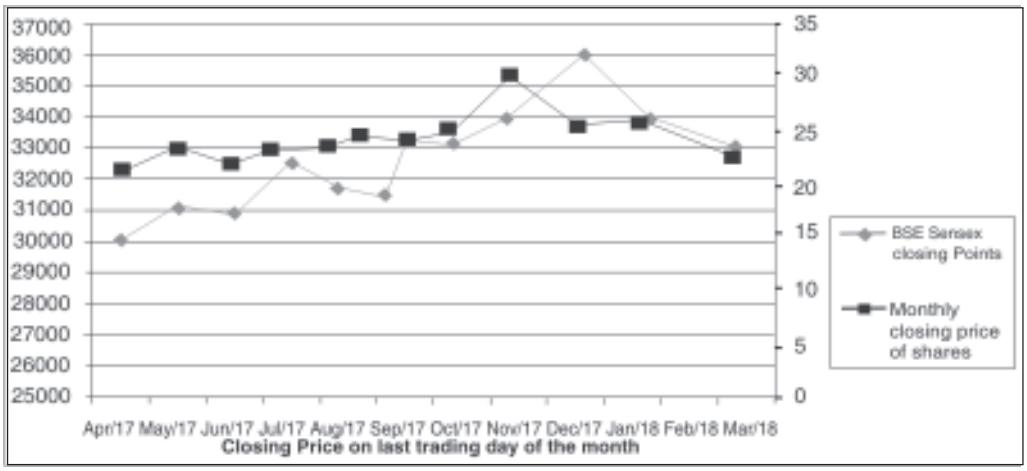

Stock Performance in comparison to NSE NIFTY

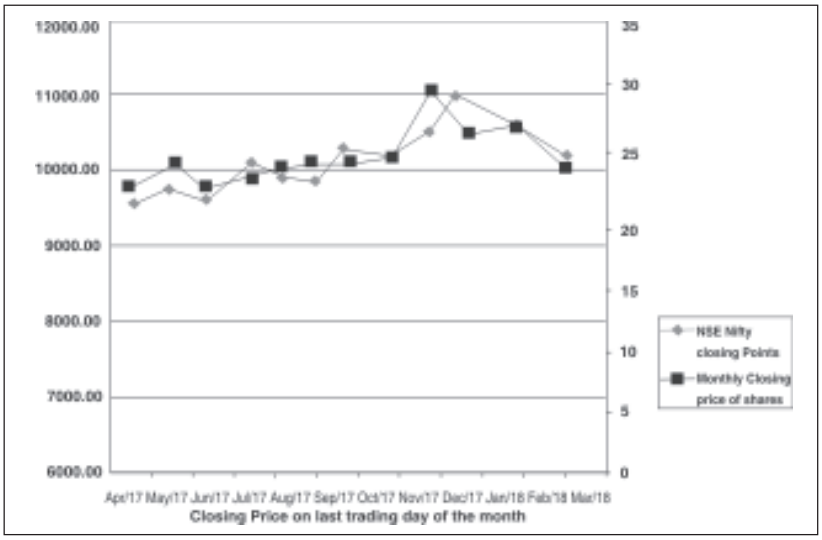

Shareholding pattern and distribution pattern of shares as at 31st March, 2018:

SHAREHOLDING PATTERN			DISTRIBUTION OF SHAREHOLDING		
Category of shareholder	**No. of shares**	**% of shares held**	**No. of shares**	**No. of shareholders**	**No. of Shares held**
PROMOTER AND PROMOTER GROUP			1-5000	8,513	44,46,287
Individual /Hindu Undivided Family	20,48,100	4.99	5001- 10000	407	16,00,475
Bodies Corporate & Trust	2,22,71,261	54.32	10001- 20000	165	12,45,701
Individuals (Non-Resident Individuals / Foreign Individuals)	10,00,000	2.44	20001- 30000	53	6,61,024
PUBLIC SHAREHOLDING			30001- 40000	38	7,05,674
Financial Institutions/ Banks	1,430	0	40001- 50000	12	2,68,758
NBFC Registered with RBI	10,501	0.03	50001- 100000	32	11,34,159
Insurance Companies	250	0	100001 & Above	31	3,09,37,922
Bodies Corporate	24,17,542	5.90			
Individuals	1,25,64,452	30.65			
Non resident Indians	1,92,103	0.47			
Clearing Members	9,854	0.02			
Investor Education Protection Fund Authority Ministry of Corporate Affairs	4,84,507	1.18			
GRAND TOTAL	**4,10,00,000**	**100.00**	**GRAND TOTAL**	**9,251**	**4,10,00,000**

Dematerialization of Shares and Liquidity as on 31st March, 2018

Physical Form	:	2.08%
Dematerialized Form	:	97.92%

Trading in equity shares of the Company is permitted in dematerialized form only as per the notification issued by Securities and Exchange Board of India (SEBI). Non-promoters" share holding is 38.25%.

Listing fees:

Listing fees for the year 2017-2018 have been paid in full to BSE Ltd. and National Stock Exchange of India Ltd.

Share Transfer System:

The Share transfers in physical form are presently processed and the Share Certificates returned within a period of 15 days from the date of receipt subject to the documents being in order in all respects. With a view to expediting the process of Share Transfer, the Board of Directors constituted the Share Transfer Committee for approval of transfer of shares of the Company.

Certificate of Compliance:

The Certificate of Compliance with requirements of Corporate Governance by the Company, issued by M/s Parikh & Associates, Company Secretaries is annexed.

On behalf of the Board of Directors,

A. K. Jatia,
Executive Chairman.

Place : Lonavala
Date : 26th May, 2018

DECLARATION BY THE MANAGING DIRECTOR REGARDING AFFIRMATION OF CODE OF CONDUCT

To
The Members of AMJ Land Holdings Limited

I, Mr. V. P. Leekha, Managing Director of AMJ Land Holdings Limited (formerly known as Pudumjee Pulp & Paper Mills Limited), declare that all the Members of the Board of Directors and Senior Management Personnel have affirmed compliance with the Code of Conduct for the year ended 31st March, 2018.

V. P. Leekha
Managing Director

Place : Lonavala
Date : 26th May, 2018

PRACTISING COMPANY SECRETARIES' CERTIFICATE ON CORPORATE GOVERNANCE

To the Members of
AMJ Land Holdings Limited
(Formerly known as Pudumjee Pulp & Paper Mills Limited)

We have examined the compliance of the conditions of Corporate Governance by AMJ LAND HOLDINGS LIMITED (Formerly Pudumjee Pulp & Paper Mills Limited) ('the Company') for the year ended on March 31, 2018, as stipulated under Regulations 17 to 27, clauses (b) to (i) of sub-regulation (2) of Regulation 46 and para C, D & E of Schedule V of the Securities and Exchange Board of India (Listing Obligations and Disclosure Requirements) Regulations, 2015 ("SEBI Listing Regulations").

The compliance of the conditions of Corporate Governance is the responsibility of the management. Our examination was limited to the review of procedures and implementation thereof, as adopted by the Company for ensuring compliance with conditions of Corporate Governance. It is neither an audit nor an expression of opinion on the financial statements of the Company.

In our opinion and to the best of our information and according to the explanations given to us, and the representations made by the Directors and the management, we certify that the Company has complied with the conditions of Corporate Governance as stipulated in the SEBI Listing Regulations for the year ended on March 31, 2018.

We further state that such compliance is neither an assurance as to the future viability of the Company nor of the efficiency or effectiveness with which the management has conducted the affairs of the Company.

For Parikh & Associates
Practising Company Secretaries

P. N. Parikh
FCS : 327 CP : 1228

Mumbai, 26th May, 2018

ANNEXURE - 8

FORM NO. MGT-9

EXTRACT OF ANNUAL RETURN

As on the financial year ended on 31st March, 2018
[Pursuant to section 92(3) of the Companies Act, 2013 and rule 12(1) of the Companies (Management and Administration) Rules, 2014]

I. REGISTRATION AND OTHER DETAILS :

i)	CIN :	L21012MH1964PLC013058
ii)	Registration Date	19/11/1964
iii)	Name of the Company	AMJ Land Holdings Limited (formerly known as Pudumjee Pulp & Paper Mills Limited)
iv)	Category / Sub-Category of the Company	Public Company Limited by Shares
v)	Address of the Registered office and contact details	Thergaon, Pune- 411033. Tel. : 91-20-30613333 Fax. : 91-20-40773388
vi)	Whether listed company	Yes
vii)	Name, Address and Contact details of Registrar and Transfer Agent, if any	M/s. Karvy Computershare Pvt. Ltd. Karvy Selenium Tower B, Plot No. 31 & 32, Gachibowli, Financial District, Nanakramguda, Serilingampally, Hyderabad – 500 032. Tel. : 91-40-44655000 Fax. : 91-40-23420814

II. PRINCIPAL BUSINESS ACTIVITIES OF THE COMPANY

All the business activities contributing 10 % or more of the total turnover of the Company shall be stated:

Sr. No.	Name and Description of main products / services	NIC Code of the Product/ service	% to total turnover of the Company
1	Real Estate	70	88.75
2	Sale of Wind Power	35106	11.25

III. PARTICULARS OF HOLDING, SUBSIDIARY AND ASSOCIATE COMPANIES

SR. NO.	NAME AND ADDRESS OF THE COMPANY	CIN/GLN	HOLDING/ SUBSIDIARY/ ASSOCIATE	% OF SHARES HELD	APPLICABLE SECTION
1	Pudumjee Investment & Finance Company Limited, Thergaon, Pune- 411033.	U65993PN1991PLC062635	Subsidiary	100%	Section 2(87)
2	Pudumjee Plant Laboratories Limited, Thergaon, Pune- 411033.	U01122PN1994PLC021609	Associate	27.11%	Section 2(6)
3	GCORP Township Private Limited. 701, 7th Floor, 'Parmeshwari Centre', Plot No.18, Dalmia Estate,Off. L.B.S. Marg, Mulund (West) Mumbai - 400080.	U70102MH2015PTC263666	Joint Venture	50.00%	Section 2(6)

IV. SHARE HOLDING PATTERN (Equity Share Capital Breakup as percentage of Total Equity)

(i) Category-wise Share Holding

Category of Shareholders		No. of Shares held at the beginning of the year 01-04-2017				No. of Shares held at the end of the year 31-03-2018				% Change during the year
		Demat	Physical	Total	% of Total Shares	Demat	Physical	Total	% of Total Shares	
A	**Promoters**									
1)	**Indian**									
a)	Individual/HUF	20,48,100	0	20,48,100	4.99	20,48,100	0	20,48,100	4.99	0.00
b)	Central Govt.	0	0	0	0.00	0	0	0	0.00	0.00
c)	State Govt. (s)	0	0	0	0.00	0	0	0	0.00	0.00
d)	Bodies Corp.	1,74,37,404	0	1,74,37,404	42.53	1,74,37,404	0	1,74,37,404	42.53	0.00
e)	Banks / FI	0	0	0	0.00	0	0	0	0.00	0.00
f)	Any Other	47,33,857	0	47,33,857	11.55	48,33,857	0	48,33,857	11.79	0.24
	Sub-total (A) (1):-	**2,42,19,361**	**0**	**2,42,19,361**	**59.07**	**2,43,19,361**	**0**	**2,43,19,361**	**59.31**	**0.24**
2)	**Foreign**									
a)	NRIs - Individuals	10,00,000	0	10,00,000	2.44	10,00,000	0	10,00,000	2.44	0.00
b)	Other – Individuals	0	0	0	0.00	0	0	0	0.00	0.00
c)	Bodies Corp.	0	0	0	0.00	0	0	0	0.00	0.00
d)	Banks / FI	0	0	0	0.00	0	0	0	0.00	0.00
e)	Any Other	0	0	0	0.00	0	0	0	0.00	0.00
	Sub-total (A) (2) :	**10,00,000**	**0**	**10,00,000**	**2.44**	**10,00,000**	**0**	**10,00,000**	**2.44**	**0.00**
Total shareholding of Promoter (A) = (A)(1)+(A)(2)		**2,52,19,361**	**0**	**2,52,19,361**	**61.51**	**2,53,19,361**	**0**	**2,53,19,361**	**61.75**	**0.24**
B	**Public Shareholding**									
1)	**Institutions**									
a)	Mutual Funds	0	250	250	0.00	0	0	250	0.00	0.00
b)	Banks / FI	1,275	405	1,680	0.00	1,275	155	1,430	0.00	0.00
c)	Central Govt.	0	0	0	0.00	0	0	0	0.00	0.00
d)	State Govt. (s)	0	0	0	0.00	0	0	0	0.00	0.00
e)	Venture Capital Funds	0	0	0	0.00	0	0	0	0.00	0.00
f)	Insurance Companies	0	250	250	0.00	0	250	0	0.00	0.00
g)	FIIs	0	0	0	0.00	0	0	0	0.00	0.00
h)	Foreign Venture Capital Funds	0	0	0	0.00	0	0	0	0.00	0.00
i)	Others (specify)	0	0	0	0.00	0	0	0	0.00	0.00
	Sub-total (B) (1) :	**1,275**	**905**	**2,180**	**0.00**	**1,275**	**405**	**1,680**	**0.00**	**0.00**
2)	**Non-Institutions**									
a)	Bodies Corp.									
	i) Indian	31,61,667	4,400	31,66,067	7.72	24,13,142	4,400	24,17,542	5.90	(1.82)
	ii) Overseas	0	0	0	0.00	0	0	0	0.00	0.00
b)	Individuals									
	i) Individual shareholders holding nominal share capital upto ₹ 1 lakhs	89,40,027	10,03,191	99,43,218	24.25	82,34,407	8,18,891	90,53,298	22.08	(2.17)
	ii) Individual shareholders holding nominal share capital in excess of ₹ 1 lakhs	24,11,195	0	24,11,195	5.88	35,11,154	0	35,11,154	8.56	2.68
c)	Others (specify)									
	Non -resident Indians	1,87,838	50,250	2,38,088	0.59	1,60,853	31,250	1,92,103	0.47	(0.12)
	Clearing Members	19,490	0	19,490	0.05	9,854	0	9,854	0.02	(0.03)
	NBFC	401	0	401	0.00	10,501	0	10,501	0.03	0.03
	Investor Education Protection Fund Authority Ministry of Corporate Affairs	0	0	0	0.00	4,84,507	0	4,84,507	1.18	1.18
	Sub-total (B) (2) :	**1,47,20,618**	**10,57,841**	**1,57,78,459**	**38.49**	**1,48,24,418**	**8,54,541**	**1,56,78,959**	**38.25**	**(0.24)**
Total Public Shareholding (B)=(B)(1)+ (B)(2)		**1,47,21,893**	**10,58,746**	**1,57,80,639**	**38.49**	**1,48,25,693**	**8,54,946**	**1,56,80,639**	**38.25**	**(0.24)**
C	**Shares held by Custodian for GDRs & ADRs**	0	0	0	0	0	0	0	0	0.00
	Grand Total (A+B+C)	**3,99,41,254**	**10,58,746**	**4,10,00,000**	**100.00**	**4,01,45,054**	**8,54,946**	**4,10,00,000**	**100.00**	**0.00**

(ii) Shareholding of Promoters

Sr. No.	Shareholder's Name	Shareholding at the beginning of the year			Shareholding at the end of the year			% change in share holding during the year
		No. of Shares	% of Total Shares of the Company	% of Shares Pledged / encumbered to total shares	No. of Shares	% of Total Shares of the Company	% of Shares Pledged / encumbered to total shares	
1	Arun Kumar Mahabir Prasad Jatia	20,48,000	4.99	0	20,48,000	4.99	0	0.00
2	Vrinda Jatia	5,00,000	1.22	0	5,00,000	1.22	0	0.00
3	Vasudha Jatia	5,00,000	1.22	0	5,00,000	1.22	0	0.00
4	Yashvardhan Jatia	100	0	0	100	0	0	0.00
5	Thacker And Co. Ltd.	63,68,253	15.53	0	63,68,253	15.53	0	0.00
6	Pudumjee Industries Ltd.	34,12,850	8.32	0	34,12,850	8.32	0	0.00
7	Suma Commercial Private Limited	51,23,036	12.50	0	51,23,036	12.50	0	0.00
8	Chem Mach Pvt. Ltd.	25,33,265	6.17	0	25,33,265	6.17	0	0.00
9	Yashvardhan Jatia Trust (Arun Kumar Mahabir Prasad Jatia, Gautam N Jajodia, Trustees of The Trust)	47,33,857	11.55	0	48,33,857	11.79	0	0.24

(iii) Change in Promoters' Shareholding (please specify, if there is no change)

Name of the Promoter	Shareholding at beginning of the year (01-04-2017)		Date wise Increase /Decrease in Promoters Share holding during the year specifying the reasons for increase / decrease				Cumulative Shareholding during the year		At the End of the year (31-03-2018)	
	No. of Shares	% of total shares of the Company	Increase / Decrease	Reasons for change	No. of shares increasing/ decreased	Date of change in shareholding D/M/Y	No. of shares	% of total shares of the Company	No. of Shares	% of Shares held
Yashvardhan Jatia Trust (Arun Kumar Mahabir Prasad Jatia, Gautam N Jajodia Trustees of The Trust)	47,33,857	11.55	Increase	Acquisition of Shares	1,00,000	23/01/2018	48,33,857	11.79	48,33,857	11.79

During the year, except above mentioned change, there were no change(s) in the Shareholding of other promoters.

(iv) Shareholding Pattern of top ten Shareholders (other than Directors, Promoters and Holders of GDRs and ADRs):

For Each of the Top 10 Shareholders		Shareholding at beginning of the year (01-04-2017)		Date wise Increase /Decrease in Shareholding during the year specifying the reasons for increase / decrease@			Cumulative Shareholding during the year	
Sr. No.	Name of the Shareholders	No of Shares	% of total shares of the Company	Reasons for change	Date of change in shareholding D/M/Y	No. of shares increas/ decrease@	No. of shares	% of total shares of the Company
1	HALAN PROPERTIES PRIVATE LIMITED	16,50,000	4.02	Decrease	15.12.2017	1,00,000	15,50,000	3.78
				Decrease	05.01.2018	20,000	15,30,000	3.73
				At the End of the Year	31.03.2018	-	15,30,000	3.73
2	MANJU GAGGAR	3,69,000	0.90	Increase	08.09.2017	89,320	4,58,320	1.12
				At the End of the Year	31.03.2018	-	4,58,320	1.12
3	DILIP THAKKAR	3,25,372	0.79	Increase	15.09.2017	20,415	3,45,787	0.84
				Increase	22.09.2017	25,027	3,70,814	0.90
				Increase	29.09.2017	8,040	3,78,854	0.92
				Increase	06.10.2017	1,64,650	5,43,504	1.33
				Increase	13.10.2017	84,239	6,27,743	1.53
				Increase	20.10.2017	32,438	6,60,181	1.61
				Increase	27.10.2017	68,643	7,28,824	1.78
				Increase	31.10.2017	10,436	7,39,260	1.80
				Increase	03.11.2017	46,388	7,85,648	1.92
				Increase	10.11.2017	7,468	7,93,116	1.93

(iv) Shareholding Pattern of top ten Shareholders (other than Directors, Promoters and Holders of GDRs and ADRs):

For Each of the Top 10 Shareholders		Shareholding at beginning of the year (01-04-2017)		Date wise Increase /Decrease in Shareholding during the year specifying the reasons for increase / decrease@			Cumulative Shareholding during the year	
Sr. No.	Name of the Shareholders	No of Shares	% of total shares of the Company	Reasons for change	Date of change in shareholding D/M/Y	No. of shares increas/ decrease@	No. of shares	% of total shares of the Company
				Increase	02.02.2018	36,668	8,29,784	2.02
				Increase	09.02.2018	14,616	8,44,400	2.06
				Increase	16.02.2018	16,046	8,60,446	2.10
				Increase	02.03.2018	1,759	8,62,205	2.10
				Increase	09.03.2018	14,882	8,77,087	2.14
				Increase	23.03.2018	4,752	8,81,839	2.15
				Increase	30.03.2018	8,823	8,90,662	2.17
				At the End of the Year	31.03.2018	-	8,90,662	2.17
4	HANUMAN PRASAD BIRLA	3,00,000	0.73	At the End of the Year	31.03.2018	-	3,00,000	0.73
5	MUKTILAL GANULAL PALDIWAL	2,11,676	0.52	Increase	02.06.2017	8,000	2,19,676	0.54
				Increase	09.06.2017	1,000	2,20,676	0.54
				Increase	16.06.2017	1,000	2,21,676	0.54
				Increase	07.07.2017	2,500	2,24,176	0.55
				Increase	14.07.2017	2,911	2,27,087	0.55
				Increase	21.07.2017	2,590	2,29,677	0.56
				Increase	11.08.2017	5,010	2,34,687	0.57
				Increase	18.08.2017	2,085	2,36,772	0.58
				Increase	15.12.2017	5,000	2,41,772	0.59
				Decrease	05.01.2018	2,000	2,39,772	0.58
				Increase	09.02.2018	706	2,40,478	0.59
				Increase	02.03.2018	19,762	2,60,240	0.63
				Decrease	02.03.2018	19,762	2,40,478	0.59
				Increase	23.03.2018	2,000	2,42,478	0.59
				At the End of the Year	31.03.2018	-	2,42,478	0.59
6	SAURABH RANJIT PARIKH	1,85,000	0.45	Increase	26.05.2017	5,000	1,90,000	0.46
				Increase	02.06.2017	10,000	2,00,000	0.49
				Increase	16.06.2017	2,000	2,02,000	0.49
				Increase	30.06.2017	4,000	2,06,000	0.50
				Increase	14.07.2017	10,000	2,16,000	0.53
				Increase	21.07.2017	4,000	2,20,000	0.54
				Increase	28.07.2017	8,000	2,28,000	0.56
				Increase	04.08.2017	9,000	2,37,000	0.58
				Increase	11.08.2017	7,000	2,44,000	0.60
				Increase	18.08.2017	2,000	2,46,000	0.60
				Increase	25.08.2017	1,000	2,47,000	0.60
				Increase	01.09.2017	7,000	2,54,000	0.62
				Increase	08.09.2017	1,000	2,55,000	0.62
				Increase	17.11.2017	1,000	2,56,000	0.62
				Decrease	29.12.2017	10,000	2,46,000	0.60
				Decrease	05.01.2018	45,576	2,00,424	0.49
				Decrease	12.01.2018	15,424	1,85,000	0.45
				At the End of the Year	31.03.2018	-	1,85,000	0.45
7	NISHANT R PARIKH	1,80,000	0.44	Increase	07.04.2017	1,647	1,81,647	0.44
				Increase	14.04.2017	450	1,82,097	0.44
				Increase	26.05.2017	7,903	1,90,000	0.46
				Increase	02.06.2017	1,344	1,91,344	0.47
				Increase	16.06.2017	1,490	1,92,834	0.47
				Increase	23.06.2017	3,150	1,95,984	0.48

(iv) Shareholding Pattern of top ten Shareholders (other than Directors, Promoters and Holders of GDRs and ADRs):

For Each of the Top 10 Shareholders		Shareholding at beginning of the year (01-04-2017)		Date wise Increase /Decrease in Shareholding during the year specifying the reasons for increase / decrease@			Cumulative Shareholding during the year	
Sr. No.	Name of the Shareholders	No of Shares	% of total shares of the Company	Reasons for change	Date of change in shareholding D/M/Y	No. of shares increas/ decrease@	No. of shares	% of total shares of the Company
				Increase	30.06.2017	2,610	1,98,594	0.48
				Increase	07.07.2017	266	1,98,860	0.49
				Increase	14.07.2017	1,140	2,00,000	0.49
				Increase	04.08.2017	7,175	2,07,175	0.51
				Increase	11.08.2017	450	2,07,625	0.51
				Increase	18.08.2017	1,361	2,08,986	0.51
				Increase	01.09.2017	2,001	2,10,987	0.51
				Increase	15.09.2017	375	2,11,362	0.52
				Decrease	15.12.2017	5,833	2,05,529	0.50
				Decrease	22.12.2017	16,610	1,88,919	0.46
				Decrease	29.12.2017	9,577	1,79,342	0.44
				Decrease	05.01.2018	66,980	1,12,362	0.27
				Decrease	12.01.2018	15,000	97,362	0.24
				Increase	09.02.2018	12,638	1,10,000	0.27
				Increase	09.03.2018	650	1,10,650	0.27
				Increase	16.03.2018	600	1,11,250	0.27
				Increase	23.03.2018	1,150	1,12,400	0.27
				Increase	30.03.2018	2,600	1,15,000	0.28
				At the End of the Year	31.03.2018	-	1,15,000	0.28
8	GAYATRI GAGGAR	1,79,252	0.44	Increase	22.09.2017	50,000	2,29,252	0.56
				At the End of the Year	31.03.2018	-	2,29,252	0.56
9	NANDKISHORE AGARWAL	1,67,059	0.41	Decrease	26.01.2018	1,00,000	67,059	0.16
				At the End of the Year	31.03.2018	-	67,059	0.16
10	SUPERWAYS INVESTMENT AND FINANCE PRIVATE LIMITED	1,38,569	0.34	Decrease	06.10.2017	83,134	55,435	0.14
				Decrease	13.10.2017	55,435	-	-
				At the End of the Year	31.03.2018	-	-	-

@ Based on the beneficiary positions as at end of the each week (purchase/sale).

(v) Shareholding of Directors and Key Managerial Personnel:

Sr. No.	Name of the Each Directors and Key Managerial Personnel	Shareholding at the beginning of the year		Cumulative Shareholding during the year		Shareholding At the End of the year	
		No. of shares	% of Total shares of the Company	No. of shares	% of Total shares of the Company	No. of shares	% of Total shares of the Company
1	Mr. Arunkumar Mahabir Prasad Jatia	20,48,000	4.99	------	-------	20,48,000	4.99
2	Mr. Ved Prakash Leekha	-----	-----	-----	-----	-----	-----
3	Mr. Surendra Kumar Bansal	-----	-----	-----	-----	-----	-----
4	Dr. Ashok Kumar	-----	-----	-----	-----	-----	
5	Mr. Gautam Khaitan	-----	-----	-----	-----	-----	-----
6	Mr. Nandan Damani	-----	-----	-----	-----	-----	-----
7	Mr. Bhupendra Champaklal Dalal	-----	-----	-----	-----	-----	-----
8	Mr. Vinod Kumar Beswal	-----	-----	-----	-----	-----	-----
9	Mrs. Preeti Gautam Mehta	-----	-----	-----	-----	-----	-----
10	Mr. R. M. Kulkarni	500	0.001	-----	-----	500	0.001

V. INDEBTEDNESS

Indebtedness of the Company including interest outstanding/accrued but not due for payment;

(In ₹)

		Secured Loans excluding deposits		Unsecured	Fixed Deposit	Total
		Cash credit	Term Loan	Loans	Accepted	Indebtedness
		Indebtedness at the beginning of the year				
i)	Principal amount	0	1,55,85,179	0	0	1,55,85,179
ii)	Interest due but not paid	0	0	0	0	0
iii)	Interest accrued but not due	0	4,258	0	0	4,258
	Total (i+ii+iii)	**0**	**1,55,89,437**	**0**	**0**	**1,55,89,437**
		Change in Indebtedness during the financial year				
	Addition	0	0	0	0	0
	Reduction	0	1,43,04,663	0	0	1,43,04,663
	Net Change	0	1,43,04,663	0	0	1,43,04,663
		Indebtedness at the End of the year				
i)	Principal amount	0	12,84,774	0	0	12,84,774
ii)	Interest due but not paid	0	0	0	0	0
iii)	Interest accrued but not due	0	0	0	0	0
	Total (i+ii+iii)	0	12,84,774	0	0	12,84,774

VI. REMUNERATION OF DIRECTORS AND KEY MANAGERIAL PERSONNEL

a) Remuneration to Managing Director, Whole-time Directors and/or Manager:

(in ₹)

Sr. No.	Name of the Directors and Particulars of Remuneration	Name of MD/WTD/ Manager			Total Amount
		Mr. Arunkumar Jatia	Mr. Ved - Prakash Leekha	Mr. Surendra Kumar Bansal (Whole time Director and CFO)	
1	(a) Salary as per provisions contained in section 17(1) of the Income-tax Act, 1961	78,00,000	NIL	62,40,000	1,40,40,000
	(b) Value of perquisites u/s 17(2) Income-tax Act, 1961	20,74,043	NIL	21,34,020	42,08,063
	(c) Profits in lieu of salary under section 17(3) Income-tax Act, 1961	NIL	NIL	NIL	NIL
2	Stock Option	NIL	NIL	NIL	NIL
3	Sweat Equity	NIL	NIL	NIL	NIL
4	Commission as % of profit others, specify...	NIL	NIL	NIL	NIL
5	Others, please specify (Insurance Premium, PF and Superannuation contribution, Sitting fees paid, if any)	17,16,000	NIL	13,72,800	30,88,800
	Total	**1,15,90,043**	**NIL**	**97,46,820**	**2,13,36,863**
	Ceiling as per the Act (I)	**1,68,00,000**	**NIL**	**1,68,00,000**	**--**

b) Remuneration to other directors:

(in ₹)

Particulars of Remuneration and Name of the Directors	Name of other Directors					Total Amount
	Mr. Gautam Khaitan	Mr. Nandan Damani	Mr. B. C. Dalal	Mr. V. K. Beswal	Mrs. Preeti Mehta	
1. Independent Directors :						
Fee for attending board / committee meetings	11,000	75,000	1,15,000	1,15,000	35,000	3,51,000
Commission	NIL	NIL	NIL	NIL	NIL	NIL
Others, please specify	NIL	NIL	NIL	NIL	NIL	NIL
Total (1)	**11,000**	**75,000**	**1,15,000**	**1,15,000**	**35,000**	**3,51,000**
2.		Name of the Non - Executive Directors				
Other Non-Executive Directors	**Dr. Ashok Kumar**					
Fee for attending board / committee meetings	NIL	NIL	NIL	NIL	NIL	NIL
Commission	NIL	NIL	NIL	NIL	NIL	NIL
Others, please specify	NIL	NIL	NIL	NIL	NIL	NIL
Total (2)	NIL	NIL	NIL	NIL	NIL	NIL
Total (B)=(1+2)	**11,000**	**75,000**	**1,15,000**	**1,15,000**	**35,000**	**3,51,000**
Ceiling limit as per Act being Maximum sitting fees at ₹ 1 Lakh per Meeting (II)	2,00,000	9,00,000	14,00,000	14,00,000	4,00,000	

c) REMUNERATION TO KEY MANAGERIAL PERSONNEL OTHER THAN MD/MANAGER/WTD

(in ₹)

Particulars of Remuneration and Name of the KMP	Key Managerial Personnel			Total
	CEO	(Whole time Director and CFO)	Company Secretary	
	NA	Mr. S. K. Bansal	Mr. R. M. Kulkarni	
(a) Salary as per provisions contained in section 17(1) of the Income-tax Act, 1961	NIL	62,40,000	17,84,376	80,24,376
(b) Value of perquisites u/s 17(2) Income-tax Act, 1961	NIL	21,34,020	NIL	21,34,020
(c) Profits in lieu of salary under section 17(3) Income-tax Act, 1961	NIL	NIL	NIL	NIL
Stock Option	NIL	NIL	NIL	NIL
Sweat Equity	NIL	NIL	NIL	NIL
Commission as % of profit others, specify...	NIL	NIL	NIL	NIL
Others, please specify	NIL	13,72,800	NIL	13,72,800
Total	**NIL**	**97,46,820**	**17,84,376**	**1,15,31,196**

VII. PENALTIES / PUNISHMENT/ COMPOUNDING OF OFFENCES :

Type	Section of the Companies Act	Brief Description	Details of Penalty / Punishment/ Compounding fees imposed	Authority [RD / NCLT/ COURT]	Appeal made, if any (give Details)
A. COMPANY					
Penalty	–	–	–	–	–
Punishment	–	–	–	–	–
Compounding	–	–	–	–	–
B. DIRECTORS					
Penalty	–	–	–	–	–
Punishment	–	–	–	–	–
Compounding	–	–	–	–	–
C. OTHER OFFICERS IN DEFAULT					
Penalty	–	–	–	–	–
Punishment	–	–	–	–	–
Compounding	–	–	–	–	–

On behalf of the Board of Directors,

A. K. Jatia,
Executive Chairman.

Place : Lonavala
Date : 26th May, 2018

ANNEXURE - 9

CRITERIA FOR SELECTION OF CANDIDATES FOR SENIOR MANAGEMENT AND MEMBERS ON THE BOARD OF DIRECTORS

Introduction :

In accordance with the provisions of Section 178 of the Companies Act, 2013, the Board of Directors of the Company at its meeting held on 17th May, 2014 re-constituted the existing Remuneration Committee by changing its nomenclature as Nomination and Remuneration Committee of the Board of Directors (Committee) and also stipulated additional terms of reference in line with the Companies Act, 2013.

The Board has delegated the responsibility to the Committee to formulate the criteria for identification, selection of the candidates fit for the various positions in senior management and who are qualified to be appointed as director on the Board of Directors of the Company.

The Committee has adopted the following criteria for selection of candidates eligible to be appointed in the senior management of the Company and also member on the Board of Directors of the Company.

Criteria for Selection of Directors :

The Committee shall, before making any recommendation to the Board for appointment of any Director, consider the following:

- the candidate should posses the positive attributes such as Leadership, Industrial or Business Advisory or such other attributes which in the opinion of the Committee the candidate possess and are in the interest of the Company;
- the candidate should be free from any disqualifications as provided under Sections 164 and 167 of the Companies Act, 2013;
- the candidate should meet the conditions of being independent as stipulated under the Companies Act, 2013 and Listing Agreement entered into with Stock Exchanges in case of appointment of an Independent Director;
- the candidate should posses appropriate skills, experience and knowledge in one or more fields of finance, law, management, sales, marketing, administration, research, corporate governance, technical operations, infrastructure, or such other areas or disciplines which are relevant for the Company's business.

Criteria for Selection of Senior Management Personnel :

The term Senior Management shall have the same meaning as provided under the explanation to Section 178 of the Companies Act, 2013.

The Committee shall, before making any recommendation to the Board for appointment, consider the attributes of the candidate set forth below:

- The candidate should have appropriate experience both in terms of quality and time in any of the areas viz. banking, infrastructure, financial management, legal, sales, marketing, administration, research, corporate governance, technical operations, or such other areas or disciplines which in the opinion of the management and Committee are relevant for the Company's business;

- The candidate should posses the positive attributes such as leadership skills, decision making skills, integrity, effective communication, hard work, commitment and such other attributes which in the opinion of the Committee the candidate possess and are in the interest of the Company.

If the Committee thought fit and in its opinion finds that the candidate meets the above criteria for appointment in senior management or director on the Board, as the case may be, the Committee shall make its recommendation to the Board.

Any amendment to the above criteria for directors and senior management shall be subject to the prior approval of the Committee and any such amendment shall be informed to the Board of Directors.

Remuneration Policy :

The Company's remuneration policy is based on the success and performance of the individual employee and the Company. Through, its compensation policy, the Company endeavours to attract, retain, develop and motivate a high performance workforce. The Company follows a compensation mix or fixed pay, variable and fixed allowances, benefits and bonuses etc. Individual performance pay is determined by business performance and the performance of the individuals measured through the annual appraisal process.

The Company pays remuneration by way of salary (fixed component), benefits, perquisites and allowances (variable component) to its Managing Directors and the executive directors. Periodical increases, if any, are decided by the Remuneration Committee and Board subject to the approval by the members and are effective from April 1 each year. The Remuneration Committee decides on the commission if any payable to Executive Chairman out of profits for the financial year and within the ceiling prescribed by the Companies Act based on the performance of the Company as well as that of the incumbent.

The Company pays sitting fees of ₹10,000 per meeting or as may be fixed from time to time to its directors for attending the meetings of the Board and ₹10,000/5,000 for meetings of the Committee of the Board. The Company also reimburses the out of pocket expenses incurred by the Directors for attending the meetings.

INDEPENDENT AUDITOR'S REPORT

TO

THE MEMBERS OF AMJ LAND HOLDINGS LIMITED

Report on the standalone Indian Accounting Standards (Ind AS) Financial Statements

1. We have audited the accompanying standalone financial statements of AMJ Land Holdings Limited ("the Company"), which comprise the Balance Sheet as at March 31, 2018 the Statement of Profit and Loss (including Other Comprehensive Income), the Cash Flow Statement and the Statement of Changes in Equity for the year then ended, and a summary of the significant accounting policies and other explanatory information.

Management's Responsibility for the Standalone Ind AS Financial Statements

2.The Company's Board of Directors is responsible for the matters stated in Section 134(5) of theCompanies Act, 2013 ("the Act") with respect to the preparation of these standalone financial statements to give a true and fair view of the financial position, financial performance (including other comprehensive income), cash flows and changes in equity of the Company in accordance with the accounting principles generally accepted in India, including the Indian Accounting Standards specified in the Companies (Indian Accounting Standards) Rules, 2015 (as amended) under Section 133 of the Act. This responsibility also includes maintenance of adequate accounting records in accordance with the provisions of the Act for safeguarding of the assets of the Company and for preventing and detecting frauds and other irregularities; selection and application of appropriate accounting policies; making judgments and estimates that are reasonable and prudent; and design, implementation and maintenance of adequate internal financial controls, that were operating effectively for ensuring the accuracy and completeness of the accounting records, relevant to the preparation and presentation of the standalone financial statements that give a true and fair view and are free frommaterial misstatement, whether due to fraud or error.

Auditor's Responsibility

3. Our responsibility is to express an opinion on these standalone financial statements based on our audit.

4. We have taken into account the provisions of the Actand the Rules made thereunder including the accounting and auditing standards and matters which are required to be included in the audit report under the provisions of the Act and the Rules made thereunder.

5. We conducted our audit of the standalone financial statements in accordance with the Standards on Auditing specified under Section 143(10) of the Act and other applicable authoritative pronouncements issued by the Institute of Chartered Accountants of India. Those Standards and pronouncements require that we comply with ethical requirements and plan and perform the audit to obtain reasonable assurance about whether the standalone financial statements are free from material misstatement.

6. An audit involves performing procedures to obtain audit evidence about the amounts and the disclosures in the standalone financial statements. The procedures selected depend on the auditors' judgment, including the assessment of the risks of material misstatement of the standalone financial statements, whether due to fraud or error. In making those risk assessments, the auditor considers internal financial control relevant to the Company's preparation of the standalone financial statements that give a true and fair view, in orderto design audit procedures that are appropriate in the circumstances. An audit also includes evaluating the appropriateness of the accounting policies used and the reasonableness of the accounting estimates made by the Company's Directors, as well as evaluating the overall presentation of the standalone financial statements.

7. We believe that the audit evidence we have obtained is sufficient and appropriate to provide a basis forour audit opinion on the standalone financial statements.

Opinion

8. In our opinion and to the best of our information and according to the explanations given to us, the aforesaid standalone financial statements give the information required by the Act in the manner so required and give a true and fair view in conformity with the accounting principles generally accepted in India, of the state of affairs of the Company as at March 31, 2018, and its total comprehensive income (comprising of profit/ loss and other comprehensive income), its cash flows and the changes in equity for the year ended on that date.

Other Matter

9. The comparative financial information of the Company for the year ended March 31, 2017 and the transition date opening balance sheet as at April 1, 2016 included in these standalone financial statements, are based on the previously issued statutory financial statements for the years ended March 31, 2017 and March 31, 2016 prepared in accordance with the Companies (Accounting Standards) Rules, 2006 (as amended) which were audited by the predecessor auditor who expressed an unmodified opinion vide reports dated May 20, 2017 and May 28, 2016 respectively.The adjustments to those financial statements for the differences in accounting principles adopted by the Company on transition to the Ind AS have been audited by us.

10. We did not audit the financial statements ofa jointly controlled entity (Pudumjee G:Corp Developers),included in the standalone financial statements of the Company, which constitute total assets of ₹ 1,904.68 lakhs as at March 31, 2018, total revenue of ₹ 2,333.55 lakhs, total comprehensive income (comprising of profit and other comprehensive income) of ₹ 403.27 lakhs and net cash flows/(outflow) amounting to ₹ (122.97) lakhs for the year then ended. These financial statements and other financial information have been audited by other auditors whose report has been furnished to us, and our opinion on the standalone financial statements to the extent they have been derived from such financial statements is based solely on the report of such other auditors.

Our opinion is not qualified in respect of these matters.

Report on Other Legal and Regulatory Requirements

11. As required by the Companies (Auditor's Report) Order, 2016, issued by the Central Government of India in terms of sub-section (11) of section 143 of the Act ("the Order"), and on the basis of such checks of the books and records of the Company as we considered appropriate and according to the information and explanations given to us, we give in the Annexure A a statement on the matters specified in paragraphs 3 and 4 of the Order.

12. As required by Section 143 (3) of the Act, we report that:

(a) We have sought and obtained all the information and explanations which to the best of our knowledge and belief were necessary for the purposes of our audit.

(b) In our opinion, proper books of account as required by law have been kept by the Company so far as it appears from our examination of those books.

(c) The Balance Sheet, the Statement of Profit and Loss (including other comprehensive income), the Cash Flow Statement and the Statement of Changes in Equity dealt with by this Report are in agreement with the books of account.

(d) In our opinion, the aforesaid standalone financial statements comply with the Indian Accounting Standards specified under Section 133 of the Act.

(e) On the basis of the written representations received from the directors as on March 31, 2018 taken on record by the Board of Directors, none of the directors is disqualified as on March 31, 2018 from being appointed as a director in terms of Section 164 (2) of the Act.

(f) With respect to the adequacy of the internal financial controls over financial reporting of the Company and the operating effectiveness of such controls, refer to our separate Report in Annexure B.

(g) With respect to the other matters to be included in the Auditors' Report in accordance with Rule 11 of the Companies (Audit and Auditors) Rules, 2014, in our opinion and to the best of our knowledge and belief and according to the information and explanations given to us:

i. The Company does not have any pending litigations as at March 31, 2018 which would impact its financial position.

ii. The Company did not have any long-term contracts including derivative contracts as at March 31, 2018

iii. There has been no delay in transferring amounts, required to be transferred, to the Investor Education and Protection Fund by the Company during the year ended March 31, 2018.

iv. The reporting on disclosures relating to Specified Bank Notes is not applicable to the Company for the year ended March 31, 2018.

For J M Agrawal & Co.
Firm Registration Number: 100130W
Chartered Accountants

Punit Agrawal
Partner
Membership Number: 148757

Place: Lonavala
Date: May 26, 2018

ANNEXURE A TO INDEPENDENT AUDITORS' REPORT

Referred to in paragraph 11 of the Independent Auditors' Report of even date to the members of AMJ Land Holdings Limited on the standalone financial statements as of and for the year ended March 31, 2018

i . a) The Company is maintaining proper records showing full particulars, including quantitative details and situation, of fixed assets.

b) The fixed assets are physically verified by the Management according to a phased programme designed to cover all the items over a period of three years, which, in our opinion, is reasonable having regard to the size of the Company and the nature of its assets. Pursuant to the programme, a portion of the fixed assets has been physically verified by the Management during the year and no material discrepancies have been noticed on such verification.

c) The title deeds of immovable properties, as disclosed in Note 3 and Note 4 on property, plant and equipment and investment properties to the financial statements, are held in the name of the Company.

ii. The physical verification of inventory excluding stocks with third parties have been conducted at reasonable intervals by the Management during the year. In respect of inventory lying with third parties, these have substantially been confirmed by them. No material discrepancies were noticed on such physical verification.

iii. The Company has granted unsecured loans, to three companies covered in the register maintained under Section 189 of the Act.

a) In respect of the aforesaid loans, the terms and conditions under which such loans were granted are not prejudicial to the Company's interest.

b) In respect of the aforesaid loans, no schedule for repayment of principal has been stipulated by the Company. Therefore, in absence of stipulation of repayment terms we do not make any comment on the regularity of repayment of principal. The parties are regular in in payment of interest as applicable.

c) In respect of the aforesaid loans, there is no amount which is overdue for more than ninety days.

iv. In our opinion, and according to the information and explanations given to us, the Company has complied with the provisions of Section 185 and 186 of the Companies Act, 2013 in respect of the loans and investments made, and guarantees and security provided by it.

v. The Company has not accepted any deposits from the public within the meaning of Sections 73, 74, 75 and 76 of the Act and the Rules framed there under to the extent notified.

vi. The Central Government of India has not specified the maintenance of cost records under sub-section (1) of Section 148 of the Act for any of the products of the Company.

vii. a) According to the information and explanations given to us and the records of the Company examined by us, in our opinion, the Company is regular in depositing the undisputed statutory dues, including provident fund, professional tax,income tax, sales tax, service tax, value added tax, goods and service tax with effect from July 1, 2017, and other material statutory dues, as applicable, with the appropriate authorities.

b) According to the information and explanations given to us and the records of the Company examined by us, there are no dues of income tax, sales-tax, service-tax,value added tax, goods and service tax with effect from July 1, 2017 which have not been deposited on account of any dispute.

viii. According to the records of the Company examined by us and the information and explanation given to us, the Company has not defaulted in repayment of loans or borrowings to any financial institution or bank or Governmentas at the balance sheet date.

ix. During the year ended March 31, 2018, the Company has not raised any moneys by way of initial public offer, further public offer (including debt instruments) and term loans. Accordingly, the provisions of Clause 3(ix) of the Order are not applicable to the Company.

x. During the course of our examination of the books and records of the Company, carried out in accordance with the generally accepted auditing practices in India, and according to the information and explanations given to us, we have neither come across any instance of material fraud by the Company or on the Company by its officers or employees, noticed or reported during the year, nor have we been informed of any such case by the Management.

xi. The Company has paid/ provided for managerial remuneration in accordance with th erequisite approvals mandated by the provisions of Section 197 read with Schedule V to the Act.

xii. As the Company is not a Nidhi Company and the Nidhi Rules, 2014 are not applicable to it, the provisions of Clause 3(xii) of the Order are not applicable to the Company.

xiii. The Company has entered into transactions with related parties in compliance with the provisions of Sections 177 and 188 of the Act. The details of such related party transactions have been disclosed in the financial statements as required under Indian Accounting Standard (Ind AS) 24, Related Party Disclosures specified under Section 133 of the Act, read with Rule 7 of the Companies (Accounts) Rules, 2014.

xiv. The Company has not made any preferential allotment or private placement of shares or convertible debentures during the year under audit. Accordingly, the provisions of Clause 3(xiv) of the Order are not applicable to the Company.

xv. The Company has not entered into any non cash transactions with its directors or persons connected with him. Accordingly, the provisions of Clause 3(xv) of the Order are not applicable to the Company.

xvi. The Company is not required to be registered under Section 45-IA of the Reserve Bank of India Act, 1934. Accordingly, the provisions of Clause 3(xvi) of the Order are not applicable to the Company

For J M Agrawal & Co.
Firm Registration Number: 100130W
Chartered Accountants

Punit Agrawal
Partner
Membership Number: 148757

Place: Lonavala
Date: May 26, 2018

ANNEXURE B TO INDEPENDENT AUDITORS' REPORT

Referred to in paragraph 12(f) of the Independent Auditors' Report of even date to the members of AMJ Land Holdings Limited on the standalone financial statements for the year ended March 31, 2018

Report on the Internal Financial Controls under Clause (i) of Sub-section 3 of Section 143 of the Act

1. We have audited the internal financial controls over financial reporting of AMJ Land Holdings Limited ("the Company") as of March 31, 2018 in conjunction with our audit of the standalone financial statements of the Company for the year ended on that date.

Management's Responsibility for Internal Financial Controls

2. The Company's management is responsible for establishing and maintaining internal financial controls based on the internal control over financial reporting criteria established by the Company considering the essential components of internal control stated inthe Guidance Note on Audit of Internal Financial Controls Over Financial Reporting issued by the Institute of Chartered Accountants of India (ICAI).These responsibilities include the design,implementation and maintenance of adequate internal financial controls that were operating effectively for ensuring the orderly and efficient conduct of its business, including adherence to company's policies, the safeguarding of its assets, the prevention and detection of frauds and errors, the accuracy and completeness of the accounting records, and the timely preparation of reliable financial information, as required under the Act.

Auditors' Responsibility

3. Our responsibility is to express an opinion on the Company's internal financial controls over financial reporting based on our audit. We conducted our audit in accordance with the Guidance Note on Audit of Internal Financial Controls Over Financial Reporting (the"Guidance Note") and the Standards on Auditing deemed to be prescribed under section 143(10) of the Act to the extent applicable to an audit of internal financial controls, both applicable to an audit of internal financial controls and both issued by the ICAI. Those Standards and the Guidance Note require that we comply with ethical requirements and plan and perform the audit to obtain reasonable assurance about whether adequate internal financial controls over financial reporting was established and maintained and if such controls operated effectively in all material respects.

4. Our audit involves performing procedures to obtain audit evidence about the adequacy ofthe internal financial controls system over financial reporting and their operating effectiveness. Our audit of internal financial controls over financial reporting included obtaining an understanding of internal financial controls over financial reporting, assessing the risk that amaterial weakness exists, and testing and evaluating the design and operating effectiveness of internal control based on the assessed risk. The procedures selected depend on the auditor's judgement, including the assessment of the risks of material misstatement of the financial statements, whether due to fraud or error.

5. We believe that the audit evidence we have obtained is sufficient and appropriate to provide a basis for our audit opinion on the Company's internal financial controls system over financial reporting.

Meaning of Internal Financial Controls over Financial Reporting

6. A company's internal financial control over financial reporting is a process designed to provide reasonable assurance regarding the reliability of financial reporting and the preparation of financial statements for external purposes in accordance with generally accepted accounting principles. Acompany's internal financial control

over financial reporting includes those policiesand procedures that (1) pertain to the maintenance of records that, in reasonable detail,accurately and fairly reflect the transactions and dispositions of the assets of the company; (2)provide reasonable assurance that transactions are recorded as necessary to permit preparation of financial statements in accordance with generally accepted accounting principles, and that receipts and expenditures of the company are being made only in accordance with authorisations of management and directors of the company; and (3) provide reasonable assurance regarding prevention or timely detection of unauthorised acquisition, use, or disposition of the company's assets that could have a material effect on the financial statements.

Inherent Limitations of Internal Financial Controls Over Financial Reporting

7. Because of the inherent limitations of internal financial controls over financial reporting, including the possibility of collusion or improper management override of controls, material misstatements due to error or fraud may occur and not be detected. Also, projections of any evaluation of the internal financial controls over financial reporting to future periods are subject to the risk that the internal financial control over financial reporting may become inadequate because of changes in conditions, or that the degree of compliance with the policies or procedures may deteriorate.

Opinion

8. In our opinion, the Company has, in all material respects, an adequate internal financial controls system over financial reporting and such internal financial controls over financial reporting were operating effectively as at March 31, 2018, based on the internal control over financial reporting criteria established by the Company considering the essential components of internal control stated in the Guidance Note on Audit of Internal Financial Controls Over Financial Reporting issued by the Institute of Chartered Accountants ofIndia.

For J M Agrawal & Co.
Firm Registration Number: 100130W
Chartered Accountants

Punit Agrawal
Partner
Membership Number: 148757

Place: Lonavala
Date: May 26, 2018

BALANCE SHEET AS AT 31ST MARCH, 2018

	Note No.	AS AT 31.03.2018 (₹ in Lakhs)	AS AT 31.03.2017 (₹ in Lakhs)	AS AT 01.04.2016 (₹ in Lakhs)
ASSETS				
Non-current assets				
Property, plant and equipment	3	**2,156.12**	2,241.24	2,065.40
Capital work-in-progress		**159.12**	130.87	46.49
Investment Property	4	**1,223.14**	1,282.34	1,242.91
Financial assets				
i. Investments	5(a)	**993.12**	427.56	275.74
ii. Loan	5(c)	**168.48**	151.45	399.45
iii. Other financial assets	5(f)	**24.63**	22.57	22.08
Other non-current assets	6	**7.26**	7.26	22.26
Total non-current assets		**4,731.87**	4,263.29	4,074.33
Current assets				
Inventories	7	**2,740.79**	3,330.15	3,426.73
Financial assets				
i. Investments	5(a)	**937.82**	492.78	1.09
ii. Loan	5(c)	**1,863.54**	2,742.31	2,980.53
iii. Trade receivables	5(b)	**650.84**	188.27	111.64
iv. Cash and cash equivalents	5(d)	**399.99**	467.13	361.35
v. Bank balances other than (iv) above*	5(e)	**6.00**	12.00	12.00
vi. Other financial assets	5(f)	**0.87**	-	2.94
Other current assets	8	**809.33**	1,161.01	1,166.14
Total current assets		**7,409.18**	8,393.65	8,062.42
Total assets		**12,141.05**	12,656.94	12,136.75
EQUITY AND LIABILITIES				
Equity				
Equity share capital	9(a)	**820.00**	820.00	820.00
Other equity				
Reserves and surplus	9(b)	**8,738.01**	8,399.27	7,865.31
Other reserves	9(c)	**88.82**	101.50	50.43
Total equity		**9,646.83**	9,320.77	8,735.74
LIABILITIES				
Non-current liabilities				
Financial Liabilities				
i. Borrowings	10(a)	**330.52**	898.23	735.52
Employee benefit obligations	11	**37.27**	76.23	72.29
Deferred tax liabilities	12	**265.72**	362.72	361.50
Other non current liabilities	14	**110.00**	110.00	110.00
Total non-current liabilities		**743.51**	1,447.18	1,279.31
Current liabilities				
Financial liabilities				
i. Current borrowings	10(b)	**-**	-	86.40
ii. Trade payables	10(c)	**258.26**	373.75	519.99
iii. Other financial liabilities	10(d)	**496.66**	162.85	375.50
Employee benefit obligations	11	**76.32**	34.95	31.45
Income tax liabilities (Net)	13	**112.95**	153.42	186.96
Other current liabilities	14	**806.52**	1,164.02	921.40
Total current liabilities		**1,750.71**	1,888.99	2,121.70
Total liabilities		**2,494.22**	3,336.17	3,401.01
Total equity and liabilities		**12,141.05**	12,656.94	12,136.75

The accompanying notes are integral part of the financial statements.

As per our report of date attached

For J M AGRAWAL & CO.
Firm Registration No - 100130W
Chartered Accountants

PUNIT AGRAWAL
Partner
Membership No - 148757

Place : Lonavala
Date : 26th May, 2018

For and on behalf of the Board of Directors of AMJ Land Holdings Limited

B.C. DALAL
Director

A. K. JATIA
Executive Chairman

R. M. KULKARNI
Company Secretary

S. K. BANSAL
Director (Finance) &
Chief Financial Officer

Place : Lonavala
Date : 26th May, 2018

STATEMENT OF PROFIT & LOSS FOR THE YEAR ENDED 31ST MARCH, 2018

	Note No.	Year Ended 31 March 2018 (₹ in Lakhs)	Year Ended 31 March 2017 (₹ in Lakhs)
Income			
Revenue from operations	15	**2,739.16**	1,881.31
Other income (net)	16	**338.66**	443.31
Total income		**3,077.82**	2,324.62
Expenses			
Cost of material consumed	17	**1,154.64**	689.76
Changes in inventories of work-in-progress and finished inventory	18	**559.58**	207.95
Employee benefit expense	19	**251.49**	239.85
Finance costs	20	**18.05**	49.24
Depreciation and amortisation expense	21	**183.80**	187.25
Other expenses	22	**374.03**	336.85
Total expenses		**2,541.59**	1,710.90
Profit before prior period items and tax		**536.23**	613.72
Prior period expenses		**-**	19.39
Profit before tax		**536.23**	594.33
Income tax expense			
- Current tax	23	**219.00**	170.00
- Deferred tax	12	**(102.97)**	(0.78)
Provision for Current tax for earlier year written back		**-**	(203.08)
Profit for the year		**420.20**	628.19
Other comprehensive income			
A (i) Items that will be reclassified to profit or loss		**-**	-
B (i) Items that will not be reclassified to profit or loss			
- Changes in fair value of FVOCI equity instruments		**(12.68)**	51.07
- Remeasurements of post-employment benefit obligations	11	**23.20**	6.47
- Income tax relating to above items	12	**(5.97)**	(2.00)
Other comprehensive income for the year, net of tax		**4.55**	55.54
Total comprehensive income for the Period		**424.75**	683.73
Paid up Equity Capital (face value of ₹ 2/- per share)		**820.00**	820.00
Earning per equity share:			
(1) Basic (₹)	30	**1.02**	1.53
(2) Diluted (₹)		**1.02**	1.53

The accompanying notes are integral part of the financial statements.

As per our report of date attached

For J M AGRAWAL & CO.
Firm Registration No - 100130W
Chartered Accountants

PUNIT AGRAWAL
Partner
Membership No - 148757

Place : Lonavala
Date : 26th May, 2018

For and on behalf of the Board of Directors of AMJ Land Holdings Limited

B.C. DALAL
Director

A. K. JATIA
Executive Chairman

R. M. KULKARNI
Company Secretary

S. K. BANSAL
Director (Finance) &
Chief Financial Officer

Place : Lonavala
Date : 26th May, 2018

CASH FLOW STATEMENT FOR THE YEAR ENDED 31ST MARCH, 2018

	Year Ended 31 March 2018 (₹ in Lakhs)	Year Ended 31 March 2017 (₹ in Lakhs)
Cash Flow from Operating Activities		
Profit before income tax	**536.23**	594.33
Adjustments for :		
Depreciation and amortisation expense	**187.41**	191.11
Gain on disposal of property, plant and equipment	**-**	(6.58)
Dividend and interest income classified as investing cash flows	**(263.35)**	(392.02)
Finance costs	**10.42**	43.52
Unwinding of Financial Assets / Liabilities	**55.12**	(43.31)
Change in operating assets and liabilities, net of effects from purchase of controlled entities and sale of subsidiary:		
(Increase)/Decrease in trade receivables	**(462.57)**	(76.63)
(Increase)/Decrease in inventories	**589.36**	96.58
Increase/(Decrease) in trade payables	**(115.49)**	(146.24)
(Increase)/Decrease in other financial assets	**(2.93)**	(4.92)
(Increase)/Decrease in other non-current assets	**-**	15.00
(Increase)/Decrease in other current assets	**351.68**	12.50
Increase/(Decrease) in employee benefit obligations	**25.62**	13.91
Increase /(Decrease) in other current liabilities	**(364.59)**	432.34
Cash generated from operations	**546.91**	729.59
Income taxes paid	**(232.43)**	(190.53)
Net cash inflow from operating activities	**314.48**	539.06
Cash flows from investing activities		
Payments for additions to property, plant and equipment	**(71.34)**	(373.58)
Payments for additions to investment property	**-**	(117.60)
Payments for purchase of investments	**(996.39)**	(552.82)
Proceeds from sale of investments	**13.65**	-
Loans given (net)	**814.25**	535.25
Proceeds from sale of property, plant and equipment	**-**	7.00
Dividends received	**1.15**	0.72
Interest received	**221.67**	351.68
Net cash outflow from investing activities	**(17.01)**	(149.35)
Cash flows from financing activities		
Proceeds/(Repayment) from borrowings (net)	**(255.49)**	(141.71)
Interest paid	**(10.42)**	(43.52)
Dividend and DDT paid	**(98.70)**	(98.70)
Net cash inflow / (outflow) from financing activities	**(364.61)**	(283.93)
Net increase/(decrease) in cash and cash equivalents	**(67.14)**	105.78
Cash and cash equivalents at the beginning of the financial year	**467.13**	361.35
Cash and cash equivalents at end of the year	**399.98**	467.13

Notes: 1. The above Cash Flow Statement has been prepared under the "Indirect Method" set out in Indian Accounting Standard (Ind AS) 7 on Statement of Cash Flows.

2. Effective April 1, 2017, the Company adopted the amendment to Ind AS 7, which require the entities to provide disclosures that enable users of financial statements to evaluate changes in liabilities arising from financing activities, including both changes arising from cash flows and non-cash changes, suggesting inclusion of a reconciliation between the opening and closing balances in the Balance Sheet for liabilities arising from financing activities, to meet the disclosure requirement. The adoption of amendment did not have any material impact on the financial statements. For the reconciliation, refer note 33.

3. Prior year comparatives have been reclassified to conform with current year's presentation, where applicable.

4. For details of Cash and cash equivalents refer note 5(d).

The accompanying notes are integral part of the financial statements.

As per our report of date attached

For J M AGRAWAL & CO.
Firm Registration No - 100130W
Chartered Accountants

PUNIT AGRAWAL
Partner
Membership No - 148757

Place : Lonavala
Date : 26th May, 2018

For and on behalf of the Board of Directors of AMJ Land Holdings Limited

B.C. DALAL
Director

A. K. JATIA
Executive Chairman

R. M. KULKARNI
Company Secretary

S. K. BANSAL
Director (Finance) &
Chief Financial Officer

Place : Lonavala
Date : 26th May, 2018

Statement of changes in equity

(All amounts in INR Lakhs unless otherwise stated)

Particulars	Notes	Equity share capital	Reserves & surplus					Other Reserve	Total Other equity
			Capital redemption reserve	Capital reserve	Securities premium reserve	Retained earnings	General reserve	FVOCI Equity Instruments	
Balance as at April 1, 2016		820.00	-	1,479.79	1,537.50	4,498.02	350.00	50.43	7,915.74
Profit for the year	9(b)					628.19			628.19
Other Comprehensive Income for the year	9(c)					4.47		51.07	55.54
Total comprehensive income for the year		**820.00**	**-**	**1479.79**	**1537.50**	**632.66**	**350.00**	**101.50**	**8,599.47**
Transaction with owners in their capacity as owners:									
Dividends paid (incl. tax on Dividend)	9(b)					(98.70)			(98.70)
Transfer to general reserve	9(b)					(50.00)	50.00		-
Balance as at March 31, 2017		**820.00**	**-**	**1,479.79**	**1,537.50**	**4,981.98**	**400.00**	**101.50**	**8,500.77**
Profit for the year	9(b)					420.20			420.20
Other Comprehensive Income for the year	9(c)					17.24		(12.68)	4.55
Total comprehensive income for the year		**820.00**	**-**	**1,479.79**	**1,537.50**	**5,419.41**	**400.00**	**88.82**	**8,925.52**
Transaction with owners in their capacity as owners:									
Dividends paid (incl. tax on Dividend)	9(b)					(98.70)			(98.70)
Transfer to general reserve	9(b)								-
Balance as at March 31, 2018		**820.00**	**-**	**1,479.79**	**1,537.50**	**5,320.71**	**400.00**	**88.82**	**8,826.82**

The accompanying notes are integral part of the financial statements.

As per our report of date attached

For J M AGRAWAL & CO.
Firm Registration No - 100130W
Chartered Accountants

PUNIT AGRAWAL
Partner
Membership No - 148757

Place : Lonavala
Date : 26th May, 2018

For and on behalf of the Board of Directors of AMJ Land Holdings Limited

B.C. DALAL
Director

A. K. JATIA
Executive Chairman

R. M. KULKARNI
Company Secretary

S. K. BANSAL
Director (Finance) &
Chief Financial Officer

Place : Lonavala
Date : 26th May, 2018

Notes to the financial statements as on and for the year ended 31st March, 2018

Note 1:General information about the Company:

AMJ Land Holdings Limited (formerly Pudumjee Pulp and Paper Mills Limited) (the "Company") is a public company domiciled in India and incorporated under the provisions of the Companies Act, 1956. Its shares are listed on two stock exchanges in India. The registered office of the Company is located at Thergaon, Pune-411033, Maharashtra, India. The Company is primarily engaged in the business of real estate development, leasing and wind power.

The standalone financial Statements were authorised for issue in accordance with resolution passed by the Board of Directors of the Company on May 26, 2018.

Note 2: Summary of significant accounting policies:

a. Basis of preparation

The standalone financial statements of the Company have been prepared in accordance with Ind AS notified under the Companies (Indian Accounting Standards) Rules, 2015.

For all periods up to and including the year ended 31st March, 2017, the Company prepared its financial statements in accordance with accounting standards notified under the section 133 of the Companies Act 2013, read together with paragraph 7 of the Companies (Accounts) Rules, 2014 (Indian GAAP or Previous GAAP). These financial statements for the year ended 31st March, 2018 are the first the Company has prepared in accordance with Ind AS. Refer note 32 for information on how the Company adopted Ind AS.

In accordance with Ind AS 111 Joint Arrangements, the standalone financial statements also includes the Company's share of assets, liabilities, revenues and expenses relating to its interest in a Joint operation.

The financial statements have been prepared on the historical cost basis except for a land converted into stock-in-trade as explained in note 7, and certain financial instruments that are measured at fair values at the end of each reporting period, as explained in the accounting policies below.

Fair value is the price that would be received to sell an asset or paid to transfer a liability in an orderly transaction between market participants at the measurement date. The fair value measurement is based on the presumption that the transaction to sell the asset or transfer the liability takes place either, in the principal market for the asset or liability, or in the absence of a principal market, in the most advantageous market for the asset or liability. The principal or the most advantageous market must be accessible by the Company. The fair value of an asset or a liability is measured using assumptions that market participants would use when pricing the asset or liability, assuming that market participants act in their economic best interest. The Company uses valuation techniques that are appropriate in the circumstances and for which sufficient data are available to measure fair value, maximising the use of relevant observable inputs and minimising the use of unobservable inputs.

All assets and liabilities for which fair value is measured or disclosed in the standalone financial statements are categorised within the fair value hierarchy, described as follows, based on the lowest level input that is significant to the fair value measurement as a whole:

Level 1- Quoted (unadjusted) market prices in active markets for identical assets or liabilities;

Level 2- Valuation techniques for which the lowest level input that is significant to the fair value measurement is directly or indirectly observable;

Level 3- Valuation techniques for which the lowest level input that is significant to the fair value measurement is unobservable.

b. Current versus non-current classification

The Company presents assets and liabilities in the balance sheet based on current/non-current classification. An asset is current when it is:

- Expected to be realised or intended to be sold or consumed in the normal operating cycle;
- Held primarily for the purpose of trading;
- Expected to be realised within the operating cycle or twelve months after the reporting period; or
- Cash or cash equivalent unless restricted from being exchanged or used to settle a liability for at least twelve

months after the reporting period.

All other assets are classified as non-current.

A liability is current when:

- It is expected to be settled in the normal operating cycle;
- It is held primarily for the purpose of trading;
- It is due to be settled within the operating cycle or twelve months after the reporting period; or
- There is no unconditional right to defer the settlement of the liability for at least twelve months after the reporting period.

The Company classifies all other liabilities as non-current.

Deferred tax assets and liabilities are classified as non-current assets and liabilities.

The normal operating cycle in respect of operation relating to under construction real estate project depends on signing of the agreement, size of the project, phasing of the project, type of development, project complexities, approvals needed and realisation of the project into cash and cash equivalents and range from 3 to 7 years. Accordingly, project related assets and liabilities have been classified into current and non-current based on operating cycle of respective projects. All other assets and liabilities have been classified into current and non-current based on a period of 12 months.

c. Revenue Recognition

Revenue is recognised to the extent that it is probable that the economic benefits will flow to the Company and the revenue can be reliably measured, regardless of when the payment is being made. Revenue is measured at the fair value of the consideration received or receivable, taking into account contractually defined terms of payment and excluding taxes or duties collected on behalf of the government. The Company has concluded that it is the principal in all of its revenue arrangements since it is the primary obligor in all the revenue arrangements as it has pricing latitude and is also exposed to inventory and credit risks.

The specific recognition criteria described below must also be met before revenue is recognised.

Sale of wind power

Revenue from the sale of wind power is recognised when earned on the basis of contractual arrangement with the customers and reflects the value of electric units supplied including an estimated value of units supplied to the customers between the date of their last meter reading and year end.

Lease of real estate

Rental income arising from operating leases on investment properties is accounted for on a straight-line basis over the lease terms.

Revenue from real estate projects

Revenue from real estate projects is recognised on the 'Percentage of Completion Method' of accounting. As per this method, revenue from sale of properties is recognised in proportion to the actual cost incurred as against the total estimated cost of projects under execution, on transfer of significant risk and rewards to the buyer.

In accordance with the "Guidance note on accounting for real estate transaction (for entities to whom Ind AS is applicable)" such construction project revenues, measured at fair value of the consideration received or receivable (i.e. adjusted for discounts, incentive, time value of money etc.), have been recognised on percentage of completion method provided the following thresholds have been met:

- All critical approvals necessary for the commencement of the project have been obtained;
- The expenditure incurred on construction and development cost is not less than 25 percent of the total estimated construction and development costs;
- At least 25 percent of the salable project area is secured by contracts or agreements with buyers; and
- At least 10 percent of the contract consideration is realised at the reporting date in respect of such contract and it is reasonable to expect that the parties to such contract will comply with the payment terms as defined in the contracts.

Determination of revenues under the percentage of completion method necessarily involves making estimates, some of which are of technical nature. The estimates of project cost and the revenue thereon are reviewed

periodically by management and the cumulative effect of any changes in estimates is recognised in the period in which such changes are determined. Where it is probable that total project expenses will exceed total revenues from a project, the expected loss is recognised immediately as an expense in the statement of profit and loss.

Interest income

Interest income is accrued on a time basis, by reference to the principal outstanding and at the effective interest rate applicable. Interest income is included in other income in the statement of profit and loss.

Dividends

Income from dividend on investments is accrued in the year in which it is declared, whereby the Company's right to receive is established.

d. Property, plant and equipment

Property, plant and equipment, Capital work in progress are stated at cost, net of accumulated depreciation and accumulated impairment losses, if any. Such cost includes the cost of replacing part of the property, plant and equipment and borrowing costs for long-term construction projects if the recognition criteria are met. When significant parts of the property, plant and equipment are required to be replaced at intervals, the Company depreciates them separately based on their specific useful lives. Likewise, when a major inspection is performed, its cost is recognised in the carrying amount of the plant and equipment as a replacement if the recognition criteria are satisfied. All other repair and maintenance costs are recognised in statement of profit or loss as incurred. No decommissioning liabilities are expected to be incurred on the assets of plant and equipment.

Depreciation is calculated on a straight-line basis over the estimated useful lives of the assets as follows:

Asset Category	Useful Life considered	Useful life as per Schedule II
Building	30	30
Plant and Machinery	25	25
Vehicles	8	8
Furniture and Fixture	10	10

The Company, based on technical assessment made by technical expert and management estimate, depreciates all the assets over estimated useful life which is also the useful life prescribed in Schedule II to the Companies Act, 2013. The management believes that these estimated useful lives are realistic and reflect fair approximation of the period over which the assets are likely to be used.

The residual values, useful lives and methods of depreciation of property, plant and equipment are reviewed at each financial year end and adjusted prospectively, if appropriate.

e. Investment properties

The Company has elected to continue with the carrying value for its investment property as recognised in its Indian GAAP financial statements as deemed cost at the transition date, viz., 1st April, 2016. Investment properties are measured initially at cost, includings transaction costs. Subsequent to initial recognition, investment properties are stated at cost less accumulated depreciation and accumulated impairment loss, if any. Repair and maintenance costs are recognised in profit or loss as incurred.

The Company, based on technical assessment made by technical expert and management estimate, depreciates the building over estimated useful life which is also the useful life prescribed in Schedule II to the Companies Act, 2013. The management believes that these estimated useful lives are realistic and reflect fair approximation of the period over which the assets are likely to be used.

Though the Company measures investment property using cost based measurement, the fair value of investment property is disclosed in the notes. Fair values are determined based on an annual evaluation performed by the management. External valuers are involved in determination of the fair values on a need basis.

f. Inventory

Inventory comprises of stock of raw material, completed properties for sale and properties under construction. Construction work-in-progress comprises cost of land, development rights, construction and development cost, cost of material, services and other overheads related to projects under construction. Inventory is valued at cost or net realizable value whichever is lower.

Land treated as stock in trade duly revalued at fair market value on the date of treatment, is carried at that value.

Development expenses incurred thereon including overheads are clubbed with Construction work-in-progress.

g. Borrowing Costs

Borrowing costs directly attributable to the acquisition, construction or production of an asset that necessarily takes a substantial period of time to get ready for its intended use or sale are capitalised as part of the cost of the asset. All other borrowing costs are expensed in the period in which they occur. Borrowing costs consist of interest and other costs that the Company incurs in connection with the borrowing of funds.

h. Leases

The determination of whether an arrangement is (or contains) a lease is based on the substance of the arrangement at the inception of the lease. The arrangement is, or contains, a lease if fulfilment of the arrangement is dependent on the use of a specific asset or assets and the arrangement conveys a right to use the asset or assets, even if that right is not explicitly stated in the arrangement.

For arrangements entered into prior to 1st April, 2016, the Company has determined whether the arrangement contain lease on the basis of facts and circumstances existing on the date of transition.

Company as a lessee

A lease is classified at the inception date as a finance lease or an operating lease. A lease that transfers substantially all the risks and rewards incidental to ownership to the Company is classified as a finance lease.

Operating lease payments are recognised as an expense in the statement of profit and loss on a straight-line basis over the lease term.

Company as a lessor

Leases in which the Company does not transfer substantially all the risks and rewards of ownership of an asset are classified as operating leases. Rental income from operating lease is recognised on a straight-line basis over the term of the relevant lease.

i. Taxes

Current tax

Current tax comprises the expected tax payable or receivable on the taxable income or loss of the year and any adjustment to the tax payable or receivable in respect of previous years. It is measured using tax rate enacted or substantially enacted at the reporting date.

Deferred tax

Deferred tax is recognised in respect of temporary differences between the tax bases of assets and liabilities and their carrying amounts for financial reporting purposes at the reporting date.

Deferred tax assets are recognised for deductible temporary differences, the carry forward of unused tax credits and any unused tax losses to the extent that it is probable that taxable profit will be available against which those can be utilised. The carrying amount of deferred tax assets is reviewed at each reporting date and reduced to the extent that it is no longer probable that sufficient taxable profit will be available to allow all or part of the deferred tax asset to be utilised. Unrecognised deferred tax assets are re-assessed at each reporting date and are recognised to the extent that it has become probable that future taxable profits will allow the deferred tax asset to be recovered.

Deferred tax assets and liabilities are measured at the tax rates that are expected to apply in the year when the asset is realised or the liability is settled, based on tax rates (and tax laws) that have been enacted or substantively enacted at the reporting date.

Deferred tax assets and deferred tax liabilities are offset if a legally enforceable right exists to set off current tax assets against current tax liabilities and the deferred taxes relate to the same taxable Company and the same taxation authority.

Current and deferred tax are recognized in profit or loss, except when they relate to items that are recognized in other comprehensive income or directly in equity, in which case, the current and deferred tax are also recognized in other comprehensive income or directly in equity respectively

j. Cash and cash equivalents

Cash and cash equivalents in the balance sheet comprise cash at banks and on hand and short-term deposits

with an original maturity of three months or less, which are subject to an insignificant risk of changes in value.

k. Provisions and Contingent liability

Provisions are recognised when the Company has a present obligation (legal or constructive) as a result of a past event, it is probable that an outflow of resources embodying economic benefits will be required to settle the obligation and a reliable estimate can be made of the amount of the obligation. When the Company expects some or all of a provision to be reimbursed, for example, under an insurance contract, the reimbursement is recognised as a separate asset, but only when the reimbursement is virtually certain. The expense relating to a provision is presented in the statement of profit or loss net of any reimbursement.

If the effect of the time value of money is material, provisions are discounted using a current pre-tax rate that reflects, when appropriate, the risks specific to the liability. When discounting is used, the increase in the provision due to the passage of time is recognised as a finance cost.

Contingent liabilities are disclosed in the Notes. Contingent liabilities are disclosed for

i. possible obligations which will be confirmed only by future events not wholly within the control of the Company or

ii. present obligations arising from past events where it is not probable that an outflow of resources will be required to settle the obligation or a reliable estimate of the amount of the obligation cannot be made.

l. Employee benefits

Short-term obligations

Short-term employee benefit are expensed as the related service is provided. Liabilities for wages and salaries, including non-monetary benefits that are expected to be settled wholly within one year after the end of the period in which the employees render the related service are the end of the reporting period and are measured at the amounts expected to be paid when the liabilities are settled. The liabilities are presented as current employee benefit obligations in the balance sheet.

Other long-term employee benefit obligations

The liabilities for earned leave and sick leave are not expected to be settled wholly within 12 months after the end of the period in which the employees render the related service. They are therefore measured as the present value of expected future payments to be made in respect of services provided by employees up to the end of the reporting period using the projected unit credit method. The benefits are discounted using the market yields at the end of the reporting period on government bonds that have terms approximating to the terms of the related obligation. Re-measurements as a result of experience adjustments and changes in actuarial assumptions are recognised in profit or loss.

The obligations are presented as current liabilities in the balance sheet.

Post-employment obligations

The Company operates the following post-employment schemes:

i. defined benefit plan - gratuity; and

ii. defined contribution plans such as provident fund and superannuation fund.

Defined benefit plans

The liability or asset recognised in the balance sheet in respect of defined benefit pension and gratuity plans is the present value of the defined benefit obligation at the end of the reporting period less the fair value of plan assets. The defined benefit obligation is calculated annually by actuaries using the projected unit credit method.

The present value of the defined benefit obligation is determined by discounting the estimated future cash outflows by reference to market yields at the end of the reporting period on government bonds that have terms approximating to the terms of the related obligation. The net interest cost is calculated by applying the discount rate to the net balance of the defined benefit obligation and the fair value of plan assets. This cost is included in employee benefit expense in the statement of profit and loss. Re-measurement gains and losses arising from experience adjustments and changes in actuarial assumptions are recognised in the period in which they occur, directly in other comprehensive income. They are included in retained earnings in the statement of changes in equity and in the balance sheet. Changes in the present value of the defined benefit obligation resulting from plan amendments or curtailments are recognised immediately in profit or loss as past service cost.

Defined contribution plans

Retirement benefit in the form of provident fund and superannuation fund are defined contribution schemes. The Company has no obligation, other than the contribution payable to the provident fund and superannuation fund. The Company recognizes contribution payable to the provident fund and superannuation fund as an expense, when an employee renders the related service. If the contribution payable to the scheme for service received before the balance sheet date exceeds the contribution already paid, the deficit payable to the scheme is recognized as a liability after deducting the contribution already paid. If the contribution already paid exceeds the contribution due for services received before the balance sheet date, then excess is recognized as an asset to the extent that the pre-payment will lead to, for example, a reduction in future payment or a cash refund.

m. Financial instruments

Financial assets

Initial recognition and measurement

All financial assets are recognised initially at fair value, except for investment in subsidiaries, associates, joint operation or joint venture where the Company has availed option to recognise the same at cost in separate financial statements.

The classification depends on the Company's business model for managing the financial asset and the contractual terms of the cash flows. The Company classifies its financial assets in the following measurement categories:

i. those to be measured subsequently at fair value (either through other comprehensive income, or through profit or loss),

ii. those measured at amortised cost, and

iii. those measured at cost, in separate financial statements.

Subsequent measurement

For assets measured at fair value, gains and losses will either be recorded in profit or loss or other comprehensive income. For investments in equity instruments, this will depend on whether the Company has made an irrevocable election at the time of initial recognition to account for the equity investment at fair value through other comprehensive income. All other financial assets are measured at amortised cost, using the effective interest rate (EIR) method. Amortised cost is calculated by taking into account any discount or premium on acquisition and fees or costs that are an integral part of the EIR. The EIR amortisation is included in finance income in the statement of profit or loss.

Impairment of financial assets

The Company applies expected credit loss (ECL) model for measurement and recognition of impairment loss financial assets that are not fair valued.

The Company follows 'simplified approach' for recognition of impairment loss for trade receivables that have no significant financing component. The application of simplified approach does not require the Company to track changes in credit risk. Rather, it recognises impairment loss allowance based on lifetime ECLs at each reporting date, right from its initial recognition.

For all other financial assets, expected credit losses are measured at an amount equal to the 12-month ECL, unless there has been a significant increase in credit risk from initial recognition in which case those are measured at lifetime ECL.

The amount of expected credit losses (or reversal) that is required to adjust the loss allowance at the reporting date to the amount that is required to be recognized, is recognized under the head 'other expenses' in the statement of profit and loss.

The Company does not have any purchased or originated credit-impaired (POCI) financial assets, i.e., financial assets which are credit impaired on purchase/ origination.

De-recognition of financial assets

The Company derecognizes a financial asset when -

i. the contractual rights to the cash flows from the financial asset expire or it transfers the financial asset and the transfer qualifies for de-recognition under IND AS 109.

ii. it retains contractual rights to receive the cash flows of the financial asset but assumes a contractual obligation to pay the cash flows to one or more recipients.

When the entity has neither transferred a financial asset nor retained substantially all risks and rewards of ownership of the financial asset, the financial asset is de-recognised if the Company has not retained control of the financial asset. Where the Company retains control of the financial asset, the asset is continued to be recognised to extent of continuing involvement in the financial asset.

Financial liabilities

Initial recognition

All financial liabilities are recognized initially at fair value and, in the case of loans and borrowings and payables, net of directly attributable transaction costs.

Subsequent measurement

The subsequent measurement of financial liabilities depends on their classification, as described below:

Trade and other payables

These amounts represent liabilities for goods and services provided to the Company prior to the end of financial year which are unpaid. The amounts are unsecured and are usually paid within 30 days of recognition. Trade and other payables are presented as current liabilities unless payment is not due within one year after the reporting period. They are recognised initially at their fair value and subsequently measured at amortised cost using the effective interest method.

Borrowings

Borrowings are initially recognised at fair value, net of transaction costs incurred. Borrowings are subsequently measured at amortised cost. Any difference between the proceeds (net of transaction costs) and the redemption amount is recognised in profit or loss over the period of the borrowings using the effective interest method. Fees paid on the establishment of loan facilities are recognised as transaction costs of the loan to the extent that it is probable that some or all of the facility will be drawn down. In this case, the fee is deferred until the draw down occurs. To the extent there is no evidence that it is probable that some or all of the facility will be drawn down, the fee is capitalised as a prepayment for liquidity services and amortised over the period of the facility to which it relates.

Borrowings are de-recognised when the obligation specified in the contract is discharged, cancelled or expired. The difference between the carrying amount of a financial liability that has been extinguished or transferred to another party and the consideration paid, including any non-cash assets transferred or liabilities assumed, is recognised in profit or loss as other gains/(losses).

Borrowings are classified as current liabilities unless the group has an unconditional right to defer settlement of the liability for at least one year after the reporting period. Where there is a breach of a material provision of a long-term loan arrangement on or before the end of the reporting period with the effect that the liability becomes payable on demand on the reporting date, the entity does not classify the liability as current, if the lender agreed, after the reporting period and before the approval of the financial statements for issue, not to demand payment as a consequence of the breach.

n. Earnings per share

The basic earnings per share is computed by dividing the net profit for the year attributable to equity shareholders by the weighted average number of equity shares outstanding during the period. The Company does not have any potential equity share or warrant outstanding for the periods reported, hence diluted earnings per share is same as basic earnings per share of the Company.

o. Segment reporting

Where a financial report contains both consolidated financial statements and separate financial statements of the parent, segment information needs to be presented only in case of consolidated financial statements. Accordingly, segment information has been provided only in the consolidated financial statements.

p. Standards issued but not yet effective

Appendix B to Ind AS 21, Foreign currency transactions and advance consideration:

On March 28, 2018, Ministry of Corporate Affairs ("MCA") has notified the Companies (Indian Accounting Standards) Amendment Rules, 2018 containing Appendix B to Ind AS 21, Foreign currency transactions and advance consideration which clarifies the date of the transaction for the purpose of determining the exchange rate to use on initial recognition of the related asset, expense or income, when an entity has received or paid advance consideration in a foreign currency. The amendment will come into force from April 1, 2018. The Company has evaluated the effect of this on the financial statements and the impact is not material.

Ind AS 115- Revenue from Contract with Customers:

On March 28, 2018, Ministry of Corporate Affairs ("MCA") has notified the Ind AS 115, Revenue from Contract with Customers. The core principle of the new standard is that an entity should recognize revenue to depict the transfer of promised goods or services to customers in an amount that reflects the consideration to which the entity expects to be entitled in exchange for those goods or services. Further the new standard requires enhanced disclosures about the nature, amount, timing and uncertainty of revenue and cash flows arising from the entity's contracts with customers. The standard permits two possible methods of transition:

1) Retrospective approach - Under this approach the standard will be applied retrospectively to each prior reporting period presented in accordance with Ind AS 8- Accounting Policies, Changes in Accounting Estimates and Errors

2) Retrospectively with cumulative effect of initially applying the standard recognized at the date of initial application (Cumulative catch - up approach).

The effective date for adoption of Ind AS 115 is financial periods beginning on or after April 1, 2018.

The Company will adopt the standard on April 1, 2018 by using the cumulative catch-up transition method and accordingly comparatives for the year ending or ended March 31, 2018 will not be retrospectively adjusted. The Company is in process of evaluating the impact on the financial statements.

q: Critical estimates and judgements

Impairment of Trade receivables

The Company estimates the uncollectability of accounts receivable by analyzing historical payment patterns, customer concentrations, customer credit-worthiness and current economic trends. If the financial condition of a customer deteriorates, additional allowances may be required.

Income Taxes

Significant judgments are involved in determining the provision for income taxes, including amount expected to be paid/recovered for uncertain tax positions. Also refer note 23.

Percentage of completion method

Determination of revenues under the percentage of completion method necessarily involves making estimates, some of which are of technical nature. The estimates of project cost and the revenue thereon are reviewed periodically by management and the cumulative effect of any changes in estimates is recognised in the period in which such changes are determined. Where it is probable that total project expenses will exceed total revenues from a project, the expected loss is recognised immediately as an expense in the statement of profit and loss.

Defined benefit obligation

The cost of the defined benefit plans and the present value of the defined benefit obligation are based on actuarial valuation using the projected unit credit method. An actuarial valuation involves making various assumptions that may differ from actual developments in the future. These include the determination of the discount rate, future salary increases, employee turnover rate and mortality rates. Due to the complexities involved in the valuation and its long-term nature, a defined benefit obligation is highly sensitive to changes in these assumptions. All assumptions are reviewed at each reporting date. Also refer note 11.

Notes to the financial statements as on and for the year ended 31st March, 2018.

(All amounts in INR lakhs unless otherwise stated)

Note 3a: Property, plant and equipment

	Gross block				Accumulated depreciation,depletion,impairment,amortisation					Net Block	
Particulars	As at 01-Apr-17	Additions during the year	Deductions during the year	As at 31-Mar-18	As at 01-Apr-17	Charge for the year	Disposal/ Adjustments	Impairment charge for the year	As at 31-Mar-18	Value as at 31-Mar-18	Value as at 01-Apr-17
Freehold Land	35.00	-	-	35.00	-		-	-	-	35.00	35.00
Buildings	225.16	28.61	-	253.77	3.12	3.51	-	-	6.63	250.26	225.16
Furniture & Fixtures	164.59	14.47	-	179.06	1.46	16.72	-	-	18.18	162.34	164.59
Vehicles	42.05	-	-	42.05	7.04	6.82	-	-	13.86	35.23	42.05
Machinery	1,774.44	-	-	1,774.44	101.32	101.15	-	-	202.47	1,673.29	1,774.44
Total	2,241.24	43.08	-	2,284.32	112.94	128.20	-	-	241.14	2,156.12	2,241.24

	Gross block				Accumulated depreciation,depletion,impairment,amortisation					Net Block	
	Deemed Cost as on 01-Apr-16	Additions during the year	Deductions during the year	As at 31-Mar-17	As at 01-Apr-16	Charge for the year	Disposal/ Adjustments	Impairment charge for the year	As at 31-Mar-17	Value as at 31-Mar-17	Value as at 01-Apr-16
Freehold Land	35.00	-	-	35.00	-	-	-	-	-	35.00	35.00
Buildings	102.39	126.31	0.42	228.28	-	3.12	-	-	3.12	225.16	102.39
Furniture & Fixtures	3.68	162.37	-	166.05	-	1.46	-	-	1.46	164.59	3.68
Vehicles	49.09	-	-	49.09	-	7.04	-	-	7.04	42.05	49.09
Machinery	1,875.24	0.52	-	1,875.76	-	101.32	-	-	101.32	1,774.44	1,875.24
Total	2,065.40	289.20	0.42	2,354.18	-	112.94	-	-	112.94	2,241.24	2,065.40

Note 3b: Property, plant and equipment- additional disclosure

	Gross carrying amount as at 01-Apr-16	Accumulated Depreciation as on 01-Apr-16	Net Block As at 01-Apr-16	Gross carrying amount as at 31-Mar-17	Accumuated Depreciation as on 31-Mar-17	Net Block as at 31-Mar-17
Freehold Land	35.00	-	35.00	35.00	-	35.00
Buildings	190.23	87.72	102.51	316.12	90.84	225.28
Machinery	2,389.42	514.29	1875.13	2,389.93	615.61	1,774.32
Furniture & Fixtures	9.98	6.30	3.68	172.35	7.76	164.59
Vehicles	58.42	9.33	49.09	58.42	16.37	42.05
Total	2,683.05	617.64	2,065.41	2,971.82	730.58	2,241.24

Note 3c: Property, plant and equipment pledged as security

Refer to note 10(a) for information on property, plant and equipment pledged as security by the group.

Notes to the financial statements as on and for the year ended 31st March, 2018.

(All amounts in INR lakhs unless otherwise stated)

Note 4 : Investment Properties

Particulars	**Amount**
Deemed cost as at 01-Apr-2016	
Land	5.74
Building	1,237.17
Total	1,242.91
Addition during the year ended 31-Mar-2017	117.60
Disposal during the year ended 31-Mar-2017	-
Depreciation charge for year ended 31-Mar-2017	78.17
Closing carrying amount as at 31-Mar-2017 :	
Land	5.74
Building	1,276.60
Total	1,282.34
Addition during the year ended 31-Mar-2018	-
Depreciation charge for year ended 31-Mar-2018	59.20
Closing carrying amount as at 31-Mar-2018	
Land	5.74
Building	1,217.40
Total	1,223.14

The company's investment property consisits of industrial land and buildings and commercial property in India. The company has no restrictions on the realisability of it's investment property and no contractual obligation to purchase, construct or develop investment properties or for repairs, maintenance and enhancements.

i) Amounts recognised in profit or loss for investment properties

Particulars	**31-Mar-18**	31-Mar-17
Rental income	**97.53**	81.39
Direct operating expenses from property that generated rental income including depreciation	**66.59**	100.74
Direct operating expenses from property that did not generate rental income including depreciation	**6.18**	6.18

ii) Fair value

Particulars	**31-Mar-18**	31-Mar-17	01-Apr-16
Investment properties			
Land	**41,692.33**	40,785.98	40,731.59
Buildings	**3,589.88**	3,589.88	3,589.88
	45,282.21	44,375.86	44,321.47

Estimation of fair value

The company obtains independent valuation for its investment properties annually. The fair values of investment properties have been determined by A.D.Joshi Chartered Engineers and Valuers LLP. The fair market value done by valuers is based on physical inspection of properties and using comparable transfer instances of industrial plots to nearby locations for land and for building alongwith the prevailing rates, appropriate depreciation is considered .

Notes to the financial statements as on and for the year ended 31st March, 2018.

(All amounts in INR lakhs unless otherwise stated)

Note 5: Financial assets

5(a) Investments

1) Non-current investments	**31-Mar-18**	31-Mar-17	01-Apr-16
Investment in Equity Instruments			
Unquoted (at cost less provision for impairment if any)			
Investment in Subsidiary			
19,90,000 (31-Mar-2017: 19,90,000; 01-Apr-2016: 19,90,000) equity shares of Pudumjee Investment and Finance Company Ltd.of ₹ 10/-each fully paid-up (net of provision for impairment)	**63.85**	63.85	63.85
Investment in Joint Venture			
10,05,000 (31-Mar-2017: 10,05,000; 01-Apr-2016: NIL) equity shares of G-Corp Township Pvt. Ltd.of ₹ 10/-each fully paid-up	**100.75**	100.75	-
Investment in Associate			
6,75,000 (31-Mar-2017: 6,75,000; 01-Apr-2016: 6,75,000) equity shares of Pudumjee Plant Laboratories Ltd of ₹10/-each fully paid-up (net of provision for impairment)	**-**	-	-
Investment in Others (carried at FVTPL)	**0.52**	0.40	0.40
Quoted			
Investment in Associate at cost			
49,02,515 (31-Mar-2017: 9,56,725; 1-Apr-2016: 9,56,725) equity shares of 3P Land Holdings Limited of ₹ 2/-each fully paid-up	**667.58**	89.47	89.47
Investment in Equity instruments carried at FVOCI			
6,85,526 (31-Mar-2017: 6,85,526; 1-Apr-2016: 6,85,526) equity shares of Pudumjee Paper Products Ltd of ₹ 1/- each fully paid-up	**160.42**	173.09	122.02
Total	**993.12**	427.56	275.74
Aggregate amount of quoted investments and market value thereof	**760.97**	282.52	215.78
Aggregate amount of unquoted investments	**523.60**	523.60	422.85
Aggregate amount of impairment in the value of investments	**359.00**	359.00	359.00

2) Current investments	**31-Mar-18**	31-Mar-17	01-Apr-16
Investment in mutual funds			
Unquoted carried at fair value through Profit and Loss (FVTPL)			
60,993(31-Mar-2017: 31,024; 1-Apr-2016:NIL) units in Reliance Liquid Fund	**932.95**	474.28	-
32 (31-Mar-2017: 30; 01-Apr-2016: 29) units in Reliance Liquid Fund	**0.48**	0.46	0.44
202 (31-Mar-2017: 1,077; 1-Apr-2016:39) units in SBI Magnum Insta Cash Fund	**4.39**	18.04	0.65
Total	**937.82**	492.78	1.09
Aggregate amount of quoted investments and market value thereof	**-**	-	-
Aggregate amount of unquoted investments	**937.82**	492.78	1.09
Aggregate amount of impairment in the value of investments	**-**	-	-

Notes to the financial statements as on and for the year ended 31st March, 2018.

(All amounts in INR lakhs unless otherwise stated)

Note 5: Financial assets

5(b) Trade Receivables

	31-Mar-18	31-Mar-17	01-Apr-16
Trade receivables	**656.79**	168.96	111.64
Receivables from related parties	**0.59**	25.85	-
Less: Allowance for doubtful debts	**(6.54)**	(6.54)	-
Total	**650.84**	188.27	111.64
Current portion	**650.84**	188.27	111.64
Non-current portion	**-**	-	

Break-up of security details

	31-Mar-18	31-Mar-17	01-Apr-16
Secured, considered good	**-**	-	-
Unsecured, considered good	**650.84**	188.27	111.64
Unsecured, considered doubtful	**6.54**	6.54	-
Total	**657.38**	194.81	111.64
Allowance for doubtful debts	**(6.54)**	(6.54)	-
Total	**650.84**	188.27	111.64

No amounts are receivable from directors or other officers of the company either severally or jointly with any other person. Nor any amounts receivable from firms or private companies in which any director is a partner, a director or a member

5(c) Loans

	31-Mar-18	31-Mar-17	01-Apr-16
Non-current			
Unsecured, considered good			
Loan to Others	**-**	-	263.30
Investment in Preference Shares of PIFCO	**168.48**	151.45	136.15
Total	**168.48**	151.45	399.45
Current			
Unsecured, considered good			
Loan to related parties	**1,508.55**	2,298.94	2,980.53
Loan to Others	**354.99**	443.37	-
Total	**1,863.54**	2,742.31	2,980.53

5(d) Cash and cash equivalents

	31-Mar-18	31-Mar-17	01-Apr-16
Balances with banks			
- in current accounts	**381.43**	445.27	341.59
- in Unpaid Dividend Account	**18.44**	19.36	19.59
Cash on hand	**0.12**	2.50	0.17
Total	**399.99**	467.13	361.35

5(e) Other Bank Balances

	31-Mar-18	31-Mar-17	01-Apr-16
Deposits with original maturity of more than 12 months	**6.00**	12.00	12.00
Total	**6.00**	12.00	12.00

5(f) Other financial assets

	31-Mar-18	31-Mar-17	01-Apr-16
Non Current			
Security deposits	**24.63**	22.57	22.08
Total	**24.63**	22.57	22.08
Current			
Accrued Interest receivables	**0.87**	-	2.94
Total	**0.87**	-	2.94

Notes to the financial statements as on and for the year ended 31st March, 2018.

(All amounts in INR lakhs unless otherwise stated)

Note 6: Other Non-current assets

	31-Mar-18	31-Mar-17	01-Apr-16
CST Paid in protest	**7.26**	7.26	22.26
Total	**7.26**	7.26	22.26

Note 7: Inventories

	31-Mar-18	31-Mar-17	01-Apr-16
Raw materials and consumables	**44.63**	108.80	34.36
Construction Work-in-progress	**1,254.49**	1,779.68	1,950.70
Stock in trade - Land *	**1,441.67**	1,441.67	1,441.67
Total	**2,740.79**	3,330.15	3,426.73

*In the previous year 2013-14, one portion of land costing ₹ 0.14 lakhs was converted from fixed asset (i.e PP&E) into Stock-in-trade after revaluing the asset at an amount of ₹ 1441.67 lakhs, being the fair value of the land on 23.10.2013 (i.e. the date of conversion/revaluation). The revaluation gain is credited to Capital Reserves.

Note 8: Other current assets

	31-Mar-18	31-Mar-17	01-Apr-16
Capital Advances	**-**	-	32.16
Advances to suppliers	**725.62**	1,056.94	1,033.56
Advance to employees	**2.14**	2.12	2.30
Prepaid Expenses	**77.13**	80.85	78.63
Input GST /Service tax/Excise Recoverable	**4.44**	21.10	19.49
Total	**809.33**	1,161.01	1,166.14

Notes to the financial statements as on and for the year ended 31st March, 2018.

(All amounts in INR lakhs unless otherwise stated)

Note 9a : Equity share capital and other equity

(i) Equity share capital

	31-Mar-18	31-Mar-17	01-Apr-16
4,75,00,000 equity shares of ₹ 2 each (4,75,00,000 and 4,75,00,000 shares of ₹ 2 each at 31-Mar-2017 and 1-Apr-2016 respectively)	**950.00**	950.00	950.00
50,000 14%(Free of company's tax but subject to deduction of tax at source at the prescribed rates) Redeemable Cumulative Preference shares of ₹ 100/- each (50,000 and 50,000 shares of ₹ 100 each at 31-Mar-2017 and 1-Apr-2016 respectively)	**50.00**	50.00	50.00
	1,000.00	1,000.00	1,000.00

(ii) Issued, subscribed and Paid up :

	31-Mar-18	31-Mar-17	01-Apr-16
4,10,00,000 equity shares of ₹ 2 each (4,10,00,000 and 4,10,00,000 shares of ₹ 2 each at 31-Mar-2017 and 1-Apr-2016 respectively)	**820.00**	820.00	820.00
Issued during the year	**-**	-	-
	820.00	820.00	820.00

The Company has only one class of equity shares having a par value of ₹ 2 per share. Each holder of equity shares is entitled to one vote per share. The Company declares and pays dividends in Indian rupees. The dividend proposed by the Board of Directors is subject to the approval of the shareholders in the ensuing Annual General Meeting, except in case of Interim Dividend.

In the event of liquidation of the Company, the holder of equity shares will be entitled to receive any of the remaining assets of the Company, after distribution of all preferential amounts. The distribution will be in proportion to the number of equity shares held by the shareholders.

(iii) Details of shareholders holding more than 5% shares in the company

	31-Mar-18		31-Mar-17		01-Apr-16	
	Number of Shares (In Lakhs)	**% Holding**	Number of Shares (In Lakhs)	% Holding	Number of Shares (In Lakhs)	% Holding
Thacker & Co. Ltd.	**63.68**	**15.53%**	63.68	15.53%	63.68	15.53%
3P Land Holdings Limited (Formerly known as Pudumjee Industries Limited)	**34.13**	**8.32%**	34.13	8.32%	34.13	8.32%
Suma Commercial Pvt. Ltd.	**51.23**	**12.50%**	51.23	12.50%	51.23	12.50%
Chem-Mach Pvt. Ltd.	**25.33**	**6.18%**	25.33	6.18%	25.33	6.18%
Arunkumar Mahabir Prasad Jatia	**20.18**	**4.92%**	20.18	4.92%	-	-
Yashvardhan Jatia Trust	**48.33**	**11.79%**	47.33	11.54%	-	-
Yashvardhan Jatia	**-**	**-**	-	-	23.36	5.70%

Notes to the financial statements as on and for the year ended 31st March, 2018.

(All amounts in INR lakhs unless otherwise stated)

Note 9b :

Reserves and Surplus	**31-Mar-18**	31-Mar-17	01-Apr-16
Securities premium reserve	**1,537.50**	1,537.50	1,537.50
General Reserves	**400.00**	400.00	350.00
Capital Reserve	**1,479.79**	1,479.79	1,479.79
Retained earnings	**5,320.71**	4,981.98	4,498.02
Total reserves and surplus	**8,738.01**	8,399.27	7,865.31

(i) Securities premium reserve	**31-Mar-18**	31-Mar-17
Opening balance	**1,537.50**	1,537.50
Movement during the year	**-**	
Closing balance	**1,537.50**	1,537.50

(ii) General Reserves	**31-Mar-18**	31-Mar-17
Opening balance	**400.00**	350.00
Add:Transferred from retained earnings	**-**	50.00
Closing balance	**400.00**	400.00

(iii) Capital Reserve	**31-Mar-18**	31-Mar-17
Opening balance	**1,479.79**	1,479.79
Movement during the year	**-**	-
Closing balance	**1,479.79**	1,479.79

(iv) Retained earnings	**31-Mar-18**	31-Mar-17
Opening balance	**4,981.98**	4,498.02
Net profit for the year	**420.20**	628.19
Items of other comprehensive income recognised directly in retained earnings		
- Remeasurements of post-employment benefit obligation, net of tax	**23.20**	6.47
- Tax on above adjustment	**(5.97)**	(2.00)
- Transfer to General reserve	**-**	(50.00)
Dividends	**(82.00)**	(82.00)
Tax on Dividend	**(16.70)**	(16.70)
Closing balance	**5,320.71**	4,981.98

9(c) Other Reserves	**31-Mar-18**	31-Mar-17
FVOCI Equity Instruments		
Opening balance	**101.50**	50.43
Movement during the year	**(12.68)**	51.07
Closing Balance	**88.82**	101.50

9(d) Nature and purpose of reserves

Retained earnings:

Retained earnings comprises of the Company's undistributed earnings after taxes.

Capital reserve:

Capital reserve comprises of :

i) ₹ 5.86 lakhs on reissue of forfeited shares
ii) ₹ 1441.53 on treatment of land as stock in trade (Refer note 7)
iii) ₹ 32.4 lakhs on consolidation of joint operations with Pudumjee Gcorp Developers (Refer note 32E)

Securities premium reserve:

Securities premium reserve is used to record premium on issue of shares. The reserve is utilised in accordance with the provisions of the Companies Act, 2013.

Notes to the financial statements as on and for the year ended 31st March, 2018.

(All amounts in INR lakhs unless otherwise stated)

Note 10 : Financial liabilities

10(a) Non-current borrowings

	31-Mar-18	31-Mar-17	01-Apr-16
Secured			
Term loans			
From banks			
Term Loan 1	**780.52**	885.38	579.67
(Secured by Corporate guarantee of partners and Land and building under construction in phase III in Pudumjee Gcorp Developers) See note (a) below			
Term Loan 2	**-**	-	171.00
(Secured by first charge on the Assets at Sadawaghapur specifically purchased therefrom) See note (b) below			
Term Loan 3	**-**	129.50	301.50
(Secured by first charge on the Assets at Jath specifically purchased therefrom) See note (c) below			
Term Loan 4	**12.85**	26.35	38.65
(Secured by vehicle -BMW car purchased therefrom) See note (d) below			
Total	**793.37**	1,041.23	1,090.82
Less: Current maturities of long-term debt (included in Note 10(d))	**462.85**	143.00	355.30
Total	**330.52**	898.23	735.52

a) Repayable in 8 quarterly installments beginning with 31-Mar-2018 .Maturity date is 31-Dec-2019, coupon rate of interest of PLR -1.75% p.a.

b) Repayable in 20 equal quarterly installments beginning with 21-Jun-2012. Maturity date is 21-Mar-2017, coupon rate of interest of PLR-2% p.a.

c) Repayable in 20 equal quarterly installments beginning with 25- Sept-2013. Maturity date is 25-Dec-2017, coupon rate of interest of OBR+1.5% p.a.

d) Repayable in 36 monthly installments beginning with 01-Feb-2016. Maturity date is 01-Feb-2019, coupon rate of interest @ 10.7% p.a.

Note :10(b) Current borrowings

	31-Mar-18	31-Mar-17	01-Apr-16
Loans repayable on demand			
Unsecured			
From banks	**-**	-	86.40
Total	**-**	-	86.40

a) Unsecured loans from bank are repayable on demand and carries interest @ 11.25% .

10(c) Trade payables

	31-Mar-18	31-Mar-17	01-Apr-16
Current			
Trade payables	**258.14**	373.75	519.99
Trade payables to related parties	**0.12**	-	-
Total	**258.26**	373.75	519.99

* The Company has compiled this information based on the current information in its possession. As at 31st March 2018, no supplier has intimated the Company about its status as a Micro or Small Enterprise or its registration with the appropriate authority under the Micro, Small and Medium Enterprises Development Act, 2006.

10(d) Other financial liabilities

	31-Mar-18	31-Mar-17	01-Apr-16
Current			
Current maturities of long-term borrowings	**462.85**	143.00	355.30
Interest accrued but not due	**-**	-	0.10
Employees Dues	**15.37**	0.45	0.51
Unclaimed dividend	**18.44**	19.35	19.59
Other financial liabilities	**-**	0.05	-
Total	**496.66**	162.85	375.50

Notes to the financial statements as on and for the year ended 31st March, 2018.

(All amounts in INR lakhs unless otherwise stated)

Note 11: Employee benefit obligations

	31-Mar-18	31-Mar-17	01-Apr-16
Non Current			
Leave obligations	**10.01**	10.61	4.61
Share of Gratuity from Joint Operation	**3.55**	3.75	2.96
Gratuity	**23.71**	61.87	64.72
Total	**37.27**	76.23	72.29
Current			
Leave obligations	**50.57**	32.77	28.88
Share of Gratuity from Joint Operation	**2.75**	2.18	2.57
Gratuity	**23.00**	-	-
Total	**76.32**	34.95	31.45

(i) Leave obligations - The leave obligation covers the Company's liability for accumulated leaves that can be encashed or availed.

(ii) Defined benefit plans: a. Gratuity - The Company provides for gratuity for employees as per the terms of employment. Employees who are in continuous service for a period of 5 years are eligible for gratuity. The amount of gratuity payable on retirement/termination is the employees last drawn basic salary per month computed proportionately for 15 days salary multiplied for the number of years of service. The scheme is funded with Life Insurance Corporation of India (LIC). In addition, employees who have completed 20 years of service are eligible to additional gratuity computed proportionately for 7 days of last drawn basic salary per month, multiplied for the number of years of service. The additional gratuity benefit is unfunded.

(aa) The amounts recognised in the balance sheet and the movements in the net defined benefit obligation over the year are as follows:

Particulars		**Gratuity**	
	Present value of obligation	**Fair value of plan assets**	**Net liability amount**
April 1, 2016	152.60	91.41	61.18
Current service cost	8.54	-	8.54
Past service cost	-	-	-
Interest expense / (income)	12.21	(7.54)	4.67
Total amount recognised in profit and loss	20.75	(7.54)	13.21
Remeasurements			
Return on plan assets	-	-	-
(Gain) / loss from change in demographic assumptions	-	-	-
(Gain) / loss from change in financial assumptions	-	-	-
Experience (gains) / losses	(10.02)	3.55	(6.47)
Change in asset ceiling	-	-	-
Total amount recognised in OCI	(10.02)	3.55	(6.47)
Contributions - employer	-	6.05	(6.05)
Benefit payments	7.70	(7.70)	-
March 31, 2017	155.62	93.75	61.87
Current service cost	10.05	-	10.05
Past service cost	-	-	-
Interest expense / (income)	11.68	(7.54)	4.13
Total amount recognised in profit and loss	21.72	(7.54)	14.18
Remeasurements			
Return on plan assets	-	-	-
(Gain) / loss from change in demographic assumptions	-	-	-
(Gain) / loss from change in financial assumptions	(0.27)	(2.88)	(3.15)
Experience (gains) / losses	(22.69)	2.64	(20.05)
Change in asset ceiling	-	-	-
Total amount recognised in OCI	(22.97)	(0.24)	(23.20)
Contributions - employer	-	6.13	(6.13)
Contributions - employee /participant	-	-	-
Benefit payments	-	-	-
March 31, 2018	154.38	107.67	46.71

Notes to the financial statements as on and for the year ended 31st March, 2018.

(All amounts in INR lakhs unless otherwise stated)

Note 11 (Contd...)

The net liability disclosed above relates to funded plans. The Company has no legal obligation to settle the deficit in the funded plans with an immediate contribution or additional contribution. The Company intends to contribute in line with the recommendations of the fund administrator and the actuary.

(ab) **The net liability disclosed above relates to funded plans are as follows:**

Plan Type	**31-Mar-18**	31-Mar-17	01-Apr-16
Present value of obligation	**154.38**	155.62	152.60
Fair value of plan assets	**107.67**	93.75	91.41
Net liability	**46.71**	61.87	61.19

(ab)As at April 1, 2016, March 31, 2017 and March 31, 2018, plan assets were invested in funds managed by insurer (LIC).

(ac)Through its defined benefit plans, the group is exposed to number of risks, the most significant of which are detailed below:

Asset Volatility: The Plan liabilities are calculated using a discount rate set with reference to government bond yields. If plan assets underperform, this yield will create a deficit. The plan asset investments are in funds managed by insurer. These are subject to interest rate risk.

Changes in bond yield: A decrease in government bond yields will increase plan liabilities, although this may be partially offset by an increase in the returns from plan asset.

Defined benefit liability and employer contributions:

(ad) The Company ensures that the investment positions are managed within an asset-liability matching (ALM) framework that has been developed to achieve long-term investments that are in line with the obligations under the employee benefit plans. Within the framework, the Company's ALM objective is to match assets to the gratuity obligations by investing in funds with LIC in the form of a qualifying insurance policy.""The Company actively monitors how the duration and the expected yield of the investments are matching the expected cash outflows arising from the employee benefit obligations. The Company has not changed the process used to manage its risks from previous periods.

(ae)The Company expects to contribute ₹ 23 lakhs to the defined benefit plan during the next annual reporting period.

(af) The weighted average duration of the defined benefit obligation is 7.30 years (2017: 4.88 years). The expected maturity analysis of undiscounted pension and gratuity is as follows:

	Less than a year	Between 1 - 2 years	Between 2 - 5 years	Over 5 years	Total
31-Mar-18					
Defined benefit obligation gratuity	3.26	3.68	15.07	359.34	**381.35**
31-Mar-17					
Defined benefit obligation gratuity	3.64	3.86	180.94	38.70	**227.14**

The expected benefits are based on the same assumptions used to measure the Company's benefit obligations as of March 31, 2018.

Notes to the financial statements as on and for the year ended 31st March, 2018.

(All amounts in INR lakhs unless otherwise stated)

Note 11 (Contd...)

(ba)Present Value of Defined Benefit Obligation

	31-Mar-18	31-Mar-17
Balance as at the beginning of the year	**155.62**	152.60
Interest cost	**11.68**	12.21
Current service cost	**10.05**	8.54
Benefit paid	**-**	(7.70)
Actuarial (gains)/losses	**(22.97)**	(10.02)
Balance as at the end of the year	**154.38**	155.63

(bb)Fair value of Plan Assets	**31-Mar-18**	31-Mar-17
Balance as at the beginning of the year	**93.75**	91.41
Expected return on plan assets	**7.54**	7.54
Contributions by the Company	**6.13**	6.05
Benefit paid	**-**	(7.70)
Actuarial gains/(losses)	**0.24**	(3.55)
Balance as at the end of the year	**107.67**	93.75

	31-Mar-18	31-Mar-17
(bc)Net liabilities recognised in the Balance Sheet	**46.71**	61.87

(bd)Expenses recognised in the Statement of Profit and Loss

	31-Mar-18	31-Mar-17
Current service cost	**10.05**	8.54
Interest cost	**11.68**	12.21
Expected return on plan assets	**(7.54)**	(7.54)
Surplus utilised	**-**	-
Interest shortfall	**-**	-
Total expenses recognised in the statement of profit and loss	**14.19**	13.21

(be)The principal assumptions used for the purpose of actuarial valuation are as follows:

Particulars	31-Mar-18	31-Mar-17
India		
Discount Rate *	**7.60%**	7.50%
Expected Rate of Return on Plan Assets **	**7.50%**	7.50%
Salary Escalation Rate ***	**7.00%**	7.00%
Rate of Employee Turnover	**1.00%**	1.00%

* Discount rate is based on the prevailing market yields of Indian Government securities as at the balance sheet date for the estimated term of the obligations.

** The overall expected rate of return on assets is based on the expectation of the average long term rate of return expected on investments of the Fund during the estimated term of the obligations.

*** The estimates of future salary increases considered in actuarial valuation takes into account inflation, seniority, promotion and other relevant factors, such as demand and supply in the employment market.

(bf)Sensitivity analysis - the increase / (decrease) in present value of defined benefit obligation to changes in principal assumptions:

Particulars	**31-Mar-18**		31-Mar-17	
	Amount	**%**	Amount	%
- 1% increase in discount rate	**(4.08)**	**-3%**	(1.31)	-1%
- 1% decrease in discount rate	**1.17**	**1%**	1.39	1%
- 1% increase in salary escalation rate	**0.72**	**0%**	0.97	1%
- 1% decrease in salary escalation rate	**(0.67)**	**0%**	(0.93)	-1%
- 1% increase in rate of employee turnover	**0.04**	**0%**	0.02	0%
- 1% decrease in rate of employee turnover	**(0.02)**	**0%**	(0.02)	0%

The above sensitivity analysis are based on a change in an assumption while holding all other assumptions constant. In practice, this is unlikely to occur, and changes in some of the assumptions may be correlated.

Notes to the financial statements as on and for the year ended 31st March, 2018.

(All amounts in INR lakhs unless otherwise stated)

Note 11 (Contd...)

(iii) Defined contribution plans:

The Company also has certain defined contribution plans. Contributions are made to recognised funds for employees at the priscribed rate of basic salary as per regulations. The contributions are made to registered funds administered/approved by the government. The obligation of the Company is limited to the amount contributed and it has no further contractual nor any constructive obligation. In respect of these plans, contributions paid and recognised in the Statement of Profit and Loss are as follows:

Particulars	**31-Mar-18**	31-Mar-17
Contribution to Employees' Provident Fund	**18.76**	18.94
Contribution to Employees' Superannuation Fund	**14.77**	15.32

Note 12 : Deferred Tax Assets / Liabilities

a) Net Deferred Tax Liabilities:

Significant components of deferred tax assets and liabilities recognised, are disclosed as follows:

Particulars	**31-Mar-18**	31-Mar-17
Major Components of Deferred Tax Assets -		
Employee Benefits -		
- Provision for Gratuity	**12.03**	20.45
- Provision for Leave Encashment	**12.64**	10.34
- Bonus on payment basis	**0.12**	-
Allowances for doubtful trade receivables	**1.68**	2.16
Provision for expenses allowable on payment basis	**6.67**	(2.23)
Business Loss to be carried forward to next year	**12.75**	-
Amortization of financial asset	**40.79**	65.55
MAT Credit for F.Y. 16/17	**14.33**	10.37
	101.01	106.64
Major Components of Deferred Tax Liabilities -		
Property, Plant and Equipment	**366.73**	469.36
	366.73	469.36
Net Deferred tax liabilities	**265.72**	362.72

b) Movement in Deferred Tax (Assets) / Liabilities :

Significant Components of Deferred Tax (Assets) / Liabilities	Property, Plant and Equipment	Employee Benefits	MAT Credit entitlement	Int exp on unwinding financial liability	Int Income on unwinding financial assets	Other Temporary Differences	Business Loss carried forward	Total
As at 1-Apr-2016	468.23	(30.77)	-	6.73	(84.50)	1.81	-	361.50
(Charged)/credited:								
- to statement of profit and loss	1.13	(2.02)	(10.37)	(1.89)	14.11	(1.74)	-	(0.78)
- to other comprehensive income	-	2.00	-	-	-	-	-	2.00
As at 31-Mar-2017	469.36	(30.79)	(10.37)	4.84	(70.39)	0.07	-	362.72
(Charged)/credited:								
- to statement of profit and loss	(102.63)	0.02	(3.96)	(3.04)	27.80	(8.42)	(12.75)	(102.98)
- to other comprehensive income	-	5.98	-	-	-	-	-	5.98
As at 31-Mar-2018	**366.73**	**(24.79)**	**(14.33)**	**1.80**	**(42.59)**	**(8.35)**	**(12.75)**	**265.72**

Unused tax credits for which no deferred tax asset is recognised amounts to ₹ NIL.

Notes to the financial statements as on and for the year ended 31st March, 2018.

(All amounts in INR lakhs unless otherwise stated)

Note 13: Income tax liabilities (Net)

	31-Mar-18	31-Mar-17	01-Apr-16
Income tax liabilities (Net)	**112.95**	153.42	186.96

Note 14: Other current liabilities

	31-Mar-18	31-Mar-17	01-Apr-16
Non-Current			
Non refundable security deposit	**110.00**	110.00	110.00
	110.00	110.00	110.00
Current			
Advance from Customers	**805.25**	1,159.22	919.39
Payroll taxes payble	**0.14**	0.13	0.19
Statutory tax payables	**1.13**	4.67	1.82
Total	**806.52**	1,164.02	921.40

Notes to and forming part of the Profit and Loss Account for the period ended 31st March, 2018

(All amounts in INR lakhs unless otherwise stated)

Note 15: Revenue from operations

	31-Mar-18	31-Mar-17
Revenue form real estate project	**2,333.55**	1,318.77
Lease of real estate	**97.53**	81.39
Sale of wind power	**237.54**	375.76
	2,668.62	1,775.92
Other operating revenue		
Income from sale of REC certificate	**70.54**	105.39
Total	**2,739.16**	1,881.31

Note 16: Other income

	31-Mar-18	31-Mar-17
Dividend income from Mutual Funds	**40.53**	39.62
Dividend -Equity Investment	**1.15**	0.72
Interest Income		
-from loan to related party	**202.32**	271.31
-from loan to others	**15.01**	14.43
-from bank	**4.34**	
- others*	**-**	65.94
-Unwinding of discount on security deposits	**2.02**	1.81
-from financial assets at amortised cost	**47.49**	42.67
Miscellaneous Income	**1.27**	0.23
Profit on Sale of PP&E	**-**	6.58
Provision of earlier years written back	**24.53**	-
Total	**338.66**	443.31

* Interest income -others include Interest on Income tax refund

Notes to and forming part of the Profit and Loss Account for the period ended 31st March, 2018

(All amounts in INR lakhs unless otherwise stated)

	31-Mar-18	31-Mar-17
Note 17: Cost of construction/development		
Cost incurred during the period-		
Consumption of material & transportation	**470.91**	258.34
Sub-contract cost, labour and other charges	**231.22**	95.46
Legal cost and consultancy charges	**4.43**	4.50
Other construction expenses	**131.86**	36.95
Depreciation (refer note 21)	**3.61**	3.86
Employee benefit expenses (refer note 19)	**91.94**	106.01
Finance cost (refer note 20)	**112.53**	90.86
Admin cost directly related to construction	**108.14**	93.78
Total	**1,154.64**	689.76

Note 18: Changes in inventories of construction work-in-progress and finished inventory

	31-Mar-18	31-Mar-17
Opening balance		
Finished inventory	**-**	127.33
Construction work-in progress	**1,437.73**	1,518.35
Total opening balance	**1,437.73**	1,645.68
Closing balance		
Finished inventory	**-**	-
Construction work-in progress	**878.15**	1,437.73
Total closing balance	**878.15**	1,437.73
Changes in inventories of construction work-in-progress and finished inventory	**559.58**	207.95

Note 19: Employee benefit expense

	31-Mar-18	31-Mar-17
Salaries, wages and bonus	**309.83**	311.42
Contribution to provident and other funds	**33.53**	34.26
Staff welfare expenses	**0.07**	0.18
Less: Charged to construction work in progress	**(91.94)**	(106.01)
Total	**251.49**	239.85

Note 20: Finance costs

	31-Mar-18	31-Mar-17
Interest on borrowings measured at amortised cost	**130.18**	140.03
Bank Charges & Commission	**0.40**	0.07
Less: Charged to construction work in progress	**(112.53)**	(90.86)
Total	**18.05**	49.24

Notes to and forming part of the Profit and Loss Account for the period ended 31st March, 2018

(All amounts in INR lakhs unless otherwise stated)

Note 21: Depreciation and amortisation expenses

	31-Mar-18	31-Mar-17
Depreciation of PP&E and Investment Property	**187.41**	191.11
Less: Charged to construction work in progress	**(3.61)**	(3.86)
Total	**183.80**	187.25

Note 22: Other expenses

	31-Mar-18	31-Mar-17
Wind Power Expenses	**129.48**	61.25
Repairs and maintenance		
Buildings	**1.95**	7.81
Others	**0.92**	3.20
Directors Sitting fees	**3.51**	3.32
Rent expenses	**110.93**	105.81
Rates and taxes	**22.14**	45.67
Legal and professional fees	**31.01**	21.97
Advertisement & Sales Promotion	**32.18**	40.50
Provision for doubtful debts	**-**	6.54
Corporate social responsibility expenditure	**25.00**	35.00
Miscellaneous expenses	**16.91**	5.78
Total	**374.03**	336.85

Note 22(a): Details of payments to auditors

	31-Mar-18	31-Mar-17
Payment to auditors		
As auditor:		
Audit fee	**1.00**	1.00
Tax audit fee	**0.10**	-
In other capacities		
Taxation matters	**-**	0.10
Other services (incl.certification fees)	**0.30**	0.50
Re-imbursement of expenses	**-**	-
Total	**1.40**	1.60

Note 22(b): Corporate social responsibility expenditure

	31-Mar-18	31-Mar-17
Contribution to charity foundation	**25.00**	35.00
Contribution to slum rehabilitation program	**-**	-
Total	**25.00**	35.00
Amount required to be spent as per Section 135 of the Act	**24.03**	30.92
Amount spent during the year on		
(i) Construction/acquisition of an asset	**-**	-
(ii) On purposes other than (i) above	**25.00**	35.00

Notes annexed to and forming part of the Balance Sheet as at 31st March, 2018

(All amounts in INR lakhs unless otherwise stated)

Note 23 : Income Tax Expense

(a) Income Tax Expenses

	31-Mar-18	31-Mar-17
Current Tax		
Current Tax on Profits for the year	**219.00**	170.00
Adjustments of Current tax of prior periods	**-**	(203.08)
Total Current Tax Expenses	**219.00**	(33.08)
Deferred Tax		
Decrease / (Increase) in deferred tax assets	**5.63**	2.11
(Decrease) / Increase in deferred tax liabilities	**(102.63)**	(0.89)
Total Deferred Tax expenses / (benefit)	**(97.00)**	1.22
INCOME TAX EXPENSE	**122.00**	(31.86)

(b) The reconciliation between the provision of income tax and amounts computed by applying statutory income tax rate to profit before taxes is as follows:

	31-Mar-18	31-Mar-17
Profit before taxes	**536.22**	594.33
Enacted Income Tax Rate	**25.75%**	30.90%
Computed Expected Income Tax Expenses	**138.00**	184.00
Effect of Income exempt from tax	**(9.33)**	(12.49)
Effect of expenses not deductible for income tax purpose	**13.88**	23.36
Effect of deductions under Chapter VI A	**-**	(59.95)
Effect of tax on OCI item of Employee Benefit Obligation	**5.98**	(2.00)
Adjustments of Current tax for prior periods	**-**	(203.08)
Deferred tax relating to prior years	**-**	(8.00)
Reduction in deferred tax liability due to change in tax rate	**(82.53)**	32.30
Effect of Income chargeable at different rates of tax	**56.00**	14.00
Income Tax Expenses	**122.00**	(31.86)

(c) Amounts recognised in OCI

Particulars		**31-Mar-18**		31-Mar-17
	Income tax	**Deferred tax**	Income tax	Deferred tax
OCI				
- on remeasurements of post employment benefit obligations	**-**	**5.98**	-	2.00
Total	**-**	**5.98**	-	2.00

(d) Change in Tax Rate

The applicable statutory tax rate for the financial year 2017-18 is 25.75% and for financial year 2016-17 is 30.90%

Notes to the financial statements as on and for the year ended 31st March, 2018.

(All amounts in INR lakhs unless otherwise stated)

Note 24 : Fair Value Measurement:-

a) Financial Instruments by Category :-

	31-Mar-18			31-Mar-17			01-Apr-16		
	FVPL	**FVOCI**	**Amortised cost**	FVPL	FVOCI	Amortised cost	FVPL	FVOCI	Amortised cost
Financial assets									
Investments									
- Equity instruments*	**0.52**	**160.41**		0.40	173.09		0.40	122.02	
- Preference shares									
- Mutual funds	**937.82**			492.78			1.09		
Trade receivables			**650.84**			188.27			111.64
Loans			**2,032.02**			2,893.76			3,379.98
Cash and cash equivalents			**399.99**			467.13			361.35
Bank balances other than above			**6.00**			12.00			12.00
Security deposits			**24.63**			22.57			25.02
Other Financial Assets			**0.87**			0.00			2.94
Total financial assets	**938.34**	**160.41**	**3,114.35**	493.18	173.09	3,583.73	1.49	122.02	3,892.93
Financial liabilities									
Borrowings			**793.36**			1,041.23			1,177.22
Trade payables			**258.26**			373.75			519.99
Other Financial liabilities			**33.81**			19.85			20.20
Total financial liabilities			**1,085.43**			1,434.83			1,717.41

*Investment includes equity investments in subsidiaries, associates and joint ventures which are carried at costs and hence are not required to be disclosed as per Ind AS 107 "Financial Instruments Disclosures". Hence, the same have been excluded from the above table.

b) Fair Value Hierarchy:-

This section explains the judgements and estimates made in determining the fair values of the financial instruments that are recognised and measured at fair value. To provide an indication about the reliability of the inputs used in determining fair value, the Company has classified its financial instruments into three levels prescribed under the accounting standard. An explanation of each level follows underneath the table.

Financial assets and liabilities measured at fair value - recurring fair value measurements At 31-Mar-2018

	Notes	Level 1	Level 2	Level 3	Total
Financial assets					
Financial Investments at FVPL					
Mutual funds	5(a)(2)	937.82	-	-	937.82
Unquoted equity investments	5(a)(1)	-	-	0.52	0.52
Financial Investments at FVOCI					
Equity investments	5(a)(1)	160.41	-	-	160.41
Total financial assets		1,098.23	-	0.52	1,098.75
Financial liabilities		-	-	-	-

Financial assets and liabilities measured at fair value - recurring fair value measurements At 31-Mar-2017

	Notes	Level 1	Level 2	Level 3	Total
Financial assets					
Financial Investments at FVPL					
Mutual funds	5(a)(2)	492.78	-	-	492.78
Unquoted equity investments	5(a)(1)	-	-	0.40	0.40
Financial Investments at FVOCI					
Equity investments	5(a)(1)	173.09	-	-	173.09
Total financial assets		665.87	-	0.40	666.27
Financial liabilities		-	-	-	-

Notes to the financial statements as on and for the year ended 31st March, 2018.

(All amounts in INR lakhs unless otherwise stated)

Note 24 (b) : Fair Value Measurement:- (Contd….)

Financial assets and liabilities measured at fair value - recurring fair value measurements At 01-Apr-2016

	Notes	Level 1	Level 2	Level 3	Total
Financial assets					
Financial Investments at FVPL					
Mutual funds	5(a)(2)	1.09	-	-	1.09
Unquoted equity investments	5(a)(1)	-	-	0.40	0.40
Financial Investments at FVOCI					
Equity investments	5(a)(1)	122.02	-	-	122.02
Total financial assets		123.11	-	0.40	123.51
Financial liabilities		-	-	-	-

There have been no transfers between levels during the period.

c) Valuation technique used to determine fair value

Level 1: This hierarchy includes financial instruments measured using quoted prices. This includes listed equity instruments and mutual funds that have quoted price. The fair value of all equity instruments which are traded in the stock exchange is valued using the closing price as at the reporting period. The fair value of all mutual funds are arrived at by using closing Net Asset Value published by the respective mutual fund houses.

Level 2: Fair value of financial instruments that are not traded in an active market is determined using valuation techniques which maximize the use of observable market data and rely as little as possible on entity-specific estimates. If all significant inputs required to fair value an instrument as observable, the instrument is included in level 2.

Level 3: If one or more of the significant inputs is not based on observable data, the instrument is included in level 3. This is the case for unlisted equity securities.

d) As per Ind AS 107 "Financial Instrument:Disclosure", fair value disclosures are not required when the carrying amounts reasonably approximate the fair value. Accordingly fair value disclosures have not been made for the following financial instruments:-

1.Trade receivables

2.Cash and cash equivalent

3.Other bank balances

4.Security deposits

5.Interest accrued on deposits

6. Other payables

7.Borrowings

8.Trade payables

9.Capital creditors

10.Unpaid dividends

11.Employee dues

Notes to the financial statements as on and for the year ended 31st March, 2018.

(All amounts in INR lakhs unless otherwise stated)

Note 25:-FINANCIAL RISK MANAGEMENT

The Company's business activities are exposed to a variety of financial risks, namely liquidity risk, market risks and credit risk. The Company's senior management has the overall responsibility for establishing and governing the Company's risk management framework. The Company has constituted a Risk Management Committee, which is responsible for developing and monitoring the Company's risk management policies. The Company's risk management policies are established to identify and analyze the risks faced by the Company, to set and monitor appropriate risk limits and controls, periodically review the changes in market conditions and reflect the changes in the policy accordingly. The key risks and mitigating actions are also placed before the Audit Committee of the Company.

a. MANAGEMENT OF CREDIT RISK

Credit risk is the risk of financial loss to the Company if a customer or counter-party fails to meet its contractual obligations and arises principally from the company's receivables from customers, investments in debt securities, loans given to related parties and others.

Trade Receivables

Customer credit risk is managed by requiring customers to pay advances through progress billings before transfer of ownership, therefore, substantially eliminating the credit risk in this respect.

Based on prior experience and an assessment of the current economic environment, management believes there is no credit risk provision required. Also the company does not have any significant concentration of credit risk.

The ageing of trade receivables is as follows:-

Particulars	**31-Mar-18**	31-Mar-17	01-Apr-16
More than 6 Months	**6.54**	6.67	-
Others	**644.30**	181.16	111.64
Total	**650.84**	188.27	111.64

The amount reflected in the table above are not impaired as on the reporting date.

Other financial assets:-

The Company maintains exposure in cash and cash equivalents, term deposits with banks, investments in money market liquid mutual funds. The Company has set counter-parties limits based on multiple factors including financial position, credit rating, etc. The Company has given inter-corporate deposits (ICD) to its subsidiaries and associates amounting INR ₹ 1508.22 lakhs (31-Mar-2017: ₹ 2298.94 lakhs and 1-APR-2016: ₹ 2980.53 lakhs).It also have loan given to other parties for which periodic analysis is done for any risk of default.

The Company's maximum exposure to credit risk is the carrying value of each class of financial assets.

b. MANAGEMENT OF LIQUIDITY RISK

Liquidity risk is the risk that the Company will face in meeting its obligations associated with its financial liabilities. The Company's approach in managing liquidity is to ensure that it will have sufficient funds to meet its liabilities when due without incurring unacceptable losses or risking damage to company's reputation. In doing this, management considers both normal and stressed conditions.

Management monitors the rolling forecast of the company's liquidity position on the basis of expected cash flows. This monitoring includes financial ratios and takes into account the accessibility of cash and cash equivalents.

The company has access to funds from debt markets through loan from banks. The company invests its surplus funds in bank deposits and debt based mutual funds.

Notes to the financial statements as on and for the year ended 31st March, 2018.

(All amounts in INR lakhs unless otherwise stated)

Note 25(b) (Contd...)

The following table shows the maturity analysis of the Company's financial liabilities based on contractually agreed undiscounted cash flows along with its carrying value as at the Balance Sheet date.

		Undiscounted Amount				
Contractual maturities of financial liabilities	Carrying amount	Total	Payable within 1 year	Between 1 and 2 years	Between 2 and 5 years	Payable after 5 years
As at 31-Mar-2018						
Financial Liabilities						
Non-current						
Borrowings	**330.52**	**337.50**	**-**	**337.50**	**-**	**-**
Current						
Borrowings	**462.85**	**462.85**	**462.85**	**-**	**-**	**-**
Trade payables	**258.26**	**258.26**	**258.26**	**-**	**-**	**-**
Unclaimed Dividend	**18.44**	**18.44**	**18.44**	**-**	**-**	**-**
Other financial liabilities	**15.37**	**15.37**	**15.37**	**-**	**-**	**-**
Total Liabilites	**1,085.44**	**1,092.42**	**754.92**	**337.50**	**-**	**-**
As at 31-Mar-2017						
Non-current						
Borrowings	898.23	912.84	-	125.34	787.50	-
Current						
Borrowings	143.00	143.00	143.00	-	-	-
Trade payables	373.75	373.75	373.75	-	-	-
Unclaimed Dividend	19.35	19.35	19.35	-	-	-
Other financial liabilities	0.50	0.50	0.50	-	-	-
Total Liabilites	1,434.83	1,449.44	536.60	125.34	787.50	-
As at 01-Apr-2016						
Non-current						
Borrowings	735.52	755.85	-	143.01	87.84	525.00
Current						
Borrowings	441.70	441.70	441.70	-	-	-
Trade payables	519.99	519.99	519.99	-	-	-
Unclaimed Dividend	19.59	19.59	19.59	-	-	-
Other financial liabilities	0.61	0.61	0.61	-	-	-
Total Liabilites	1,717.41	1,737.74	981.89	143.01	87.84	525.00

c. MANAGEMENT OF MARKET RISK:

Market risk is the risk that the fair value or future cash flows of a financial instrument will fluctuate because of fluctuation in market prices. These comprise three types of risk i.e. currency rate , interest rate and other price related risks. Financial instruments affected by market risk include loans and borrowings, deposits and investments.

i.) Currency Risk and sensitivity:-

The Company does not have any currency risk as all operations are within India.

ii.) Interest Rate Risk and Sensitivity:-

Interest rate risk is the risk that the fair value or future cash flows on a financial instrument will fluctuate because of changes in market interest rates. The management is responsible for the monitoring of the company's interest rate position. Various variables are considered by the management in structuring the company's investment to achieve a reasonable, competitive cost of funding.

Notes to the financial statements as on and for the year ended 31st March, 2018.

(All amounts in INR lakhs unless otherwise stated)

Note 25(c) (Contd...)

Exposure to interest rate risk

The exposure of the company's borrowing to interest rate changes at the end of the reporting period are as follows:

Particulars	**31-Mar-18**	31-Mar-17	01-Apr-16
Financial Liabilities			
Variable rate instruments	**780.52**	1014.88	1,090.82
Fixed rate instruments	**12.85**	26.35	38.65
Total	**793.36**	1041.23	1129.47
Financial Assets			
Variable rate instruments	**1,863.54**	2,742.31	2,980.53
Total	**1,863.54**	2,742.31	2,980.53

Cash flow sensitivity analysis for variable rate instruments:-

Profit or loss is sensitive to higher/lower interest expense from borrowings as a result of changes in interest rates.

Particulars	Profit /(loss)	
	100bp increase	100bp decrease
March-18		
Financial liabilities (Variable rate instruments)	(7.81)	7.81
Financial Assets (Variable rate instruments)	18.63	(18.63)
	10.82	(10.82)
March-17		
Financial liabilities (Variable rate instruments)	(10.41)	10.41
Financial Assets (Variable rate instruments)	27.42	(27.42)
	17.01	(17.01)

The company does not have any additional impact on equity other than impact on retained earnings.

iii) Price Risk and Sensitivity:

The Company is mainly exposed to the price risk due to its investment in debt mutual funds and Equity instruments carried at FVOCI. The price risk arises due to uncertainties about the future market values of these investments. At 31st March 2018, the investments in debt mutual funds amounts to INR ₹ 937.82 lakhs (31-Mar-2017: ₹ 492.78 lakhs and 1-Apr-2016: ₹ 1.09 lakhs).These are exposed to price risk.

The Company has laid policies and guidelines which it adheres to in order to minimise price risk arising from investments in debt mutual funds.

A 1% increase in prices would have led to approximately an additional INR ₹ 9.37 lakhs gain in the Statement of Profit and Loss (2016-17: ₹ 4.93 lakhs gain). A 1% decrease in prices would have led to an equal but opposite effect.The company also have investment in equities of other companies. The company treats the investment as strategic and thus fair value the investment through OCI. Thus the changes in the market price of the securities are reflected under OCI and hence not having impact on profit and loss. The profit or loss on sale will be considered at the time of final disposal or transfer of the investment. Also investment in associates, subsidiaries and joint venture are carried at cost.

Note 26:- Capital Risk Management

The Company's policy is to maintain an adequate capital base so as to maintain creditor and market confidence and to sustain future development. Capital includes issued capital, share premium and all other equity reserves attributable to equity holders. In order to strengthen the capital base, the company may use appropriate means to enhance or reduce capital, as the case may be.

Notes to the financial statements as on and for the year ended 31st March, 2018.

(All amounts in INR lakhs unless otherwise stated)

Note 26 (Contd...)

Particulars	**31-Mar-18**	31-Mar-17	01-Apr-16
Borrowings	**793.37**	1,041.23	1,090.82
(current +non-current)			
Less: Cash and Cash equivalents	**405.99**	479.13	373.35
(including other bank balances)			
Less: Current Investment	**937.82**	492.78	1.09
Net Debt	**(550.44)**	69.32	716.38
Equity	**9,646.82**	9,320.77	8,735.74
Net Debt to Equity	**-**	0.74%	8.20%

Dividends

Particulars	**31-Mar-18**	31-Mar-17
Equity shares		
Final dividend for the year ended 31-Mar-2017 of INR ₹ 0.20 (31-Mar-2016 :INR ₹ 0.20) per fully paid share Dividends not recognised at the end of the reporting period	**82.00**	82.00
In addition to the above dividends, since year end the directors have recommended the payment of a final dividend of INR ₹ 0.20 per fully paid equity share (31-Mar-2017 - INR ₹ 0.20). This proposed dividend is subject to the approval of shareholders in the ensuing annual general meeting.	**82.00**	82.00

Note 27: Related party disclosure

A List of related parties (as identified and certified by the Management)

(i)

Name	**Relationship**
Pudumjee Investment & Finance Company Limited	Subsidiary Company
Pudumjee G:Corp Developers	Joint Operation Associate
G-Corp Township Limited	Joint Venture
3P Land Holdings Limited (formerly known as Pudumjee Industries Limited)	Associate Company
Pudumjee Plant Laboratories Limited	Associate Company
Pudumjee Paper Products Limited	Group Company

(ii) Key Management Personnel (KMP)

Name	**Designation**
Shri Arunkumar M.Jatia	Executive Chairman
Shri V.P.Leekha	Director
Shri S.K.Bansal	Whole-time Director & C.F.O.
Shri B.C.Dalal	Director
Shri V.K.Beswal	Director
Shri Gautam Khaitan	Director
Shri Nandan Damani	Director
Ms.Preeti Mehta	Director
Dr.Ashok Kumar	Director

(iii) Others

Name	**Relationship**
Pudumjee Pulp & Paper Mill Limited Office Staff Provident Fund	Entities where KMP have significant influence
M. P. Jatia Charitable Trust	

Notes to the financial statements as on and for the year ended 31st March, 2018.

(All amounts in INR lakhs unless otherwise stated)

Note No. 27 (Contd...)

B. Transaction with related parties

Sr. No.	Particulars	Volume of transactions during		Amount outstanding as on					
		31-Mar-18	31-Mar-17	31-Mar-18		31-Mar-17		01-Apr-16	
				Receivable	Payable	Receivable	Payable	Receivable	Payable
i.	**Inter corporate Deposits given**								
	Pudumjee Investment and Finance Co.Limited.	**83.04**	456.52	**0.33**	**-**	493.86	-	844.30	-
	Pudumjee Paper Products Limited	**1,004.50**	1,174.80	**2.95**	**-**	-	-	775.03	-
	3P Land Holdings Limited	**285.30**	629.95	**1,505.27**	**-**	1,805.07	-	1,361.20	-
ii.	Interest charged								
	Pudumjee Investment & Finance Company Limited	**50.41**	81.50	**-**	**-**	-	-	-	-
	Pudumjee Paper Products Limited	**3.28**	18.53	**-**	**-**	-	-	-	-
	3P Land Holdings Limited	**148.64**	171.28	**-**	**-**	-	-	-	-
iii.	Sale of goods								
	Pudumjee Paper Products Limited	**73.56**	223.66	**0.59**	**-**	25.85	-	-	-
iv.	Purchases Made								
	Pudumjee Paper Products Limited	**1.88**	0.73	**-**	**0.12**	-	-	-	-
v.	Reimbursement of Common Services								
	Pudumjee Paper Products Limited	**1.61**	2.06	**-**	**-**	-	-	-	-
vi.	Rent Received								
	Pudumjee Paper Products Limited	**108.73**	81.76	**-**	**-**	-		-	
vii.	Dividend received								
	Pudumjee Paper Products Limited	**1.03**	0.69	**-**	**-**	-		-	
viii.	Dividend Paid								
	3P Land Holdings Limited	**6.83**	6.83	**-**	**-**	-		-	
ix.	Purchase of shares(investment)								
	Pudumjee Investment & Finance Company Limited	**578.12**	-						
x.	Contribution to Employees' Provident Fund								
	Pudumjee Pulp & Paper Mill Limited Office Staff Provident Fund	**16.85**	16.85						
xi.	Donations given								
	M.P.Jatia Charitable Trust	**25.00**	15.00						
xii.	Remuneration to Key Management Personnel:								
a)	Short term employment benefits	**182.48**	182.54	**-**	**-**	-	-	-	-
b)	Post employment benefit	**43.67**	65.88	**-**	**-**	-	-	-	-
c)	Other long term benefits	**21.33**	3.86						
d)	Sitting fees to non-executive directors	**3.51**	3.32	**-**	**-**	-	-	-	-

Notes to the financial statements as on and for the year ended 31st March, 2018.

(All amounts in INR lakhs unless otherwise stated)

Note 28:- Contingent Liabilities not provided for in respect of:

	31-Mar-18	31-Mar-17
i) Claims against the Company not acknowledged as debts for excise duty,property tax and commercial claims etc.	**-**	128.34

Note 29 :- Computation of basic and diluted Earning Per Share (EPS)

	31-Mar-18	31-Mar-17
Basic/Diluted EPS:		
(a) Net Profit after tax as per Profit & Loss Account :		
After current and deferred Tax	**420.20**	628.19
(b) Number of Equity shares of ₹ 2/- each :	**410.00**	410.00
(c) Basic & Diluted (in ₹)	**1.02**	1.53

Note30:- Assets pledged as security

Kindly refer note no.10(a) for assets pledged as security.

Note 31:

(a) Operating lease as Leaser

The company leases various offices, land and buildings under non-cancellable operating leases expiring within two to five years. The leases have varying terms, escalation clauses and renewal rights. On renewal, the terms of the leases are renegotiated.

Particulars	**31-Mar-18**	31-Mar-17	01-Apr-16
Commitments for minimum lease payments in relation to non-cancellable operating leases are payable as follows:			
i) not later than one year	**94.52**	94.54	57.48
ii) later than one year and not later than five years	**162.62**	251.73	195.00
iii) later than five years	**Nil**	Nil	Nil

(b) Operating lease as Leasee :-

The Company has taken on lease certain land and facilities under operating lease arrangements that expire over the years as shown in the table below. Rental expense incurred by the Company under operating lease agreements totalled approximately ₹ 110.93 lakhs (31-Mar-2017 : ₹ 105.18 lakhs)

Particulars	**31-Mar-18**	31-Mar-17	01-Apr-16
Future minimum lease payments in respect of non-cancellable operating leases are payable as follows:			
i) not later than one year	**114.31**	108.94	103.83
ii) later than one year and not later than five years	**88.9**	201.65	309.03
iii) later than five years	**20.47**	22.04	23.60

Note 32 : First Time Adoption of IND AS :-

These are the company's first financial statement prepared in accordance with Ind AS. For periods up to and including the year ended 31st March, 2017, the Company prepared its financial statements in accordance with accounting standards notified under section 133 of the Companies Act 2013, read together with paragraph 7 of the Companies (Accounts) Rules, 2014 (Previous GAAP or Indian GAAP)

The accounting policies set out in Note 2 have been applied in preparing the financial statements for the year ended 31st March, 2018. In preparing its opening Ind AS balance sheet, the Company has adjusted the amounts reported previously in financial statements prepared in accordance with Previous GAAP. An explanation of how the transition from previous GAAP to Ind AS has affected the companies financial performance and cash flows is set out in the following tables and notes.

Notes to the financial statements as on and for the year ended 31st March, 2018.

(All amounts in INR lakhs unless otherwise stated)

Ind AS 101 allows first-time adopters certain exemptions/exception from the retrospective application of certain requirements under Ind AS. The Company has applied the following exemptions/exception:

(A) Ind AS optional exemptions

(i) Business combinations :-

Ind AS 101 provides the option to apply Ind AS 103 prospectively from the transition date or from a specific date prior to the transition date. This provides relief from full retrospective application that would require restatement of all business combinations prior to the transition date.

The company elected to apply Ind AS 103 prospectively to business combinations occurring after its transition date. Business combinations occurring prior to the transition date have not been restated.

(ii) Deemed cost:-

Ind AS 101 permits a first-time adopter to elect to continue with the carrying value for all of its property, plant and equipment as recognised in the financial statements as at the date of transition to Ind AS, measured as per the previous GAAP and use that as its deemed cost as at the date of transition after making necessary adjustments for de-commissioning liabilities. This exemption can also be used for intangible assets covered by Ind AS 38 Intangible Assets

Accordingly, the Company has elected to measure all of its property, plant and equipment and intangible assets at the Previous GAAP carrying value.

(iii) Investments in subsidiaries and joint ventures :-

Ind AS 101 permits an entitiy to account for its investments in subsidiary, joint ventures and associates either at cost or in accordance with Ind AS 109. The company has elected to measure investments in subsidiares, joint ventures and associates at previous GAAP carrying amount as deemed cost on the date of transition.

(iv) Designation of previously recognised financial instruments:-

Ind AS 101 permits an entity to designate investment in instruments (Other than equity investment in subisdiaries, joint ventures and associates) as at FVOCI based on facts and circumstances as at the date of transition to Ind AS .

The Company has availed this exemption to designate certain investment in equity instruments at FVOCI on the date of trasition.

(v) Transition provisions in an entity's separate financial statements:-

An entity that, in accordance with Ind AS 101, was previously accounting in its separate financial statements for its interest in a joint operation as an investment at cost shall:

a. derecognise the investment and recognise the assets and the liabilities in respect of its interest in the joint operation.

b.provide a reconciliation between the investment derecognised, and the assets and liabilities recognised, together with any remaining difference adjusted in retained earnings, at the date of transition to Ind ASs.

The company has elected to account for its share in each of the assets and liabilities in joint operation ,in its separate financial statement on transition to Ind AS.

For reconciliation refer note "E" below.

(B) Ind AS mandatory Exceptions:

(i) Estimates:-

An entities estimate in accordance with Ind Ass at the date of transtion to Ind AS shall be consistent with estimates made for the same in accordance with previous GAAP (after adjustments to reflect any difference in accounting policies), unless there is objective evidence that those estimates were in error.

Ind AS estimates as at 1 April 2016 are consistent with the estimates as at the same date made in conformity with previous GAAP. The Group made estimates for following items in accordance with Ind AS at the date of transition as these were not required under previous GAAP:

i)Investment in equity instruments carried at FVPL or FVOCI;

ii) Investment in debt instruments carried at FVPL; and

Notes to the financial statements as on and for the year ended 31st March, 2018.

(All amounts in INR lakhs unless otherwise stated)

iii) Impairment of financial assets based on expected credit loss model

(ii) Derecognition of financial assets and financial liabilities :-

Ind AS 101 requires a first-time adopter to apply the de-recognition provisions of Ind AS 109 prospectively for transactions occurring on or after the date of transition to Ind AS. However, Ind AS 101 allows a first-time adopter to apply the de-recognition requirements in Ind AS -109 retrospectively from a date of the entity's choosing, provided that the information needed to apply Ind AS 109 to financial assets and financial liabilities derecognised as a result of past transactions was obtained at the time of initially accounting for those transactions.

The company has elected to apply the de-recognition provisions of Ind AS 109 prospectively from the date of transition to Ind AS.

(iii) Classification and measurement of financial assets :-

Ind AS 101 requires an entity to assess classification and measurement of financial assets (investment in debt instruments) on the basis of the facts and circumstances that exist at the date of transition to Ind AS.

(C) Notes to the reconciliation of equity as at April 01, 2016 and March 31, 2017 and total comprehensive income for the year ended March 2017

I. Reconciliation of equity as at 01-April-2016

	Notes to first-time adoption	Previous GAAP *	Effect of IND AS adjustment	Ind AS
ASSETS				
Non-current assets				
Property, plant and equipment	2,1	3,305.00	(1,239.60)	2,065.40
Capital work-in-progress		46.49	-	46.49
Investment Property	2 ,1	-	1,242.91	1,242.91
Financial assets				
i. Investments	3,4,1	396.31	(120.57)	275.74
ii. Loan	6	509.20	(109.75)	399.45
iii. Other financial assets	5,1	27.49	(5.41)	22.08
Other non-current assets		41.75	(19.49)	22.26
Total non-current assets		4,326.24	(251.91)	4,074.33
Current assets				
Inventories	1	1,746.70	1,680.03	3,426.73
Financial assets				
i. Investments	1		1.09	1.09
ii. Loan	1	3,107.53	(127.00)	2,980.53
iii. Trade receivables	1	21.73	89.91	111.64
iv. Cash and cash equivalents	1	79.35	282.00	361.35
v. Bank balances other than (iv) above*	1	-	12.00	12.00
vi. Other financial assets	1	-	2.94	2.94
Other current assets	5,1	1,052.79	113.35	1,166.14
Total current assets		6,008.10	2,054.32	8,062.42
Total assets		10,334.34	1,802.41	12,136.75
EQUITY AND LIABILITIES				
Equity				
Equity share capital		820.00	-	820.00
Other equity				
Reserves and surplus	1,12	7,730.02	135.29	7,865.31
Other reserves	3	-	50.43	50.43
Total equity		8,550.02	185.72	8,735.74

Notes to the financial statements as on and for the year ended 31st March, 2018.

(All amounts in INR lakhs unless otherwise stated)

LIABILITIES				
Non-current liabilities				
Financial Liabilities				
i. Borrowings	8,1	155.85	579.67	735.52
Employee benefit obligations		72.29	(0.00)	72.29
Deferred tax liabilities	4,5,6,8	439.27	(77.77)	361.50
Other non-current liabilities		110.00	-	110.00
Total non-current liabilities		777.41	501.9	1,279.31
Current liabilities				
Financial liabilities				
i. Current borrowings	1	-	86.40	86.40
ii. Trade payables	1	48.82	471.17	519.99
iii. Other financial liabilities		375.50	(0.01)	375.50
Employee benefit obligations		31.45	0.00	31.45
Income tax liabilities (Net)	1	206.33	(19.35)	186.96
Other current liabilities	9,1	344.81	576.61	921.40
			-	
Total current liabilities		1,006.91	1,114.79	2,121.70
Total liabilities		1,784.32	1,616.69	3,401.01
Total equity and liabilities		10,334.34	1,802.41	12,136.75

* The previous GAAP figures have been reclassified to conform to Ind AS presentation requirements for the purposes of this note.

II Reconciliation of equity as at 31 March 2017

	Notes to first-time adoption	Previous GAAP *	Effect of IND AS adjustment	Ind AS
ASSETS				
Non-current assets				
Property, plant and equipment	2,1	3,522.30	(1,281.06)	2,241.24
Capital work-in-progress		130.87	-	130.87
Investment Property	2	-	1,282.34	1,282.34
Financial assets				-
i. Investments	3,4,1	497.06	(69.50)	427.56
ii. Loan	6	64.32	87.13	151.45
iii. Other financial assets	5,1	26.15	(3.58)	22.57
Other non-current assets		28.36	(21.10)	7.26
Total non-current assets		4,269.06	(5.77)	4,263.29
Current assets				-
Inventories	1	1,783.62	1,546.53	3,330.15
Financial assets				-
i. Investments	1	474.28	18.50	492.78
ii. Loan	1	2,886.15	(143.84)	2,742.31
iii. Trade receivables	1	44.36	143.91	188.27
iv. Cash and cash equivalents	1	43.76	423.37	467.13
v. Bank balances other than (iii) above*	1		12.00	12.00
vi. Other financial assets				
Other current assets	5,1	956.06	204.95	1,161.01
			-	

Notes to the financial statements as on and for the year ended 31st March, 2018.

(All amounts in INR lakhs unless otherwise stated)

Total current assets		6,188.23	2,205.42	8,393.65
Total assets		10,457.29	2,199.65	12,656.94
EQUITY AND LIABILITIES				
Equity				
Equity share capital		820.00	-	820.00
Other equity				
Reserves and surplus	1,12	8,337.45	61.82	8,399.27
Other reserves	3	-	101.50	101.50
Total equity		9,157.45	163.32	9,320.77
LIABILITIES				
Non-current liabilities				
Financial Liabilities				
i. Borrowings	8	12.85	885.38	898.23
Employee benefit obligations		76.23	0.00	76.23
Deferred tax liabilities	4,5,6,8	428.27	(65.55)	362.72
Other non-current liabilities		110.00	-	110.00
Total non-current liabilities		627.35	819.83	1,447.18
Current liabilities				
Financial liabilities				
i. Current borrowings			-	-
ii. Trade payables	1	62.21	311.54	373.75
iii. Other financial liabilities		162.85	-	162.85
Employee benefit obligations		34.95	(0.00)	34.95
Income tax liabilities (Net)	1	162.68	(9.26)	153.42
Other current liabilities	1	249.80	914.22	1,164.02
Total current liabilities		672.49	1,216.50	1,888.99
Total liabilities		1,299.84	2,036.33	3,336.17
Total equity and liabilities		10,457.29	2,199.65	12,656.94

* The previous GAAP figures have been reclassified to conform to Ind AS presentation requirements for the purposes of this note.

III. Reconciliation of total equity as at 31-Mar-2017 and 01-Apr-2016

Description	Notes to first -time adoption	31-Mar-17	01-Apr-16
Total equity (shareholder's funds) as per previous GAAP		9,157.45	8,550.02
Ind AS adjustments:			
Net adjustment on consolidation of Joint arrangement	1	32.40	32.40
Amortisation of financial liabilities on transition date	8	20.33	20.33
Interest income on unwinding of amortisation of financial assets	4,5,6	44.48	
Amortisation of financial assets on transition date	6	(91.69)	(91.69)
Interest expense on unwinding of discount on financial liabilities	8	(5.72)	
Amortisation of advance rentals	2,5	(3.53)	(1.28)
Reversal of proposed dividend and DDT	9	-	97.76
Deferred taxes on above Ind AS adjustments		65.55	77.77
Fair valuation of Investment in equities	3	101.50	50.43
Total Adjustments		163.32	185.72
Total equity (shareholder's funds) as per Ind AS		9,320.77	8,735.74

Notes to the financial statements as on and for the year ended 31st March, 2018.

(All amounts in INR lakhs unless otherwise stated)

IV Reconciliation of total comprehensive income for the year ended 31-Mar-2017

	Notes to first-time adoption	Previous GAAP *	Effect of IND AS adjustment	Ind AS
Continuing operations				
Revenue from operations	1	562.53	(1,318.78)	1,881.31
Net Profit from Real Estate Activity		-		
Other income (net)	1,3,4,6	644.52	201.21	443.31
Total income		1,207.05	(1,117.57)	2,324.62
Expenses				
Cost of material consumed	1	-	(689.76)	689.76
Changes in inventories of work-in-progress, and finished inventory	1	-	(207.95)	207.95
Employee benefit expense	10	233.38	(6.47)	239.85
Finance costs	8	43.52	(5.72)	49.24
Depreciation and amortisation expense	2	188.55	1.30	187.25
Other expenses	1,5,2,10	292.93	(43.92)	336.85
Total expenses		758.38	(952.52)	1,710.90
Profit before Prior period items and tax		448.67	(165.05)	613.72
Prior period expenses		(19.39)	-	(19.39)
Profit before tax		429.28	(165.05)	594.33
Income tax expense				
- Current tax	1	35.00	(135.00)	170.00
- Deferred tax	4,5,6,8	(11.00)	(10.22)	(0.78)
Provision for current tax for earlier years written back		(203.08)	-	(203.08)
Profit for the year		608.36	(19.83)	628.19
Other comprehensive income				
A (i) Items that will be reclassified to profit or loss			-	-
(ii) Income tax relating to items that will be reclassified to profit or loss		-	-	-
			-	
B (i) Items that will not be reclassified to profit or loss		-	-	-
- Changes in fair value of FVOCI equity instruments	3	-	(51.07)	51.07
- Remeasurements of post-employment benefit obligations	10	-	(6.47)	6.47
(ii) Income tax relating to items that will not be reclassified to profit or loss	10	-	2.00	(2.00)
			-	
Other comprehensive income for the year, net of tax		-	(55.54)	55.54
Total comprehensive income		608.36	(75.37)	683.73

Notes to the financial statements as on and for the year ended 31st March, 2018.

(All amounts in INR lakhs unless otherwise stated)

v Impact of Ind AS adoption on the statements of cash flows for the year ended March 31, 2017

	Notes to first-time adoption	Amounts as per previous GAAP	Effect of transition to Ind AS	Amount as per Ind AS
Net cash flow from operating activities	1	615.30	(76.24)	539.06
Net cash flow from investing activities	1	(153.36)	4.01	(149.35)
Net cash flow from financing activities	1	(497.53)	213.60	(283.93)
Net increase / (decrease) in cash and cash equivalents		(35.59)	141.37	105.78
Cash and cash equivalents as at April 1, 2016		79.35	282.00	361.35
Effects of exchange rate changes on cash and cash equivalents		-	-	-
Cash and cash equivalents as at March 31, 2017		43.76	423.37	467.13

VI Analysis of changes in cash and cash equivalents for the purposes of cash flows under Ind AS

	Notes to first-time adoption	31-Mar-17	01-Apr-16
Cash and cash equivalents as per previous GAAP		43.76	79.35
GAAP adjustments	1	423.37	282.00
Cash and cash equivalents for the purpose of statement of cash flows		467.13	361.35

(D) Notes to first time adoption (Contd….)

Note 1 - Investment in joint operation

"The company use to measure its investment in all type of joint ventures at cost in the separate (i.e. standalone) financial statements as per previous GAAP. However Ind AS classify Joint control arrangement into Joint venture and Joint operation, and provide separate treatment to be followed for each. “As per Ind AS 111, the Company should recognise, in relation to its interest in a joint operation, (a) its assets, including its share of any assets held jointly; (b) its liabilities, including its share of any liabilities incurred jointly; (c) its revenue from the sale of its share of the output arising from the joint operation; (d) its share of the revenue from the sale of the output by the joint operation; and (e) its expenses, including its share of any expenses incurred jointly, in its separate financial statement itself. On transition date, the Company assessed its joint control over M/s. Pudumjee G-Corp Developers, and concluded that the joint arrangement is in the nature of Joint operation. On the basis of the above assessments the Company has accounted for its investment in Joint operation in its seperate financial statement. Refer "Note E" below for detail.

Note 2: Property, plant and equipment

Industrial land and buildings and one commercial property, total of ₹ 1223.41 lakhs (31-Mar-2017: ₹ 1282.34 lakhs) shown as fixed assets under Indian GAAP has been reclassified to Investment property under Ind AS. Further lands, of total carrying value ₹ 31.33 lakhs as on transition date, taken on lease for 20-25 years that were earlier recognised as fixed asset in previous GAAP; have been recognised under other non-current assets as prepaid rent under Ind AS.

Note 3: Fair valuation of investments in equity instruments

"Under the previous GAAP, investments in equity instruments were classified as long-term investments or current investments based on the intended holding period and realisability. Long-term investments were carried at cost less provision for other than temporary decline in the value of such investments. Current investments were carried at lower of cost and fair value. Under Ind AS, these investments are required to be measured at fair value. The resulting fair value changes of these investments have been recognised in reserves under FVOCI - Equity investments, as at the date of transition and subsequently in the other comprehensive income for the year ended March 31, 2017. This increased the reserves by ₹ 51.07 lakhs as at 31st March, 2017 (1st April, 2016: ₹. 50.43 lakhs)."

Consequent to the above, the total equity as at 31st March, 2017 increased by ₹ 101.5 lakhs (1st April 2016 - ₹ 50.43 lakhs) and other comprehensive income for the year ended 31st March, 2017 increased by ₹ 51.07 lakhs.

Note 4: Investment in redemable preference shares

The Company has invested in redemable preference shares of its subsidiay that was recognised as investment in the financial statements under previous GAAP. However as per Ind AS redemable preference shares are in the nature of loan and hence the same has been recognised as loan and carried at amortised cost, in the Ind AS

financial statements. The preference shares' dividend was lower than market rates of interest. Accordingly an amount of ₹ 163.85 lakhs being the difference between the nominal value of the loan and its fair value calculated based on market interest rate has been classified as equity investment of the Company in subsidiary. The differential interest is accrued as income over the period of the loan. Accordingly, for the year ended 31st March, 2017 ₹ 15.29 lakhs accrued interest income was included in the loan amount.

Note 5: Other financial assets - Security deposits

Interest free security deposits have been accounted for at amortised cost using market rates of interest. The difference between the nominal amount of deposits and the amortised cost as at the date of transition to Ind AS of ₹ 7.37 lakhs (31st March, 2017: ₹ 5.39 lakhs) has been classified as prepaid expenses under other non-current assets. Interest income on deposits is recognised on effective interest rate basis disclosed under Other income and the prepaid expense is amortised on a straight line basis over the period of deposit disclosed under Other expenses - Rent.

Note 6: Other financial assets - Loan

The Company has given loans at below market rate of interest, that have been accounted for at amortised cost using market rates of interest. The difference between the nominal amount of loan and the amortised cost as at the date of transition to Ind AS of ₹ 91.69 lakhs has been accounted in retained earnings. The differential interest is accrued as income over the period of the loan. Accordingly, for the year ended 31st March, 2017 ₹ 27.37 lakhs accrued interest income was included in the loan amount.

Note 7: Investments in mutual funds

Under Indian GAAP, investment in mutual funds were measured at cost plus any accrued dividend. Under Ind AS, these are measured at fair value.

Note 8: Borrowings

"The Company had, as per previous GAAP, charged transaction costs incurred in connection with borrowings to profit or loss in the year it acquired the borrowings. Under Ind AS, transaction costs are included in the initial recognition amount of financial liability and charged to profit or loss using the effective interest method."This has resulted in increase in retained earning as on transition date, i.e. 1st April, 2016 by ₹ 20.33 lakhs, with corresponding reduction in borrowings. Consequently in the subsequent year ended 31st March, 2017, finance cost, calculated using effective interest rate was higher by ₹ 5.72 lakhs."

Note 9: Proposed dividend

Under the previous GAAP, dividends proposed by the board of directors after the balance sheet date but before the approval of the financial statements were considered as adjusting events. Accordingly, provision for proposed dividend was recognised as a liability. Under Ind AS, such dividends are recognised when the same is approved by the shareholders in the general meeting. Accordingly, the liability for proposed dividend (including dividend distribution tax thereon) of ₹ NIL as at 31st March, 2017 (1st April, 2016: ₹ 97.77 lakhs) included under provisions has been reversed with corresponding adjustment to retained earnings. Consequently, the total equity increased by an equivalent amount.

Note 10: Remeasurements of post-employment benefit obligations

Under Ind AS, remeasurements i.e. actuarial gains and losses and the return on plan assets, excluding amounts included in the net interest expense on the net defined benefit liability are recognised in other comprehensive income instead of profit or loss. Under the previous GAAP, these remeasurements were forming part of the profit or loss for the year. As a result of this change, the profit for the year ended March 31, 2017 increased by ₹ 6.47 lakhs. There is no impact on the total equity as at March 31, 2017.

Note 11: Other comprehensive income

Under Ind AS, all items of income and expense recognised in a period should be included in profit or loss for the period, unless a standard requires or permits otherwise. Items of income and expense that are not recognised in profit or loss but are shown in the statement of profit and loss as other comprehensive income include remeasurements of defined benefit plans and taxes thereon. The concept of other comprehensive income did not exist under previous GAAP.

Note 12: Retained earnings

Retained earnings as at 1st April 2016 has been adjusted consequent to the above Ind AS transition adjustments.

Note 13: Statement of cash flows

As explained in note 1, the company has recognised, in relation to its interest in Joint Operation ,assets and liabilities ,revenue and expenses and related cashflows,accordingly the cashflow from operating, Investing and financing activities has increased/(decreased) by ₹ (76.24), 4.01, 213.60 amount respectively.

Notes to the financial statements as on and for the year ended 31st March, 2018.

(All amounts in INR lakhs unless otherwise stated)

Note E :-Reconciliation of investment in joint operation

Proportionate share of assets and liabilities	As at 01-Apr-2016
Non-current assets	
Property, plant and equipment	35.93
Other non-current assets	2.12
Total non-current assets	38.05
Current assets	
Inventories	1,680.03
Trade receivables	89.92
Cash and cash equivalents	294.00
Other current assets	78.56
Total current assets	2,142.51
Total assets	2,180.56
Non-current liabilities	
Borrowings	600.00
Employee benefit obligations	0.00
Total non-current liabilities	600.00
Current liabilities	
Borrowings	86.40
Trade payables	625.37
Other liabilites	674.39
Total current liabilities	1,386.16
Total liabilities	1,986.16
Net assets recognised	194.40
Less: Investment in Pudumjee Gcorp as per books	
Investment in Joint Operation	35.00
Loan to Joint operation (considered as part of investment)	127.00
Net amount recognised in capital reserve	32.40

Note 33: Real estate transaction:-

Revenue from real estate projects including integrated townships is recognised on the 'Percentage of Completion Method' of accounting. Revenue is recognized, in relation to the sold areas only, on the basis of percentage of actual cost incurred thereon including land as against the total estimated cost of the project under execution subject to construction costs being 25% or more of the total estimated cost. The estimates of saleable area and costs are revised periodically by the management. The effect of such changes to estimates is recognised in the period such changes are determined.

In accordance with Guidance Note issued by the Institute of Chartered Accountants of India (ICAI), on 'Accounting for Real Estate Transactions (for entities to whom Ind AS is applicable), revenue is recognised on percentage of completion method if (a) actual construction and development cost (excluding land cost) incurred is 25% or more of the estimated cost, (b) At least 25% of the saleable project area is secured by contracts or agreements with buyers and (c)At least 10% of the total consideration as per sales agreement or any other legally enforceable document are realised as at the reporting date.

However, if and when the total project cost is estimated to exceed the total revenue from the project, the loss is recognized in the same financial year.

The estimates of the projected revenues, projected profits, projected costs, cost to completion and the foreseeable loss are reviewed periodically by the management and any effect of changes in estimates is recognized in the period in which such changes are determined.

Notes to the financial statements as on and for the year ended 31st March, 2018.

(All amounts in INR lakhs unless otherwise stated)

Note 33 (Contd...)

PARTICULARS	**Year ended March 31,2018**	Year ended March 31,2017
Project revenue recognised as revenue for the year ended	**2,333.55**	1,318.77
Methods used to determine the project revenue	**Percentage of completion**	Percentage of completion
Methods used to determine the stage of completion of the project	**%of actual cost to budgeted cost**	%of actual cost to budgeted cost
Aggregate amount of contract costs incurred and recognised profits (less recognised losses) for all the contracts in progress	**6,531.45**	4,128.50
Advances received	**560.26**	914.21
Trade receivables	**495.36**	143.91
Amount of work-in-progress	**1,254.49**	1,779.68
Amount of construction material	**44.63**	108.80

Note 34: Disclosure for changes in Financial Liabilities (as per amendment to Ind AS 7)

Particulars	31-Mar-17	Cash Flows	Non cash changes /Fair value/Amortisation changes	**31-Mar-18**
Long term borrowings (including current maturities)	898.23	(112.49)	7.63	**793.37**
Short term borrowings	143.00	(143.00)	-	**-**
Total liabilities from financing activities	1,041.23	(255.49)	7.63	**793.37**

Note 35: Reclassification

Previous year figure's have been reclassified to confirm to this year's classification

The accompanying notes are integral part of the financial statements.

As per our report of date attached

For J M AGRAWAL & CO.
Firm Registration No - 100130W
Chartered Accountants

PUNIT AGRAWAL
Partner
Membership No - 148757

Place : Lonavala
Date : 26th May, 2018

For and on behalf of the Board of Directors of AMJ Land Holdings Limited

B.C. DALAL
Director

A. K. JATIA
Executive Chairman

R. M. KULKARNI
Company Secretary

S. K. BANSAL
Director (Finance) &
Chief Financial Officer

Place : Lonavala
Date : 26th May, 2018

INDEPENDENT AUDITOR'S REPORT

To The Members of of AMJ Land Holdings Limited

Report on the Consolidated Indian Accounting Standards (Ind AS) Financial Statements

1. We have audited the accompanying consolidated financial statements of AMJ Land Holdings Limited ("hereinafter referred to as the Holding Company") and its subsidiary (the Holding Company and its subsidiary together referred to as "the Group"), its associates and jointly controlled entities; comprising of the consolidated Balance Sheet as at March 31, 2018, the consolidated Statement of Profit and Loss (including Other Comprehensive Income), the consolidated Cash Flow Statement for the year then ended and the Statement of Changes in Equity for the year then ended, and a summary of significant accounting policies and other explanatory information prepared based on the relevant records (hereinafter referred to as "the Consolidated Financial Statements").

Management's Responsibility for the Consolidated Financial Statements

2. The Holding Company's Board of Directors is responsible for the preparation of these consolidated financial statements in terms of the requirements of the Companies Act, 2013 (hereinafter referred to as "the Act") that give a true and fair view of the consolidated financial position, consolidated financial performance, consolidated cash flows and changes in equity of the Group including its associates and jointly controlled entities in accordance with accounting principles generally accepted in India including the Indian Accounting Standards specified in the Companies (Indian Accounting Standards) Rules, 2015 (as amended) under Section 133 of the Act. The Holding Company's Board of Directors is also responsible for ensuring accuracy of records including financial information considered necessary for the preparation of consolidated financial statements. The respective Board of Directors of the companies included in the Group and of its associates and jointly controlled entities are responsible for maintenance of adequate accounting records in accordance with the provisions of the Act for safeguarding the assets of the Group and its associates and joint ventures respectively and for preventing and detecting frauds and other irregularities; the selection and application of appropriate accounting policies; making judgements and estimates that are reasonable and prudent; and the design, implementation and maintenance of adequate internal financial controls, that were operating effectively for ensuring the accuracy and completeness of the accounting records, relevant to the preparation and presentation of the financial statements that give a true and fair view and are free from material misstatement, whether due to fraud or error, which has been used for the purpose of preparation of the consolidated financial statements by the Directors of the Holding Company, as aforesaid.

Auditor's Responsibility

3. Our responsibility is to express an opinion on these consolidated financial statements based on our audit. While conducting the audit, we have taken into account the provisions of the Act and the Rules made thereunder including the accounting standards and matters which are required to be included in the audit report.

4. We conducted our audit of the consolidated financial statements in accordance with the Standards on Auditing specified under Section 143(10) of the Act and other applicable authoritative pronouncements issued by the Institute of Chartered Accountants of India. Those Standards and pronouncements require that we comply with ethical requirements and plan and perform the audit to obtain reasonable assurance about whether the consolidated financial statements are free from material misstatement.

5. An audit involves performing procedures to obtain audit evidence about the amounts and disclosures in the consolidated financial statements. The procedures selected depend on the auditors' judgement, including the assessment of the risks of material misstatement of the consolidated financial statements, whether due to fraud or error. In making those risk assessments, the auditor considers internal financial control relevant to the Holding Company's preparation of the consolidated financial statements that give a true and fair view, in order to design audit procedures that are appropriate in the circumstances. An audit also includes evaluating the appropriateness of the accounting policies used and the reasonableness of the accounting estimates made by the Holding Company's Board of Directors, as well as evaluating the overall presentation of the consolidated financial statements.

6. We believe that the audit evidence obtained by us and the audit evidence obtained by the other auditors in terms of their reports referred to in sub-paragraph 8 of the Other Matters paragraph below, is sufficient and appropriate to provide a basis for our audit opinion on the consolidated financial statements.

Opinion

7. In our opinion and to the best of our information and according to the explanations given to us, the aforesaid

consolidated financial statements give the information required by the Act in the manner so required and give a true and fair view in conformity with the accounting principles generally accepted in India of the consolidated state of affairs of the Group, its associates and jointly controlled entities as at March 31, 2018, and their consolidated total comprehensive income (comprising of consolidated profit/ loss and consolidated other comprehensive income), their consolidated cash flows and consolidated changes in equity for the year ended on that date.

Other Matter

8. We did not audit the financial statements of one jointly controlled entity whose financial statements reflect total assets of ₹ 1,904.68 lakhs as at March 31, 2018, total revenue of ₹ 2,333.55, total comprehensive income (comprising of profit and other comprehensive income) of ₹ 403.27 lakhs and net cash flows/(outflow) amounting to ₹ (122.97) lakhs for the year ended on that date, as considered in the consolidated financial statements. The consolidated financial statements also include the Group's share of total comprehensive income (comprising of profit/ (loss) and other comprehensive income) of ₹ (12.34) lakhs for the year ended March 31, 2018 as considered in the consolidated financial statements, in respect of one joint venture whose financial statements have not been audited by us. These financial statements have been audited by other auditors whose reports have been furnished to us by the Management, and our opinion on the consolidated financial statements insofar as it relates to the amounts and disclosures included in respect of these jointly controlled entity and joint venture and our report in terms of sub-section (3) of Section 143 of the Act insofar as it relates to the aforesaid jointly controlled entity and joint venture, is based solely on the reports of the other auditors.

   Our opinion on the consolidated financial statements and our report on Other Legal and Regulatory Requirements below, is not modified in respect of the above matters with respect to our reliance on the work done and the reports of the other auditors.

9. The comparative financial information of the Group for the year ended March 31, 2017 and the transition date opening balance sheet as at April 1, 2016 included in these consolidated financial statements, are based on the previously issued statutory financial statements for the years ended March 31, 2017 and March 31, 2016 prepared in accordance with the Companies (Accounting Standards) Rules, 2006 (as amended) which were audited by the predecessor auditor, who expressed an unmodified opinion vide reports dated May 20, 2017 and May 28, 2016 respectively. The adjustments to those financial statements for the differences in accounting principles adopted by the Group on transition to the Ind AS have been audited by us. Our opinion is not qualified in respect of these matters.

Report on Other Legal and Regulatory Requirements

10. As required by Section143(3) of the Act, we report, to the extent applicable, that:

(a) We have sought and obtained all the information and explanations which to the best of our knowledge and belief were necessary for the purposes of our audit of the aforesaid consolidated financial statements.

(b) In our opinion, proper books of account as required by law relating to preparation of the aforesaid consolidated financial statements have been kept so far as it appears from our examination of those books and records and the reports of the other auditors.

(c) The Consolidated Balance Sheet, the Consolidated Statement of Profit and Loss (including other comprehensive income), Consolidated Cash Flow Statement and the Consolidated Statement of Changes in Equity dealt with by this Report are in agreement with the relevant books of account maintained for the purpose of preparation of the consolidated financial statements.

(d) In our opinion, the aforesaid consolidated financial statements comply with the Indian Accounting Standards specified under Section 133 of the Act.

(e) On the basis of the written representations received from the directors of the Holding Company as on March 31, 2017 taken on record by the Board of Directors of the Holding Company and the reports of the statutory auditors of its subsidiary company, associates companies and jointly controlled companies incorporated in India, none of the directors of the Group companies, its associate companies and joint venture incorporated in India is disqualified as on March 31, 2018 from being appointed as a director in terms of Section 164 (2) of the Act.

(f) With respect to the adequacy of the internal financial controls over financial reporting of the Holding Company, its subsidiary company, associates companies and jointly controlled companies incorporated in India and the operating effectiveness of such controls, refer to our separate Report in Annexure A.

(g) With respect to the other matters to be included in the Auditors' Report in accordance with Rule 11 of the Companies (Audit and Auditors) Rules, 2014, in our opinion and to the best of our information and according to the explanations given to us:

i. There were no pending litigations as at March 31, 2018, which would impact the consolidated financial position of the Group, its associates, jointly controlled entity and joint venture.

ii. The Group, its associates, jointly controlled entity and joint venture did not have any long-term contracts including derivative contracts as at March 31, 2018.

iii. There has been no delay in transferring amounts, required to be transferred, to the Investor Education and Protection Fund by the Holding Company and its subsidiary company, associate companies and joint venture incorporated in India during the year ended March 31, 2018.

iv. The reporting on disclosures relating to Specified Bank Notes is not applicable to the Group for the year ended March 31, 2018.

For J M Agrawal & Co.
Firm Registration Number: 100130W
Chartered Accountants

Punit Agrawal
Partner
Membership Number: 148757

Place: Lonavala
Date: May 26, 2018

Annexure A to Independent Auditors' Report

Referred to in paragraph 10(f) of the Independent Auditors' Report of even date to the members of AMJ Land Holdings Limited on the consolidated financial statements for the year ended March 31, 2018

Report on the Internal Financial Controls under Clause (i) of Sub-section 3 of Section 143 of the Act

1. In conjunction with our audit of the consolidated financial statements of the Company as of and for the year ended March 31, 2018, we have audited the internal financial controls over financial reporting of AMJ Land Holdings Limited (hereinafter referred to as "the Holding Company") and its subsidiary company, its associate companies and jointly controlled company, which are companies incorporated in India, as of that date.

Management's Responsibility for Internal Financial Controls

2. The respective Board of Directors of the Holding company, its subsidiary company, its associate companies and jointly controlled company, which are companies incorporated in India, are responsible for establishing and maintaining internal financial controls based on "internal control over financial reporting criteria established by the Company considering the essential components of internal control stated in the Guidance Note on Audit of Internal Financial Controls Over Financial Reporting issued by the Institute of Chartered Accountants of India (ICAI)". These responsibilities include the design, implementation and maintenance of adequate internal financial controls that were operating effectively for ensuring the orderly and efficient conduct of its business, including adherence to the respective company's policies, the safeguarding of its assets, the prevention and detection of frauds and errors, the accuracy and completeness of the accounting records, and the timely preparation of reliable financial information, as required under the Act.

Auditor's Responsibility

3. Our responsibility is to express an opinion on the Company's internal financial controls over financial reporting based on our audit. We conducted our audit in accordance with the Guidance Note on Audit of Internal Financial Controls Over Financial Reporting (the "Guidance Note") issued by the ICAI and the Standards on Auditing deemed to be prescribed under section 143(10) of the Companies Act, 2013, to the extent applicable to an audit of internal financial controls, both applicable to an audit of internal financial controls and both issued by the ICAI. Those Standards and the Guidance Note require that we comply with ethical requirements and plan and perform the audit to obtain reasonable assurance about whether adequate internal financial controls over financial reporting was established and maintained and if such controls operated effectively in all material respects.

4. Our audit involves performing procedures to obtain audit evidence about the adequacy of the internal financial controls system over financial reporting and their operating effectiveness. Our audit of internal financial controls over financial reporting included obtaining an understanding of internal financial controls over financial reporting, assessing the risk that a material weakness exists, and testing and evaluating the design and operating effectiveness of internal control based on the assessed risk. The procedures selected depend on the auditor's judgement , including the assessment of the risks of material misstatement of the financial statements, whether due to fraud or error.

5. We believe that the audit evidence we have obtained and the audit evidence obtained by the other auditors in terms of their reports referred to in the Other Matters paragraph below, is sufficient and appropriate to provide a basis for our audit opinion on the Company's internal financial controls system over financial reporting.

Meaning of Internal Financial Controls Over Financial Reporting

6. A company's internal financial control over financial reporting is a process designed to provide reasonable assurance regarding the reliability of financial reporting and the preparation of financial statements for external purposes in accordance with generally accepted accounting principles. A company's internal financial control over financial reporting includes those policies and procedures that (1) pertain to the maintenance of records that, in reasonable detail, accurately and fairly reflect the transactions and dispositions of the assets of the company; (2) provide reasonable assurance that transactions are recorded as necessary to permit preparation of financial statements in accordance with generally accepted accounting principles, and that receipts and expenditures of the company are being made only in accordance with authorisations of management and directors of the company; and (3) provide reasonable assurance regarding prevention or timely detection of unauthorised acquisition, use, or disposition of the company's assets that could have a material effect on the

financial statements.

Inherent Limitations of Internal Financial Controls Over Financial Reporting

7. Because of the inherent limitations of internal financial controls over financial reporting, including

the possibility of collusion or improper management override of controls, material misstatements due to error or fraud may occur and not be detected. Also, projections of any evaluation of the internal financial controls over financial reporting to future periods are subject to the risk that the internal financial control over financial reporting may become inadequate because of changes in conditions, or that the degree of compliance with the policies or procedures may deteriorate.

Opinion

8. In our opinion, the Holding Company, its subsidiary company, its associate companies and jointly controlled company, which are companies incorporated in India, have, in all material respects, an adequate internal financial controls system over financial reporting and such internal financial controls over financial reporting were operating effectively as at March 31, 2018, based on the internal control over financial reporting criteria established by the Company considering the essential components of internal control stated in the Guidance Note on Audit of Internal Financial Controls Over Financial Reporting issued by the Institute of Chartered Accountants of India.

Other Matters

9. Our aforesaid reports under Section 143(3)(i) of the Act on the adequacy and operating effectiveness of the internal financial controls over financial reporting in so far as it relates to one jointly controlled company, which is companies incorporated in India, is based on the corresponding reports of the auditors of such company incorporated in India. Our opinion is not qualified in respect of this matter.

For J M Agrawal & Co.
Firm Registration Number: 100130W
Chartered Accountants

Punit Agrawal
Partner
Membership Number: 148757

Place: Lonavala
Date: May 26, 2018

CONSOLIDATED BALANCE SHEET AS AT 31ST MARCH, 2018

	Note No.	AS AT 31.03.2018 (₹ in Lakhs)	AS AT 31.03.2017 (₹ in Lakhs)	AS AT 01.04.2016 (₹ in Lakhs)
ASSETS				
Non-current assets				
Property, plant and equipment	3	**2,156.12**	2,241.24	2,065.40
Capital work-in-progress		**159.12**	130.87	46.49
Investment Property	4	**1,223.14**	1,282.34	1,242.91
Financial assets				
i. Investments	5(a)	**1,689.85**	1,832.46	1,209.23
ii. Loan	5(c)	**-**	-	263.30
iii. Other financial assets	5(f)	**24.63**	22.57	22.08
Other non-current assets	6	**7.26**	7.26	22.26
Total non-current assets		**5,260.12**	5,516.74	4,871.67
Current assets				
Inventories	7	**2,740.79**	3,330.15	3,689.87
Financial assets				
i. Investments	5(a)	**956.44**	492.78	1.09
ii. Loan	5(c)	**1,863.21**	2,248.45	2,136.23
iii. Trade receivables	5(b)	**650.84**	188.27	111.64
iv. Cash and cash equivalents	5(d)	**400.45**	467.58	362.31
v. Bank balances other than (iv) above*	5(e)	**6.00**	12.00	12.00
vi. Other financial assets	5(f)	**0.87**	-	2.94
Other current assets	8	**809.35**	1,161.40	1,166.33
Total current assets		**7,427.95**	7,900.63	7,482.41
Total assets		**12,688.07**	13,417.37	12,354.08
EQUITY AND LIABILITIES				
Equity				
Equity share capital	9(a)	**820.00**	820.00	820.00
Other equity				
Reserves and surplus	9(b)	**8,711.77**	8,459.93	7,868.50
Other reserves	9(c)	**657.26**	788.74	259.25
Total equity		**10,189.03**	10,068.67	8,947.75
LIABILITIES				
Non-current liabilities				
Financial Liabilities				
i. Borrowings	10(a)	**330.52**	898.23	735.52
Employee benefit obligations	11	**37.27**	76.23	72.29
Deferred tax liabilities	12	**265.72**	362.72	361.50
Other non current liabilities	14	**110.00**	110.00	110.00
Total non-current liabilities		**743.51**	1,447.18	1,279.31
Current liabilities				
Financial liabilities				
i. Current borrowings	10(b)	**-**	-	86.40
ii. Trade payables	10(c)	**258.26**	377.10	525.33
iii. Other financial liabilities	10(d)	**497.36**	163.57	375.50
Employee benefit obligations	11	**76.32**	34.95	31.45
Income tax liabilities (Net)	13	**111.95**	153.42	186.94
Other current liabilities	14	**811.64**	1,172.48	921.40
Total current liabilities		**1,755.53**	1,901.52	2,127.02
Total liabilities		**2,499.04**	3,348.70	3,406.33
Total equity and liabilities		**12,688.07**	13,417.37	12,354.08

The accompanying notes are integral part of the financial statements.

As per our report of date attached

For J M AGRAWAL & CO.
Firm Registration No - 100130W
Chartered Accountants

PUNIT AGRAWAL
Partner
Membership No - 148757

Place : Lonavala
Date : 26th May, 2018

For and on behalf of the Board of Directors of AMJ Land Holdings Limited

B.C. DALAL
Director

A. K. JATIA
Executive Chairman

R. M. KULKARNI
Company Secretary

S. K. BANSAL
Director (Finance) &
Chief Financial Officer

Place : Lonavala
Date : 26th May, 2018

CONSOLIDATED STATEMENT OF PROFIT & LOSS FOR THE YEAR ENDED 31ST MARCH, 2018

	Note No.	Year Ended 31 March 2018 (₹ in Lakhs)	Year Ended 31 March 2017 (₹ in Lakhs)
Income			
Revenue from operations	15	**2,739.16**	2,538.50
Other income (net)	16	**280.74**	471.66
Total income		**3,019.90**	3,010.16
Expenses			
Cost of material consumed	17	**1,154.64**	922.01
Changes in inventories of work-in-progress, finished inventory and securities held as stock in trade	18	**559.58**	471.08
Employee benefit expense	19	**251.49**	239.85
Finance costs	20	**18.15**	49.32
Depreciation and amortisation expense	21	**183.80**	187.25
Other expenses	22	**376.57**	462.31
Total expenses		**2,544.23**	2,331.82
Profit before prior period items, share of net profit/(loss)of associate and joint venture and tax		**475.67**	678.33
Share of net profit/(loss) of associate, joint venture by using equity methood of accounting		**(14.34)**	(6.71)
Prior period expenses		**-**	19.39
Profit before tax		**461.33**	652.24
Income tax expense			
- Current tax	23	**231.00**	170.00
- Deferred tax	12	**(102.98)**	(0.77)
Provision for tax for earlier year written back		**-**	(203.08)
Profit for the year		**333.31**	686.09
Other comprehensive income			
A (i) Items that will be reclassified to profit or loss			-
B (i) Items that will not be reclassified to profit or loss			
- Share of changes in fair value of FVOCI equity instrument from associate		**(85.95)**	346.14
- Changes in fair value of FVOCI equity instruments		**(45.53)**	183.35
- Remeasurements of post-employment benefit obligations	11	**23.20**	6.47
- Income tax relating to above items	12	**(5.98)**	(2.00)
Other comprehensive income for the year, net of tax		**(114.26)**	533.96
Total comprehensive income for the Period		**219.05**	1,220.06
Paid up Equity Capital (face value of ₹ 2/-per share)		**820.00**	820.00
Earning per equity share:			
(1) Basic (₹)	30	**0.81**	1.67
(2) Diluted (₹)		**0.81**	1.67

The accompanying notes are integral part of the financial statements.

As per our report of date attached

For and on behalf of the Board of Directors of AMJ Land Holdings Limited

For J M AGRAWAL & CO.
Firm Registration No - 100130W
Chartered Accountants

B.C.DALAL
Director

A. K. JATIA
Executive Chairman

PUNIT AGRAWAL
Partner
Membership No - 148757

R. M. KULKARNI
Company Secretary

S. K. BANSAL
Director (Finance) &
Chief Financial Officer

Place : Lonavala
Date : 26th May, 2018

Place : Lonavala
Date : 26th May, 2018

STATEMENT OF CONSOLIDATED CASH FLOW FOR THE YEAR ENDED 31ST MARCH, 2018

	Year Ended 31 March 2018 (₹ in Lakhs)	Year Ended 31 March 2017 (₹ in Lakhs)
Cash Flow from Operating Activities		
Profit before income tax	**461.33**	652.24
Adjustments for		
Depreciation and amortisation expense	**187.41**	191.11
Gain on disposal of property, plant and equipment	-	(6.58)
Dividend and interest income classified as investing cash flows	**(201.96)**	(435.67)
Finance costs	**10.52**	43.60
Unwinding of Financial Assets / Liabilities	**55.12**	(43.31)
Change in operating assets and liabilities, net of effects from purchase of controlled entities and sale of subsidiary:		
(Increase)/Decrease in trade receivables	**(462.57)**	(76.63)
(Increase)/Decrease in inventories	**589.36**	359.72
Increase/(Decrease) in trade payables	**(118.84)**	(148.23)
(Increase)/Decrease in other financial assets	**3.07**	(4.92)
(Increase)/Decrease in other non-current assets	**-**	15.00
(Increase)/Decrease in other current assets	**352.05**	12.30
Increase/(Decrease) in employee benefit obligations	**25.62**	13.91
Increase /(Decrease) in other current liabilities	**(374.96)**	441.55
Cash generated from operations	**526.16**	1,014.08
Income taxes paid	**(244.43)**	(190.53)
Net cash inflow from operating activities	**281.73**	823.55
Cash flows from investing activities		
Payments for additions to property, plant and equipment	**(71.34)**	(373.58)
Payments for additions to investment property	**-**	(117.60)
Payments for purchase of investments	**(425.61)**	(546.24)
Proceeds from sale of investments	**13.65**	-
Loans given (net)	**337.75**	200.11
Proceeds from sale of property, plant and equipment	**-**	7.00
Dividends received	**3.81**	125.87
Interest received	**157.58**	270.18
Net cash outflow from investing activities	**15.84**	(434.26)
Cash flows from financing activities		
Proceeds/(Repayment) from borrowings / ICD	**(255.49)**	(141.71)
Interest paid	**(10.52)**	(43.60)
Dividend and DDT paid	**(98.70)**	(98.70)
Net cash inflow /(outflow) from financing activities	**(364.70)**	(284.01)
Net increase /(decrease) in cash and cash equivalents	**(67.13)**	105.27
Cash and cash equivalents at the beginning of the financial year	**467.58**	362.31
Cash and cash equivalents at end of the year	**400.45**	467.58

Notes: 1. The above Cash Flow Statement has been prepared under the "Indirect Method" set out in Indian Accounting Standard (Ind AS) 7 on Statement of Cash Flows.

2. Effective April 1, 2017, the Company adopted the amendment to Ind AS 7, which require the entities to provide disclosures that enable users of financial statements to evaluate changes in liabilities arising from financing activities, including both changes arising from cash flows and non-cash changes, suggesting inclusion of a reconciliation between the opening and closing balances in the Balance Sheet for liabilities arising from financing activities, to meet the disclosure requirement. The adoption of amendment did not have any material impact on the financial statements. For the reconciliation, refer note 36.

3. Prior year comparatives have been reclassified to conform with current year's presentation, where applicable.

4. For details of Cash and cash equivalents refer note 5(d).

The accompanying notes are integral part of the financial statements.

As per our report of date attached

For J M AGRAWAL & CO.
Firm Registration No - 100130W
Chartered Accountants

PUNIT AGRAWAL
Partner
Membership No - 148757

Place : Lonavala
Date : 26th May, 2018

For and on behalf of the Board of Directors of AMJ Land Holdings Limited

B.C. DALAL
Director

A. K. JATIA
Executive Chairman

R. M. KULKARNI
Company Secretary

S. K. BANSAL
Director (Finance) &
Chief Financial Officer

Place : Lonavala
Date : 26th May, 2018

Consolidated Statement of changes in equity

(All amounts in INR Lakhs unless otherwise stated)

Particulars	Notes	Equity share capital	Reserves & surplus						Other Reserve	
			Capital redemption reserve	Capital reserve	Securities premium reserve	Retained earnings	Statutory reserve	General reserve	FVOCI Equity Instruments	Total Other equity
Balance as at April 1, 2016		**820.00**	**-**	**1,977.67**	**1,537.50**	**4,244.95**		**108.39**	**259.25**	**8,127.76**
Profit for the year	9(b)					686.09				**686.09**
Capital reserve on consolidation of joint venture using equity method	9(b)			(0.44)						**(0.44)**
Other Comprehensive Income for the year	9(c)					4.47			529.49	**533.96**
Total comprehensive income for the year		**-**	**-**	**(0.44)**	**-**	**690.56**	**-**	**-**	**529.49**	**1219.61**
Transaction with owners in their capacity as owners:										
Dividends paid (incl. tax on Dividend)	9(b)					(98.70)				**(98.70)**
Transfer to general reserve	9(b)					(50.00)		50.00		-
Balance as at March 31, 2017		**820.00**	**-**	**1,977.23**	**1,537.50**	**4,786.81**	**-**	**158.39**	**788.74**	**9,248.67**
Profit for the year	9(b)					333.31				**333.31**
Other Comprehensive Income for the year	9(c)					17.23			(131.48)	**(114.26)**
Total comprehensive income for the year		**-**	**-**	**-**	**-**	**350.54**	**-**	**-**	**(131.48)**	**219.05**
Transaction with owners in their capacity as owners:										
Dividends paid (incl. tax on Dividend)	9(b)					(98.70)				**(98.70)**
Transfer to general reserve	9(b)									-
Balance as at March 31, 2018		**820.00**	**-**	**1,977.23**	**1,537.50**	**5,038.65**	**-**	**158.39**	**657.26**	**9,369.02**

The accompanying notes are integral part of the financial statements.

As per our report of date attached

For J M AGRAWAL & CO.
Firm Registration No - 100130W
Chartered Accountants

PUNIT AGRAWAL
Partner
Membership No - 148757

Place : Lonavala
Date : 26th May, 2018

For and on behalf of the Board of Directors of AMJ Land Holdings Limited

B.C. DALAL
Director

A. K. JATIA
Executive Chairman

R. M. KULKARNI
Company Secretary

S. K. BANSAL
Director (Finance) &
Chief Financial Officer

Place : Lonavala
Date : 26th May, 2018

Notes to the consolidated financial statements as on and for the year ended 31st March, 2018

Note 1: General information about the Group:

The consolidated financial statements comprise financial statements of AMJ Land Holdings Limited (formerly Pudumjee Pulp and Paper Mills Limited) ("the Company") and its subsidiary, associates, joint venture and joint operation (collectively, "the Group") for the year ended 31 March 2018.

The Company is a public company domiciled in India and incorporated under the provisions of the Companies Act, 1956. Its shares are listed on two stock exchanges in India. The registered office of the Company is located at Thergaon, Pune-411033, Maharashtra, India. The Group is primarily engaged in the business of real estate development, leasing of real estate, wind power and investments.

The consolidated financial Statements were authorised for issue in accordance with resolution passed by the Board of Directors of the Company on May 26, 2018.

Note 2: Summary of significant accounting policies:

a. Basis of preparation

The consolidated financial statements of the Group have been prepared in accordance with Indian Accounting Standards (Ind AS) notified under the Companies (Indian Accounting Standards) Rules, 2015.

For all periods up to and including the year ended 31st March, 2017, the Group prepared its financial statements in accordance with accounting standards notified under the section 133 of the Companies Act 2013, read together with paragraph 7 of the Companies (Accounts) Rules, 2014 (Indian GAAP or Previous GAAP). These financial statements for the year ended 31st March, 2018 are the first the Group has prepared in accordance with Ind AS. Refer note 32 for information on how the Group adopted Ind AS.

The consolidated financial statements have been prepared on the historical cost basis except for a land converted into stock-in-trade as explained in note 7 and certain financial instruments that are measured at fair values at the end of each reporting period, as explained in the accounting policies below.

Fair value is the price that would be received to sell an asset or paid to transfer a liability in an orderly transaction between market participants at the measurement date. The fair value measurement is based on the presumption that the transaction to sell the asset or transfer the liability takes place either, in the principal market for the asset or liability, or in the absence of a principal market, in the most advantageous market for the asset or liability. The principal or the most advantageous market must be accessible by the Group. The fair value of an asset or a liability is measured using assumptions that market participants would use when pricing the asset or liability, assuming that market participants act in their economic best interest. The Group uses valuation techniques that are appropriate in the circumstances and for which sufficient data are available to measure fair value, maximising the use of relevant observable inputs and minimizing the use of unobservable inputs.

All assets and liabilities for which fair value is measured or disclosed in the standalone financial statements are categorised within the fair value hierarchy, described as follows, based on the lowest level input that is significant to the fair value measurement as a whole:

Level 1- Quoted (unadjusted) market prices in active markets for identical assets or liabilities;

Level 2- Valuation techniques for which the lowest level input that is significant to the fair value measurement is directly or indirectly observable;

Level 3- Valuation techniques for which the lowest level input that is significant to the fair value measurement is unobservable.

b. Basis of consolidation

The consolidated financial statements comprise the financial statements of the Company and its subsidiary, associates, joint operation and joint venture as at 31 March, 2018. Control is achieved when the Group is exposed, or has rights, to variable returns from its involvement with the investee and has the ability to affect those returns through its power over the investee. Specifically, the Group controls an investee if and only if the Group has:

- Power over the investee (i.e. existing rights that give it the current ability to direct the relevant activities of the investee);
- Exposure, or rights, to variable returns from its involvement with the investee; and

- The ability to use its power over the investee to affect its returns.

The Group re-assesses whether or not it controls an investee if facts and circumstances indicate that there are changes to one or more of the three elements of control. Consolidation of a subsidiary begins when the Group obtains control/ joint control over the subsidiary/ joint venture/ joint operation and ceases when the Group loses control/ joint control of the subsidiary/ joint venture/ joint operation.

Significant influence is the power to participate in the financial and operating policy decisions of the investee but is not control or joint control of those policies.

Consolidated financial statements are prepared using uniform accounting policies for like transactions and other events in similar circumstances. If a member of the Group uses accounting policies other than those adopted in the consolidated financial statements for like transactions and events in similar circumstances, appropriate adjustments are made to that group member's financial statements in preparing the consolidated financial statements to ensure conformity with the group's accounting policies.

The financial statements of all entities used for the purpose of consolidation are drawn up to same reporting date as that of the parent company, i.e., year ended on 31 March.

Consolidation procedure:

Subsidiary

The Group combines the financial statements of the parent and its subsidiary on line-by-line adding together like items of assets, liabilities, equity, income and expenses. Intercompany transactions, balances and unrealised gains on transactions between group companies are eliminated. Unrealised losses are also eliminated unless the transaction provides evidence of an impairment of the transferred asset.

Offset (eliminate) the carrying amount of the parent's investment in subsidiary and the parent's portion of equity subsidiary. The excess of the cost to the company of its investment in the subsidiary over the company's portion of equity of the subsidiary on the acquisition date is recognised in the financial statements as goodwill and is tested for impairment annually. The excess of company's portion of equity of the subsidiary over the cost of investment therein is treated as capital reserve.

Joint Operation

The Group recognises its interest in the joint operation using the proportionate consolidation method as per Ind AS 111 - Joint Arrangements. The Group combines its proportionate share of each of the assets, liabilities, income and expenses of the joint operation with similar items, line by line, in its consolidated financial statements. This consolidation of interest in the joint operation is done in Standalone financial statement of the Company itself, as required by Ind AS 111.

Associates/ Joint Venture

The Group's investment in its associates/ joint venture is accounted for using the equity method. Under the equity method, the investment in associates/ joint venture is initially recognised at cost, identifying any goodwill/ capital reserve arising at the time of acquisition. The carrying amount of the investment is adjusted to recognise changes in the Group's share of net assets of the associates/ joint venture post acquisition date. Goodwill relating to the associates/ joint venture is included in the carrying amount of the investment and is not tested for impairment individually.

The statement of profit and loss reflects the Group's share of the results of operations of the associates/ joint venture. Any change in OCI of those investees is presented as part of the Group's OCI. In addition, when there has been a change recognised directly in the equity of the associates/ joint venture, the Group recognises its share of any changes, when applicable, in the statement of changes in equity. Unrealised gains and losses resulting from transactions between the Group and the associates/ joint venture are eliminated to the extent of the interest in the associates/ joint venture.

If an entity's share of losses of an associate/ joint venture equals or exceeds its interest in the associate/ joint venture (which includes any long term interest that, in substance, form part of the Group's net investment in the associate/ joint venture), the entity discontinues recognising its share of further losses. Additional losses are recognised only to the extent that the Group has incurred legal or constructive obligations or made payments on behalf of the associate/ joint venture. If the joint venture subsequently reports profits, the entity resumes recognising its share of those profits only after its share of the profits equals the share of losses not recognised.

Ind AS12 Income Taxes applies to temporary differences that arise from the elimination of profits and losses resulting from intra-group transactions.

c. Current versus non-current classification

The Group presents assets and liabilities in the balance sheet based on current/non-current classification. An asset is current when it is:

- Expected to be realised or intended to be sold or consumed in the normal operating cycle;
- Held primarily for the purpose of trading;
- Expected to be realised within the operating cycle or twelve months after the reporting period; or
- Cash or cash equivalent unless restricted from being exchanged or used to settle a liability for at least twelve months after the reporting period.

All other assets are classified as non-current.

A liability is current when:

- It is expected to be settled in the normal operating cycle;
- It is held primarily for the purpose of trading;
- It is due to be settled within the operating cycle or twelve months after the reporting period; or
- There is no unconditional right to defer the settlement of the liability for at least twelve months after the reporting period.

The Group classifies all other liabilities as non-current.

Deferred tax assets and liabilities are classified as non-current assets and liabilities.

The normal operating cycle in respect of operation relating to under construction real estate project depends on signing of the agreement, size of the project, phasing of the project, type of development, project complexities, approvals needed and realisation of the project into cash and cash equivalents and range from 3 to 7 years. Accordingly, project related assets and liabilities have been classified into current and non-current based on operating cycle of respective projects. All other assets and liabilities have been classified into current and non-current based on a period of 12 months.

d. Revenue Recognition

Revenue is recognised to the extent that it is probable that the economic benefits will flow to the Group and the revenue can be reliably measured, regardless of when the payment is being made. Revenue is measured at the fair value of the consideration received or receivable, taking into account contractually defined terms of payment and excluding taxes or duties collected on behalf of the government. The Group has concluded that it is the principal in all of its revenue arrangements since it is the primary obligor in all the revenue arrangements as it has pricing latitude and is also exposed to inventory and credit risks.

The specific recognition criteria described below must also be met before revenue is recognised.

Sale of wind power

Revenue from the sale of wind power is recognised when earned on the basis of contractual arrangement with the customers and reflects the value of electric units supplied including an estimated value of units supplied to the customers between the date of their last meter reading and year end.

Lease of real estate

Rental income arising from operating leases on investment properties is accounted for on a straight-line basis over the lease terms.

Revenue from real estate projects

Revenue from real estate projects is recognised on the 'Percentage of Completion Method' of accounting. As per this method, revenue from sale of properties is recognised in proportion to the actual cost incurred as against the total estimated cost of projects under execution, on transfer of significant risk and rewards to the buyer.

In accordance with the "Guidance note on accounting for real estate transaction (for entities to whom Ind AS is applicable)" such construction project revenues, measured at fair value of the consideration received or receivable (i.e. adjusted for discounts, incentive, time value of money etc.), have been recognised on percentage of completion method provided the following thresholds have been met:

- All critical approvals necessary for the commencement of the project have been obtained;
- The expenditure incurred on construction and development cost is not less than 25 percent of the total estimated construction and development costs;

● At least 25 percent of the salable project area is secured by contracts or agreements with buyers; and

● At least 10 percent of the contract consideration is realised at the reporting date in respect of such contract and it is reasonable to expect that the parties to such contract will comply with the payment terms as defined in the contracts.

Determination of revenues under the percentage of completion method necessarily involves making estimates, some of which are of technical nature. The estimates of project cost and the revenue thereon are reviewed periodically by management and the cumulative effect of any changes in estimates is recognised in the period in which such changes are determined. Where it is probable that total project expenses will exceed total revenues from a project, the expected loss is recognised immediately as an expense in the statement of profit and loss.

Interest income

Interest income is accrued on a time basis, by reference to the principal outstanding and at the effective interest rate applicable. Interest income is included in other income in the statement of profit and loss.

Dividends

Income from dividend on investments is accrued in the year in which it is declared, whereby the Group's right to receive is established.

e. Property, plant and equipment

Property, plant and equipment, Capital work in progress are stated at cost, net of accumulated depreciation and accumulated impairment losses, if any. Such cost includes the cost of replacing part of the property, plant and equipment and borrowing costs for long-term construction projects if the recognition criteria are met. When significant parts of the property, plant and equipment are required to be replaced at intervals, the Group depreciates them separately based on their specific useful lives. Likewise, when a major inspection is performed, its cost is recognised in the carrying amount of the plant and equipment as a replacement if the recognition criteria are satisfied. All other repair and maintenance costs are recognised in statement of profit or loss as incurred. No decommissioning liabilities are expected or be incurred on the assets of plant and equipment.

Depreciation is calculated on a straight-line basis over the estimated useful lives of the assets as follows:

Asset Category	Useful Life considered	Useful life as per Schedule II
Building	30	30
Plant and Machinery	25	25
Vehicles	8	8
Furniture and Fixture	10	10

The Group, based on technical assessment made by technical expert and management estimate, depreciates all the assets over estimated useful life which is also the useful life prescribed in Schedule II to the Companies Act, 2013. The management believes that these estimated useful lives are realistic and reflect fair approximation of the period over which the assets are likely to be used.

The residual values, useful lives and methods of depreciation of property, plant and equipment are reviewed at each financial year end and adjusted prospectively, if appropriate.

f. Investment properties

The Group has elected to continue with the carrying value for its investment property as recognised in its Indian GAAP financial statements as deemed cost at the transition date, viz., 1st April 2016. Investment properties are measured initially at cost, including transaction costs. Subsequent to initial recognition, investment properties are stated at cost less accumulated depreciation and accumulated impairment loss, if any. Repair and maintenance costs are recognised in profit or loss as incurred.

The Group, based on technical assessment made by technical expert and management estimate, depreciates the building over estimated useful life which is also the useful life prescribed in Schedule II to the Companies Act, 2013. The management believes that these estimated useful lives are realistic and reflect fair approximation of the period over which the assets are likely to be used.

Though the Group measures investment property using cost based measurement, the fair value of investment property is disclosed in the notes. Fair values are determined based on an annual evaluation performed by the management. External valuers are involved in determination of the fair values on a need basis.

g. Inventory

Inventory comprises of stock of raw material, completed properties for sale and properties under construction. Construction work-in-progress comprises cost of land, development rights, construction and development cost, cost of material, services and other overheads related to projects under construction. Inventory is valued at cost or net realizable value whichever is lower.

Land treated as stock in trade duly revalued at fair market value on the date of treatment, is carried at that value. Development expenses incurred thereon including overheads are clubbed with Construction work-in-progress.

h. Borrowing Costs

Borrowing costs directly attributable to the acquisition, construction or production of an asset that necessarily takes a substantial period of time to get ready for its intended use or sale are capitalised as part of the cost of the asset. All other borrowing costs are expensed in the period in which they occur. Borrowing costs consist of interest and other costs that the Group incurs in connection with the borrowing of funds.

i. Leases

The determination of whether an arrangement is (or contains) a lease is based on the substance of the arrangement at the inception of the lease. The arrangement is, or contains, a lease if fulfilment of the arrangement is dependent on the use of a specific asset or assets and the arrangement conveys a right to use the asset or assets, even if that right is not explicitly stated in the arrangement.

For arrangements entered into prior to 1st April, 2016, the Group has determined whether the arrangement contain lease on the basis of facts and circumstances existing on the date of transition.

Company as a lessee

A lease is classified at the inception date as a finance lease or an operating lease. A lease that transfers substantially all the risks and rewards incidental to ownership to the Group is classified as a finance lease.

Operating lease payments are recognised as an expense in the statement of profit and loss on a straight-line basis over the lease term.

Company as a lessor

Leases in which the Group does not transfer substantially all the risks and rewards of ownership of an asset are classified as operating leases. Rental income from operating lease is recognised on a straight-line basis over the term of the relevant lease.

j. Taxes

Current tax

Current tax comprises the expected tax payable or receivable on the taxable income or loss of the year and any adjustment to the tax payable or receivable in respect of previous years. It is measured using tax rate enacted or substantially enacted at the reporting date.

Deferred tax

Deferred tax is recognised in respect of temporary differences between the tax bases of assets and liabilities and their carrying amounts for financial reporting purposes at the reporting date.

Deferred tax assets are recognised for deductible temporary differences, the carry forward of unused tax credits and any unused tax losses to the extent that it is probable that taxable profit will be available against which those can be utilised. The carrying amount of deferred tax assets is reviewed at each reporting date and reduced to the extent that it is no longer probable that sufficient taxable profit will be available to allow all or part of the deferred tax asset to be utilised. Unrecognised deferred tax assets are re-assessed at each reporting date and are recognised to the extent that it has become probable that future taxable profits will allow the deferred tax asset to be recovered.

Deferred tax assets and liabilities are measured at the tax rates that are expected to apply in the year when the asset is realised or the liability is settled, based on tax rates (and tax laws) that have been enacted or substantively enacted at the reporting date.

Deferred tax assets and deferred tax liabilities are offset if a legally enforceable right exists to set off current tax assets against current tax liabilities and the deferred taxes relate to the same taxable Company and the same taxation authority.

Current and deferred tax are recognized in profit or loss, except when they relate to items that are recognized in other comprehensive income or directly in equity, in which case, the current and deferred tax are also recognized in other comprehensive income or directly in equity respectively.

k. Cash and cash equivalents

Cash and cash equivalents in the balance sheet comprise cash at banks and on hand and short-term deposits with an original maturity of three months or less, which are subject to an insignificant risk of changes in value.

l. Provisions and Contingent liability

Provisions are recognised when the Group has a present obligation (legal or constructive) as a result of a past event, it is probable that an outflow of resources embodying economic benefits will be required to settle the obligation and a reliable estimate can be made of the amount of the obligation. When the Group expects some or all of a provision to be reimbursed, for example, under an insurance contract, the reimbursement is recognised as a separate asset, but only when the reimbursement is virtually certain. The expense relating to a provision is presented in the statement of profit or loss net of any reimbursement.

If the effect of the time value of money is material, provisions are discounted using a current pre-tax rate that reflects, when appropriate, the risks specific to the liability. When discounting is used, the increase in the provision due to the passage of time is recognised as a finance cost.

Contingent liabilities are disclosed in the Notes. Contingent liabilities are disclosed for

i. possible obligations which will be confirmed only by future events not wholly within the control of the Group or

ii. present obligations arising from past events where it is not probable that an outflow of resources will be required to settle the obligation or a reliable estimate of the amount of the obligation cannot be made.

m. Employee benefits

Short-term obligations

Short-term employee benefit are expensed as the related service is provided. Liabilities for wages and salaries, including non-monetary benefits that are expected to be settled wholly within one year after the end of the period in which the employees render the related service are the end of the reporting period and are measured at the amounts expected to be paid when the liabilities are settled. The liabilities are presented as current employee benefit obligations in the balance sheet.

Other long-term employee benefit obligations

The liabilities for earned leave and sick leave are not expected to be settled wholly within 12 months after the end of the period in which the employees render the related service. They are therefore measured as the present value of expected future payments to be made in respect of services provided by employees up to the end of the reporting period using the projected unit credit method. The benefits are discounted using the market yields at the end of the reporting period on government bonds that have terms approximating to the terms of the related obligation. Re-measurements as a result of experience adjustments and changes in actuarial assumptions are recognised in profit or loss. The obligations are presented as current liabilities in the balance sheet.

Post-employment obligations

The Group operates the following post-employment schemes:

i. defined benefit plan - gratuity; and

ii. defined contribution plans such as provident fund and superannuation fund.

Defined benefit plans

The liability or asset recognised in the balance sheet in respect of defined benefit pension and gratuity plans is the present value of the defined benefit obligation at the end of the reporting period less the fair value of plan assets. The defined benefit obligation is calculated annually by actuaries using the projected unit credit method.

The present value of the defined benefit obligation is determined by discounting the estimated future cash outflows by reference to market yields at the end of the reporting period on government bonds that have terms approximating to the terms of the related obligation. The net interest cost is calculated by applying the discount rate to the net balance of the defined benefit obligation and the fair value of plan assets. This cost is included in employee benefit expense in the statement of profit and loss. Re-measurement gains and losses arising from experience adjustments and changes in actuarial assumptions are recognised in the period in which they occur, directly in other comprehensive income. They are included in retained earnings in the statement of changes in

equity and in the balance sheet. Changes in the present value of the defined benefit obligation resulting from plan amendments or curtailments are recognised immediately in profit or loss as past service cost.

Defined contribution plans

Retirement benefit in the form of provident fund and superannuation fund are defined contribution schemes. The Group has no obligation, other than the contribution payable to the provident fund and superannuation fund. The Group recognizes contribution payable to the provident fund and superannuation fund as an expense, when an employee renders the related service. If the contribution payable to the scheme for service received before the balance sheet date exceeds the contribution already paid, the deficit payable to the scheme is recognized as a liability after deducting the contribution already paid. If the contribution already paid exceeds the contribution due for services received before the balance sheet date, then excess is recognized as an asset to the extent that the pre-payment will lead to, for example, a reduction in future payment or a cash refund.

n. Financial instruments

Financial assets

Initial recognition and measurement

All financial assets are recognised initially at fair value.

The classification depends on the Group's business model for managing the financial asset and the contractual terms of the cash flows. The Group classifies its financial assets in the following measurement categories:

i. those to be measured subsequently at fair value (either through other comprehensive income, or through profit or loss), and

ii. those measured at amortised cost.

Subsequent measurement

For assets measured at fair value, gains and losses will either be recorded in profit or loss or other comprehensive income. For investments in equity instruments, this will depend on whether the Group has made an irrevocable election at the time of initial recognition to account for the equity investment at fair value through other comprehensive income. All other financial assets are measured at amortised cost, using the effective interest rate (EIR) method. Amortised cost is calculated by taking into account any discount or premium on acquisition and fees or costs that are an integral part of the EIR. The EIR amortisation is included in finance income in the statement of profit or loss.

Impairment of financial assets

The Group applies expected credit loss (ECL) model for measurement and recognition of impairment loss financial assets that are not fair valued.

The Group follows 'simplified approach' for recognition of impairment loss for trade receivables that have no significant financing component. The application of simplified approach does not require the Group to track changes in credit risk. Rather, it recognises impairment loss allowance based on lifetime ECLs at each reporting date, right from its initial recognition.

For all other financial assets, expected credit losses are measured at an amount equal to the 12-month ECL, unless there has been a significant increase in credit risk from initial recognition in which case those are measured at lifetime ECL.

The amount of expected credit losses (or reversal) that is required to adjust the loss allowance at the reporting date to the amount that is required to be recognized, is recognized under the head 'other expenses' in the statement of profit and loss.

The Group does not have any purchased or originated credit-impaired (POCI) financial assets, i.e., financial assets which are credit impaired on purchase/ origination.

De-recognition of financial assets

The Group derecognizes a financial asset when -

i. the contractual rights to the cash flows from the financial asset expire or it transfers the financial asset and the transfer qualifies for de-recognition under IND AS 109.

ii. it retains contractual rights to receive the cash flows of the financial asset but assumes a contractual obligation

to pay the cash flows to one or more recipients.

When the entity has neither transferred a financial asset nor retained substantially all risks and rewards of ownership of the financial asset, the financial asset is de-recognised if the Group has not retained control of the financial asset. Where the Group retains control of the financial asset, the asset is continued to be recognised to extent of continuing involvement in the financial asset.

Financial liabilities

Initial recognition

All financial liabilities are recognized initially at fair value and, in the case of loans and borrowings and payables, net of directly attributable transaction costs.

Subsequent measurement

The subsequent measurement of financial liabilities depends on their classification, as described below:

Trade and other payables

These amounts represent liabilities for goods and services provided to the Group prior to the end of financial year which are unpaid. The amounts are unsecured and are usually paid within 30 days of recognition. Trade and other payables are presented as current liabilities unless payment is not due within one year after the reporting period. They are recognised initially at their fair value and subsequently measured at amortised cost using the effective interest method.

Borrowings

Borrowings are initially recognised at fair value, net of transaction costs incurred. Borrowings are subsequently measured at amortised cost. Any difference between the proceeds (net of transaction costs) and the redemption amount is recognised in profit or loss over the period of the borrowings using the effective interest method. Fees paid on the establishment of loan facilities are recognised as transaction costs of the loan to the extent that it is probable that some or all of the facility will be drawn down. In this case, the fee is deferred until the draw down occurs. To the extent there is no evidence that it is probable that some or all of the facility will be drawn down, the fee is capitalised as a prepayment for liquidity services and amortised over the period of the facility to which it relates.

Borrowings are de-recognised when the obligation specified in the contract is discharged, cancelled or expired. The difference between the carrying amount of a financial liability that has been extinguished or transferred to another party and the consideration paid, including any non-cash assets transferred or liabilities assumed, is recognised in profit or loss as other gains/(losses).

Borrowings are classified as current liabilities unless the group has an unconditional right to defer settlement of the liability for at least one year after the reporting period. Where there is a breach of a material provision of a long-term loan arrangement on or before the end of the reporting period with the effect that the liability becomes payable on demand on the reporting date, the entity does not classify the liability as current, if the lender agreed, after the reporting period and before the approval of the financial statements for issue, not to demand payment as a consequence of the breach.

o. Earnings per share

The basic earnings per share is computed by dividing the net profit for the year attributable to equity shareholders by the weighted average number of equity shares outstanding during the period. The Group does not have any potential equity share or warrant outstanding for the periods reported, hence diluted earnings per share is same as basic earnings per share of the Group.

p. Segment reporting

Operating segments are reported in a manner consistent with the internal reporting provided to the chief operating decision maker. The Board of Directors of the Company, assesses the financial performance and position of the Group, and makes strategic decisions. The Board of Directors of the Company is therefore considered to be the chief operating decision maker.

q. Standards issued but not yet effective

Appendix B to Ind AS 21, Foreign currency transactions and advance consideration:

On March 28, 2018, Ministry of Corporate Affairs ("MCA") has notified the Companies (Indian Accounting Standards) Amendment Rules, 2018 containing Appendix B to Ind AS 21, Foreign currency transactions and advance consideration which clarifies the date of the transaction for the purpose of determining the exchange

rate to use on initial recognition of the related asset, expense or income, when an entity has received or paid advance consideration in a foreign currency. The amendment will come into force from April 1, 2018. The Group has evaluated the effect of this on the financial statements and the impact is not material.

Ind AS 115- Revenue from Contract with Customers:

On March 28, 2018, Ministry of Corporate Affairs ("MCA") has notified the Ind AS 115, Revenue from Contract with Customers. The core principle of the new standard is that an entity should recognize revenue to depict the transfer of promised goods or services to customers in an amount that reflects the consideration to which the entity expects to be entitled in exchange for those goods or services. Further the new standard requires enhanced disclosures about the nature, amount, timing and uncertainty of revenue and cash flows arising from the entity's contracts with customers. The standard permits two possible methods of transition:

1) Retrospective approach - Under this approach the standard will be applied retrospectively to each prior reporting period presented in accordance with Ind AS 8- Accounting Policies, Changes in Accounting Estimates and Errors

2) Retrospectively with cumulative effect of initially applying the standard recognized at the date of initial application (Cumulative catch - up approach).

The effective date for adoption of Ind AS 115 is financial periods beginning on or after April 1, 2018.

The Group will adopt the standard on April 1, 2018 by using the cumulative catch-up transition method and accordingly comparatives for the year ending or ended March 31, 2018 will not be retrospectively adjusted. The Group is in process of evaluating the impact on the financial statements.

r. Critical estimates and judgements

Impairment of Trade receivables

The Group estimates the uncollectability of accounts receivable by analyzing historical payment patterns, customer concentrations, customer credit-worthiness and current economic trends. If the financial condition of a customer deteriorates, additional allowances may be required.

Income Taxes

Significant judgments are involved in determining the provision for income taxes, including amount expected to be paid/recovered for uncertain tax positions. Also refer note 23.

Percentage of completion method

Determination of revenues under the percentage of completion method necessarily involves making estimates, some of which are of technical nature. The estimates of project cost and the revenue thereon are reviewed periodically by management and the cumulative effect of any changes in estimates is recognised in the period in which such changes are determined. Where it is probable that total project expenses will exceed total revenues from a project, the expected loss is recognised immediately as an expense in the statement of profit and loss.

Defined benefit obligation

The cost of the defined benefit plans and the present value of the defined benefit obligation are based on actuarial valuation using the projected unit credit method. An actuarial valuation involves making various assumptions that may differ from actual developments in the future. These include the determination of the discount rate, future salary increases, employee turnover rate and mortality rates. Due to the complexities involved in the valuation and its long-term nature, a defined benefit obligation is highly sensitive to changes in these assumptions. All assumptions are reviewed at each reporting date. Also refer note 11.

Classification of joint arrangements

The joint control agreement in relation to the Pudumjee G:Corp Developers require unanimous consent from all parties for all relevant activities. The two partners have direct rights to the assets of the partnership and are jointly and severally liable for the liabilities incurred by the partnership. This entity is therefore classified as a joint operation and the Group recognises its direct right to the jointly held assets, liabilities, revenues and expenses.

Notes to the Consolidated financial statements as on and for the year ended 31st March, 2018.

(All amounts in INR lakhs unless otherwise stated)

Note 3a: Property, plant and equipment

	Gross block				Accumulated depreciation,depletion,impairment,amortisation					Net Block	
Particulars	As at 01-Apr-17	Additions during the year	Deductions during the year	**As at 31-Mar-18**	As at 01-Apr-17	**Charge for the year**	Disposal/ Adjustments	Impairment charge for the year	**As at 31-Mar-18**	**Value as at 31-Mar-18**	Value as at 01-Apr-17
Freehold Land	35.00	-	-	35.00	-		-	-	-	35.00	35.00
Buildings	225.16	28.61	-	253.77	3.12	3.51	-	-	6.63	250.26	225.16
Furniture & Fixtures	164.59	14.47	-	179.06	1.46	16.72	-	-	18.18	162.34	164.59
Vehicles	42.05	-	-	42.05	7.04	6.82	-	-	13.86	35.23	42.05
Machinery	1,774.44	-	-	1,774.44	101.32	101.15	-	-	202.47	1,673.29	1,774.44
Total	2,241.24	43.08	-	2,284.32	112.94	128.20	-	-	241.14	2,156.12	2,241.24

	Gross block				Accumulated depreciation,depletion,impairment,amortisation					Net Block	
	Deemed Cost as on 01-Apr-16	Additions during the year	Deductions during the year	**As at 31-Mar-17**	As at 01-Apr-16	**Charge for the year**	Disposal/ Adjustments	Impairment charge for the year	**As at 31-Mar-17**	**Value as at 31-Mar-17**	Value as at 01-Apr-16
Freehold Land	35.00	-	-	35.00	-	-	-	-	-	35.00	35.00
Buildings	102.39	126.31	0.42	228.28	-	3.12	-	-	3.12	225.16	102.39
Furniture & Fixtures	3.68	162.37	-	166.05	-	1.46	-	-	1.46	164.59	3.68
Vehicles	49.09	-	-	49.09	-	7.04	-	-	7.04	42.05	49.09
Machinery	1,875.24	0.52	-	1,875.76	-	101.32	-	-	101.32	1,774.44	1,875.24
Total	2,065.40	289.20	0.42	2,354.18	-	112.94	-	-	112.94	2,241.24	2,065.40

Note 3b: Property, plant and equipment- additional disclosure

	Gross carrying amount as at 01-Apr-16	Accumulated Depreciation as on 01-Apr-16	Net Block As at 01-Apr-16	Gross carrying amount as at 31-Mar-17	Accumuated Depreciation as on 31-Mar-17	Net Block as at 31-Mar-17
Freehold Land	35.00	-	35.00	35.00	-	35.00
Buildings	190.23	87.72	102.51	316.12	90.84	225.28
Machinery	2,389.42	514.29	1875.13	2,389.93	615.61	1,774.32
Furniture & Fixtures	9.98	6.30	3.68	172.35	7.76	164.59
Vehicles	58.42	9.33	49.09	58.42	16.37	42.05
Total	2,683.05	617.64	2,065.41	2,971.82	730.58	2,241.24

Note 3c: Property, plant and equipment pledged as security

Refer to note 10(a) for information on property, plant and equipment pledged as security by the group.

Notes to the Consolidated financial statements as on and for the year ended 31st March, 2018.

(All amounts in INR lakhs unless otherwise stated)

Note 4 : Investment Properties

Particulars	**Amount**
Deemed cost as at 01-Apr-2016	
Land	5.74
Building	1,237.17
Total	1,242.91
Addition during the year ended 31-Mar-2017	117.60
Disposal during the year ended 31-Mar-2017	-
Depreciation charge for year ended 31-Mar-2017	78.17
Closing carrying amount as at 31-Mar-2017	
Land	5.74
Building	1,276.60
Total	1,282.34
Addition during the year ended 31-Mar-2018	-
Depreciation charge for year ended 31-Mar-2018	59.20
Closing carrying amount as at 31-Mar-2018	
Land	5.74
Building	1,217.40
Total	1,223.14

The company's investment property consists of industrial land and buildings and commercial property in India. The company has no restrictions on the realisability of it's investment property and no contractual obligation to purchase, construct or develop investment properties or for repairs, maintenance and enhancements.

i) Amounts recognised in profit or loss for investment properties

Particulars	**31-Mar-18**	31-Mar-17
Rental income	**97.53**	81.39
Direct operating expenses from property that generated rental income including depreciation	**66.59**	100.74
Direct operating expenses from property that did not generate rental income including depreciation	**6.18**	6.18

ii) Fair value

Particulars	**31-Mar-18**	31-Mar-17	01-Apr-16
Investment properties			
Land	**41,692.33**	40,785.98	40,731.59
Buildings	**3,589.88**	3,589.88	3,589.88
	45,282.21	44,375.86	44,321.47

Estimation of fair value

The company obtains independent valuation for its investment properties annually. The fair values of investment properties have been determined by A.D.Joshi Chartered Engineers and Valuers LLP. The fair market value is done by valuers is based on physical inspection of properties and using comparable transfer instances of industrial plots to nearby locations for land and for building alongwith the prevailing rates appropriate depreciation is considered .

Notes to the Consolidated financial statements as on and for the year ended 31st March, 2018.

(All amounts in INR lakhs unless otherwise stated)

Note 5: Financial assets

5(a) Investments

1) Non-current investments	**31-Mar-18**	31-Mar-17	01-Apr-16
Investment in Equity Instruments			
Unquoted (at cost less provision for impairment if any)			
Investment in Joint Venture			
10,05,000 (31-Mar-2017: 10,05,000; 01-Apr-2016: NIL) equity shares of G-Corp Township Pvt. Ltd.of ₹ 10/-each fully paid-up	**85.85**	98.19	-
Investment in Associate (using equity method)			
6,75,000 (31-Mar-2017: 6,75,000; 01-Apr-2016: 6,75,000) equity shares of Pudumjee Plant Laboratories Ltd of ₹ 10/-each fully paid-up (net of provision for impairment)	**-**	-	-
Investment in Others (carried at FVTPL)	**0.52**	0.53	0.40
Quoted			
Investment in Associate (using equity method)			
49,02,515 (31-Mar-2017:49,02,515, 01-Apr-2016: 49,02,515) equity shares of 3P Land Holdings Limited of ₹ 2/-each fully paid-up	**1,027.57**	1,112.31	770.75
Investment in Equity instruments (carried at FVOCI)			
24,61,131 (31-Mar-2017: 24,61,131; 01-Apr-2016: 24,61,131) equity shares of Pudumjee Paper Products Ltd of ₹ 1/-each fully paid-up	**575.90**	621.43	438.08
Total	**1,689.85**	**1,832.46**	**1,209.23**
Aggregate amount of quoted investments and market value thereof	**760.97**	282.52	215.78
Aggregate amount of unquoted investments	**444.85**	457.19	359.00
Aggregate amount of impairment in the value of investments	**359.00**	359.00	359.00

2) Current investments	**31-Mar-18**	31-Mar-17	01-Apr-16
Investment in mutual funds			
Unquoted carried at fair value through Profit and Loss (FVTPL)			
61,434(31-Mar-2017: 31,024; 1-Apr-2016:NIL) units in Reliance Liquid Fund	**951.57**	474.28	-
32 (31- Mar-2017: 30; 01-Apr-2016: 29) units in Reliance Liquid Fund	**0.48**	0.46	0.44
202 (31- Mar-2017: 1,077; 1-Apr-2016:39) units in SBI Magnum Insta Cash Fund	**4.39**	18.04	0.65
Total	**956.44**	**492.78**	**1.09**
Aggregate amount of quoted investments and market value thereof	**-**	-	-
Aggregate amount of unquoted investments	**955.81**	492.78	1.09
Aggregate amount of impairment in the value of investments	**-**	-	-

Notes to the Consolidated financial statements as on and for the year ended 31st March, 2018.

Note 5: Financial assets (Contd...) (All amounts in INR lakhs unless otherwise stated)

5(b) Trade Receivables

	31-Mar-18	31-Mar-17	01-Apr-16
Trade receivables	**656.79**	168.96	111.64
Receivables from related parties (Refer note 27)	**0.59**	25.85	-
Less: Allowance for doubtful debts	**(6.54)**	(6.54)	-
Total	**650.84**	188.27	111.64
Current portion	**650.84**	188.27	111.64
Non-current portion	**-**	-	

Break-up of security details

	31-Mar-18	31-Mar-17	01-Apr-16
Secured, considered good	**-**	-	-
Unsecured, considered good	**650.84**	188.27	111.64
Unsecured, considered doubtful	**6.54**	6.54	-
Total	**657.38**	194.81	111.64
Allowance for doubtful debts	**(6.54)**	(6.54)	-
Total	**650.84**	188.27	111.64

No amounts are receivable from directors or other officers of the company either severally or jointly with any other person. Nor any amounts receivable from firms or private companies in which any director is a partner, a director or a member.

5(c) Loans

	31-Mar-18	31-Mar-17	01-Apr-16
Non-current			
Unsecured, considered good			
Loan to Others	**-**	-	263.30
Total	**-**	-	263.30
Current			
Unsecured, considered good			
Loan to related parties	**1,508.22**	1805.08	2,136.23
Loan to Others	**354.99**	443.37	-
Total	**1,863.21**	2,248.45	2,136.23

5(d) Cash and cash equivalents

	31-Mar-18	31-Mar-17	01-Apr-16
Balances with banks			
- in current accounts	**381.89**	445.72	342.55
- in Unpaid Dividend Account	**18.44**	19.36	19.59
Cash on hand	**0.12**	2.50	0.17
Total	**400.45**	467.58	362.31

5(e) Other Bank Balances

	31-Mar-18	31-Mar-17	01-Apr-16
Deposits with original maturity of more than 12 months	**6.00**	12.00	12.00
Total	**6.00**	12.00	12.00

5(f) Other financial assets

	31-Mar-18	31-Mar-17	01-Apr-16
Non Current			
Security deposits	**24.63**	22.57	22.08
Total	**24.63**	22.57	22.08
Current			
Accrued Interest receivables	**0.87**	-	2.94
Total	**0.87**	-	2.94

Notes to the Consolidated financial statements as on and for the year ended 31st March, 2018.

(All amounts in INR lakhs unless otherwise stated)

Note 6: Other Non-current assets

	31-Mar-18	31-Mar-17	01-Apr-16
CST Paid in protest	**7.26**	7.26	22.26
Total	**7.26**	7.26	22.26

Note 7: Inventories

	31-Mar-18	31-Mar-17	01-Apr-16
Raw materials and consumables	**44.63**	108.80	34.36
Securities held as stock in trade	**-**	-	263.14
Construction Work-in-progress	**1,254.49**	1,779.68	1,950.70
Stock in trade - Land *	**1,441.67**	1,441.67	1,441.67
Total	**2,740.79**	3,330.15	3,689.87

*In the previous year 2013-14, one portion of land costing ₹ 0.14 lakhs was converted from fixed asset (i.e PP&E) into Stock-in-trade after revaluing the asset at an amount of ₹ 1441.67 lakhs, being the fair value of the land on 23.10.2013 (i.e. the date of conversion/revaluation). The revaluation gain is credited to Capital Reserves.

Note 8: Other current assets

	31-Mar-18	31-Mar-17	01-Apr-16
Capital Advances	**-**	-	32.16
Advances to suppliers	**725.62**	1,057.24	1,033.56
Advance to employees	**2.14**	2.12	2.30
Prepaid Expenses	**77.15**	80.94	78.82
Input GST /Service tax/Excise Recoverable	**4.44**	21.10	19.49
Total	**809.35**	1,161.40	1,166.33

Notes to the Consolidated financial statements as on and for the year ended 31st March, 2018.

(All amounts in INR lakhs unless otherwise stated)

Note 9(a) : Equity share capital and other equity

(i) Equity share capital

	31-Mar-18	31-Mar-17	01-Apr-16
4,75,00,000 equity shares of ₹ 2 each (4,75,00,000 and 4,75,00,000 shares of ₹ 2 each at 31-Mar-2017 and 1-Apr-2016 respectively)	**950.00**	950.00	950.00
50,000 14%(Free of company's tax but subject to deduction of tax at source at the prescribed rates) Redeemable Cumulative Preference shares of ₹ 100/- each (50,000 and 50,000 shares of ₹ 100 each at 31-Mar-2017 and 1-Apr-2016 respectively)	**50.00**	50.00	50.00
	1,000.00	1,000.00	1,000.00

(ii) Issued, subscribed and Paid up :

	31-Mar-18	31-Mar-17	01-Apr-16
4,10,00,000 equity shares of ₹ 2 each (4,10,00,000 and 4,10,00,000 shares of ₹ 2 each at 31-Mar-2017 and 1-Apr-2016 respectively)	**820.00**	820.00	820.00
Issued during the year	**-**	-	-
	820.00	820.00	820.00

The Company has only one class of equity shares having a par value of ₹ 2 per share. Each holder of equity shares is entitled to one vote per share. The Company declares and pays dividends in Indian rupees. The dividend proposed by the Board of Directors is subject to the approval of the shareholders in the ensuing Annual General Meeting, except in case of Interim Dividend.

In the event of liquidation of the Company, the holder of equity shares will be entitled to receive any of the remaining assets of the Company, after distribution of all preferential amounts. The distribution will be in proportion to the number of equity shares held by the shareholders.

(iii) Details of shareholders holding more than 5% shares in the company

	31-Mar-18		31-Mar-17		01-Apr-16	
	Number of Shares (In Lakhs)	**% Holding**	Number of Shares (In Lakhs)	% Holding	Number of Shares (In Lakhs)	% Holding
Thacker & Co. Ltd.	**63.68**	**15.53%**	63.68	15.53%	63.68	15.53%
3P Land Holdings Limited (Formerly known as Pudumjee Industries Limited)	**34.13**	**8.32%**	34.13	8.32%	34.13	8.32%
Suma Commercial Pvt. Ltd.	**51.23**	**12.50%**	51.23	12.50%	51.23	12.50%
Chem-Mach Pvt. Ltd.	**25.33**	**6.18%**	25.33	6.18%	25.33	6.18%
Arunkumar Mahabir Prasad Jatia	**20.18**	**4.92%**	20.18	4.92%	-	-
Yashvardhan Jatia Trust	**48.33**	**11.79%**	47.33	11.54%	-	-
Yashvardhan Jatia	**-**	**-**	-	-	23.36	5.70%

Notes to the Consolidated financial statements as on and for the year ended 31st March, 2018.

Note 9 (Contd...)

(All amounts in INR lakhs unless otherwise stated)

Note 9(b) : Reserves and Surplus	31-Mar-18	31-Mar-17	01-Apr-16
Securities premium reserve	**1,537.50**	1,537.50	1,537.50
Statutory reserve	**10.70**	-	-
General Reserves	**158.39**	158.39	108.39
Capital Reserve	**1,977.23**	1,977.23	1,977.67
Retained earnings	**5,027.95**	4,786.81	4,244.95
Total reserves and surplus	**8,711.77**	8,459.93	7,868.50

(i) Securities premium reserve	31-Mar-18	31-Mar-17
Opening balance	**1,537.50**	1,537.50
Movement during the year	**-**	
Closing balance	**1,537.50**	1,537.50

(ii) Statutory Reserve	31-Mar-18	31-Mar-17
Opening balance	**-**	-
Add:Transferred from retained earnings	**10.70**	-
Closing balance	**10.70**	-

(iii) General Reserves	31-Mar-18	31-Mar-17
Opening balance	**158.39**	108.39
Add:Transferred from retained earnings	**-**	50.00
Closing balance	**158.39**	158.39

(iv) Capital Reserve	31-Mar-18	31-Mar-17
Opening balance	**1,479.79**	1,479.79
Movement during the year	**-**	-
Captial reserve on consolidation of PIFCO	**299.00**	299.00
Captial reserve on consolidation of Gcorp township	**(0.44)**	(0.44)
Captial reserve on consolidation of PIL	**198.88**	198.88
Closing balance	**1,977.23**	1,977.23

(v) Retained earnings	31-Mar-18	31-Mar-17
Opening balance	**4,786.81**	4,244.95
Net profit for the year	**333.31**	686.09
Items of other comprehensive income recognised directly in retained earnings		
- Remeasurements of post-employment benefit obligation, net of tax	**23.20**	6.47
- Tax on above adjustment	**(5.98)**	(2.00)
- Transfer to General reserve	**-**	(50.00)
- Transfer to Statutory reserve	**(10.70)**	-
Dividends	**(82.00)**	(82.00)
Tax on Dividend	**(16.70)**	(16.70)
Closing balance	**5,027.95**	4,786.81

9(c) Other Reserves	31-Mar-18	31-Mar-17
FVOCI Equity Instruments		
Opening balance	**788.74**	259.25
Add: Transfer from OCI during the year	**(131.48)**	529.49
Closing Balance	**657.26**	788.74

9(d) Nature and purpose of reserves

Retained earnings:

Retained earnings comprises of the Company's undistributed earnings after taxes.

Capital reserve:

Capital reserve comprises of :

i) ₹ 5.86 lakhs on reissue of forfeited shares

ii) ₹ 1441.53 on treatment of land as stock in trade (Refer note 7)

iii) ₹ 32.4 lakhs on consolidation of joint operations with Pudumjee Gcorp Developers.

Securities premium reserve:

Securities premium reserve is used to record premium on issue of shares. The reserve is utilised in accordance with the provisions of the Companies Act, 2013.

Notes to the Consolidated financial statements as on and for the year ended 31st March, 2018.

Note 10 : Financial liabilities

(All amounts in INR lakhs unless otherwise stated)

10(a) Non-current borrowings

	31-Mar-18	31-Mar-17	01-Apr-16
Secured			
Term loans			
From banks			
Term Loan 1	**780.52**	885.38	579.67
(Secured by Corporate guarantee of partners and Land and building under construction in phase III in Pudumjee Gcorp Developers) See note (a) below			
Term Loan 2	**-**	-	171.00
(Secured by first charge on the Assets at Sadawaghapur specifically purchased therefrom) See note (b) below			
Term Loan 3	**-**	129.50	301.50
(Secured by first charge on the Assets at Jath specifically purchased therefrom) See note (c) below			
Term Loan 4	**12.85**	26.35	38.65
(Secured by vehicle -BMW car purchased therefrom) See note (d) below			
Total	**793.37**	1,041.23	1,090.82
Less: Current maturities of long-term debt (included in Note 10(d))	**462.85**	143.00	355.30
Total	**330.52**	898.23	735.52

a) Repayable in 8 quarterly installments beginning with 31-Mar-2018 .Maturity date is 31-Dec-2019, coupon rate of interest of PLR -1.75% p.a.

b) Repayable in 20 equal quarterly installments beginning with 21-Jun-2012. Maturity date is 21-Mar-2017, coupon rate of interest of PLR-2% p.a.

c) Repayable in 20 equal quarterly installments beginning with 25- Sept-2013. Maturity date is 25-Dec-2017, coupon rate of interest of OBR+1.5% p.a.

d) Repayable in 36 monthly installments beginning with 01-Feb-2016. Maturity date is 01-Feb-2019, coupon rate of interest @ 10.7% p.a.

Note :10(b) Current borrowings

	31-Mar-18	31-Mar-17	01-Apr-16
Loans repayable on demand			
Unsecured			
From banks	**-**	-	86.40
Total	**-**	-	86.40

a) Unsecured loans from bank are repayable on demand and carries interest @ 11.25% .

10(c) Trade payables

	31-Mar-18	31-Mar-17	01-Apr-16
Current			
Trade payables	**258.14**	377.10	525.32
Trade payables to related parties	**0.12**	-	-
Total	**258.26**	377.10	525.32

* The Company has compiled this information based on the current information in its possession. As at 31st March 2018, no supplier has intimated the Company about its status as a Micro or Small Enterprise or its registration with the appropriate authority under the Micro, Small and Medium Enterprises Development Act, 2006.

10(d) Other financial liabilities

	31-Mar-18	31-Mar-17	01-Apr-16
Current			
Current maturities of long-term borrowings	**462.85**	143.00	355.30
Interest accrued but not due	**-**	-	0.10
Employees Dues	**15.37**	0.45	0.51
Unclaimed dividend	**18.44**	19.35	19.59
Other financial liabilities	**0.70**	0.77	-
Total	**497.36**	163.57	375.50

Notes to the Consolidated financial statements as on and for the year ended 31st March, 2018.

Note 11: Employee benefit obligations (All amounts in INR lakhs unless otherwise stated)

	31-Mar-18	31-Mar-17	01-Apr-16
Non Current			
Leave obligations	**10.01**	10.61	4.61
Share of Gratuity from Joint Operation	**3.56**	3.75	2.96
Gratuity	**23.71**	61.87	64.72
Total	**37.27**	76.23	72.29
Current			
Leave obligations	**50.57**	32.77	28.88
Share of Gratuity from Joint Operation	**2.75**	2.18	2.57
Gratuity	**23.00**	-	-
Total	**76.32**	34.95	31.45

(i) Leave obligations - The leave obligation covers the group's liability for accumulated leaves that can be encashed or availed.

(ii) Defined benefit plans: a. Gratuity - The group provides for gratuity for employees as per the terms of employment. Employees who are in continuous service for a period of 5 years are eligible for gratuity. The amount of gratuity payable on retirement/termination is the employees last drawn basic salary per month computed proportionately for 15 days salary multiplied for the number of years of service. The scheme is funded with Life Insurance Corporation of India (LIC).

In addition, employees who have completed 20 years of service are eligible to additional gratuity computed proportionately for 7 days of last drawn basic salary per month, multiplied for the number of years of service. The additional gratuity benefit is unfunded.

aa. The amounts recognised in the balance sheet and the movements in the net defined benefit obligation over the year are as follows:

Particulars		**Gratuity**	
	Present value of obligation	**Fair value of plan assets**	**Net liability amount**
April 1, 2016	152.60	91.41	61.18
Current service cost	8.54	-	8.54
Past service cost	-	-	-
Interest expense / (income)	12.21	(7.54)	4.67
Total amount recognised in profit and loss	**20.75**	**(7.54)**	**13.21**
Remeasurements			
Return on plan assets	-	-	-
(Gain) / loss from change in demographic assumptions	-	-	-
(Gain) / loss from change in financial assumptions	-	-	-
Experience (gains) / losses	(10.02)	3.55	(6.47)
Change in asset ceiling	-	-	-
Total amount recognised in OCI	**(10.02)**	**3.55**	**(6.47)**
Contributions - employer	-	6.05	(6.05)
Benefit payments	7.70	(7.70)	-
March 31, 2017	**155.62**	**93.75**	**61.87**
Current service cost	10.05	-	10.05
Past service cost	-	-	-
Interest expense / (income)	11.68	(7.54)	4.13
Total amount recognised in profit and loss	**21.72**	**(7.54)**	**14.18**
Remeasurements			
Return on plan assets	-	-	-
(Gain) / loss from change in demographic assumptions	-	-	-
(Gain) / loss from change in financial assumptions	(0.27)	(2.88)	(3.15)
Experience (gains) / losses	(22.69)	2.64	(20.05)
Change in asset ceiling	-	-	-
Total amount recognised in OCI	**(22.97)**	**(0.24)**	**(23.20)**
Contributions - employer	-	6.13	(6.13)
Contributions - employee /participant	-	-	-
Benefit payments	-	-	-
March 31, 2018	**154.38**	**107.67**	**46.71**

Notes to the Consolidated financial statements as on and for the year ended 31st March, 2018.

(All amounts in INR lakhs unless otherwise stated)

Note 11: Employee benefit obligations(Contd...)

The net liability disclosed above relates to funded plans. The group has no legal obligation to settle the deficit in the funded plans with an immediate contribution or additional contribution. The group intends to contribute in line with the recommendations of the fund administrator and the actuary.

ab. The net liability disclosed above relates to funded plans are as follows:

Plan Type	**31-Mar-18**	31-Mar-17	01-Apr-16
Present value of obligation	**154.38**	155.62	152.60
Fair value of plan assets	**107.67**	93.75	91.41
Net liability	**46.71**	61.87	61.19

ab. As at April 1, 2016, March 31, 2017 and March 31, 2018, plan assets were invested in funds managed by insurer (LIC).

ac. Through its defined benefit plans, the group is exposed to number of risks, the most significant of which are detailed below:

Asset Volatility: The Plan liabilities are calculated using a discount rate set with reference to government bond yields. If plan assets underperform, this yield will create a deficit. The plan asset investments are in funds managed by insurer. These are subject to interest rate risk.

Changes in bond yield: A decrease in government bond yields will increase plan liabilities, although this may be partially offset by an increase in the returns from plan asset.

Defined benefit liability and employer contributions:

ad. The group ensures that the investment positions are managed within an asset-liability matching (ALM) framework that has been developed to achieve long-term investments that are in line with the obligations under the employee benefit plans. Within the framework, the group's ALM objective is to match assets to the gratuity obligations by investing in funds with LIC in the form of a qualifying insurance policy.

The group actively monitors how the duration and the expected yield of the investments are matching the expected cash outflows arising from the employee benefit obligations. The group has not changed the process used to manage its risks from previous periods.

ae. The group expects to contribute ₹ 23 lakhs to the defined benefit plan during the next annual reporting period.

af. The weighted average duration of the defined benefit obligation is 7.30 years (2017: 4.88 years). The expected maturity analysis of undiscounted pension and gratuity is as follows:

	Less than a year	Between 1 - 2 years	Between 2 - 5 years	Over 5 years	Total
31-Mar-18					
Defined benefit obligation gratuity	3.26	3.68	15.07	359.34	**381.35**
31-Mar-17					
Defined benefit obligation gratuity	3.64	3.86	180.94	38.70	**227.14**

The expected benefits are based on the same assumptions used to measure the group's benefit obligations as of March 31, 2018.

Notes to the Consolidated financial statements as on and for the year ended 31st March, 2018.

(All amounts in INR lakhs unless otherwise stated)

Note 11: Employee benefit obligations(Contd...)

ba. Present Value of Defined Benefit Obligation

	31-Mar-18	31-Mar-17
Balance as at the beginning of the year	**155.62**	152.60
Interest cost	**11.68**	12.21
Current service cost	**10.05**	8.54
Benefit paid	**-**	(7.70)
Actuarial (gains)/losses	**(22.97)**	(10.02)
Balance as at the end of the year	**154.38**	155.63

bb. Fair value of Plan Assets	**31-Mar-18**	31-Mar-17
Balance as at the beginning of the year	**93.75**	91.41
Expected return on plan assets	**7.54**	7.54
Contributions by the Group	**6.13**	6.05
Benefit paid	**-**	(7.70)
Actuarial gains/(losses)	**0.24**	(3.55)
Balance as at the end of the year	**107.67**	93.75

	31-Mar-18	31-Mar-17
bc. Net liabilities recognised in the Balance Sheet	**46.71**	61.87

bd. Expenses recognised in the Statement of Profit and Loss

	31-Mar-18	31-Mar-17
Current service cost	**10.05**	8.54
Interest cost	**11.68**	12.21
Expected return on plan assets	**(7.54)**	(7.54)
Surplus utilised	**-**	-
Interest shortfall	**-**	-
Total expenses recognised in the statement of profit and loss	**14.19**	13.21

be. The principal assumptions used for the purpose of actuarial valuation are as follows:

Particulars	31-Mar-18	31-Mar-17
India		
Discount Rate *	**7.60%**	7.50%
Expected Rate of Return on Plan Assets **	**7.50%**	7.50%
Salary Escalation Rate ***	**7.00%**	7.00%
Rate of Employee Turnover	**1.00%**	1.00%

* Discount rate is based on the prevailing market yields of Indian Government securities as at the balance sheet date for the estimated term of the obligations.

** The overall expected rate of return on assets is based on the expectation of the average long term rate of return expected on investments of the Fund during the estimated term of the obligations.

*** The estimates of future salary increases considered in actuarial valuation takes into account inflation, seniority, promotion and other relevant factors, such as demand and supply in the employment market.

bf. Sensitivity analysis - the increase / (decrease) in present value of defined benefit obligation to changes in principal assumptions:

Particulars	**31-Mar-18**		31-Mar-17	
	Amount	**%**	Amount	%
- 1% increase in discount rate	**(4.08)**	**-3%**	(1.31)	-1%
- 1% decrease in discount rate	**1.17**	**1%**	1.39	1%
- 1% increase in salary escalation rate	**0.72**	**0%**	0.97	1%
- 1% decrease in salary escalation rate	**(0.67)**	**0%**	(0.93)	-1%
- 1% increase in rate of employee turnover	**0.04**	**0%**	0.02	0%
- 1% decrease in rate of employee turnover	**(0.02)**	**0%**	(0.02)	0%

The above sensitivity analysis are based on a change in an assumption while holding all other assumptions constant. In practice, this is unlikely to occur, and changes in some of the assumptions may be correlated.

Notes to the Consolidated financial statements as on and for the year ended 31st March, 2018.

(All amounts in INR lakhs unless otherwise stated)

Note 11: Employee benefit obligations (Contd...)

(iii) Defined contribution plans:

The group also has certain defined contribution plans. Contributions are made to recognised funds for employees at the priscribed rate of basic salary as per regulations. The contributions are made to registered funds administered/ approved by the government. The obligation of the group is limited to the amount contributed and it has no further contractual nor any constructive obligation. In respect of these plans, contributions paid and recognised in the Statement of Profit and Loss are as follows:

Particulars	**31-Mar-18**	31-Mar-17
Contribution to Employees' Provident Fund	**18.76**	18.94
Contribution to Employees' Superannuation Fund	**14.77**	15.32

Note 12 : Deferred Tax Assets / Liabilities

a) Net Deferred Tax Liabilities:

Significant components of deferred tax assets and liabilities recognised, are disclosed as follows:

Particulars	**31-Mar-18**	31-Mar-17
Major Components of Deferred Tax Assets -		
Employee Benefits -		
- Provision for Gratuity	**12.03**	20.45
- Provision for Leave Encashment	**12.64**	10.34
- Bonus on payment basis	**0.12**	-
Allowances for doubtful trade receivables	**1.68**	2.16
Provision for expenses allowable on payment basis	**6.67**	(2.23)
Business Loss to be carried forward to next year	**12.75**	-
Amortization of financial asset	**40.79**	65.55
MAT Credit for F.Y. 16/17	**14.33**	10.37
	101.01	106.64
Major Components of Deferred Tax Liabilities -		
Property, Plant and Equipment	**366.73**	469.36
	366.73	469.36
Net Deferred tax liabilities	**265.72**	362.72

b) Movement in Deferred Tax (Assets) / Liabilities :

Significant Components of Deferred Tax (Assets) / Liabilities	Property, Plant and Equipment	Employee Benefits	MAT Credit entitlement	Int exp on unwinding financial liability	Int Income on unwinding financial assets	Other Temporary Differences	Business Loss carried forward	Total
As at 1-Apr-2016	468.23	(30.77)	-	6.73	(84.50)	1.81	-	361.50
(Charged)/credited:								
- to statement of profit and loss	1.13	(2.02)	(10.37)	(1.89)	14.11	(1.74)	-	(0.78)
- to other comprehensive income	-	2.00	-	-	-	-	-	2.00
As at 31-Mar-2017	469.36	(30.79)	(10.37)	4.84	(70.39)	0.07	-	362.72
(Charged)/credited:								
- to statement of profit and loss	(102.63)	0.02	(3.96)	(3.04)	27.80	(8.42)	(12.75)	(102.98)
- to other comprehensive income	-	5.98	-	-	-	-	-	5.98
As at 31-Mar-2018	**366.73**	**(24.79)**	**(14.33)**	**1.80**	**(42.59)**	**(8.35)**	**(12.75)**	**265.72**

Unused tax credits for which no deferred tax asset is recognised amounts to Rs. 12 Lakhs as at 31-03-2018.

The unused tax credit will expire as follows:

Year Ended as on	**Nature of Unrecognised DTA**	**Within 1 year**	**1 to 5 years**	**More than 5 years**	**Total**
31-Mar-18	MAT Credit	-	-	12.00	12.00

Notes to the Consolidated financial statements as on and for the year ended 31st March, 2018.

(All amounts in INR lakhs unless otherwise stated)

Note 13: Income tax liabilities (Net)

	31-Mar-18	31-Mar-17	01-Apr-16
Income tax liabilities (Net)	**111.95**	153.42	186.94

Note 14: Other current liabilities

	31-Mar-18	31-Mar-17	01-Apr-16
Non-Current			
Non refundable security deposit	**110.00**	110.00	110.00
	110.00	110.00	110.00
Current			
Advance from Customers	**805.26**	1,159.23	919.39
Payroll taxes payble	**0.14**	0.13	0.19
Statutory tax payables	**6.26**	13.12	1.82
Total	**811.65**	1,172.48	921.40

Notes to the Consolidated financial statements as on and for the year ended 31st March, 2018.

(All amounts in INR lakhs unless otherwise stated)

Note 15: Revenue from operations

	31-Mar-18	31-Mar-17
Revenue form real estate project	**2,333.55**	1,318.77
Lease of real estate	**97.53**	81.39
Sale of wind power	**237.54**	375.76
Trade sales	**-**	657.19
	2,668.62	2,433.11
Other operating revenue		
Income from sale of REC certificate	**70.54**	105.39
Total	**2,739.16**	2,538.50

Note 16: Other income

	31-Mar-18	31-Mar-17
Dividend income from Mutual Funds	**40.56**	39.62
Dividend -Equity Investment	**3.81**	125.87
Interest Income		
-from loan to related party	**134.87**	189.81
-from loan to others	**15.01**	14.43
-from bank	**7.70**	-
- others*	**-**	65.94
-Unwinding of discount on security deposits	**2.02**	1.81
-from financial assets at amortised cost	**47.49**	27.37
Miscellaneous Income	**4.75**	0.23
Profit on Sale of PP&E	**-**	6.58
Provision of earlier years written back	**24.52**	-
Total	**280.74**	471.66

* Interest income -others include Interest on Income tax refund

Notes to the Consolidated financial statements as on and for the year ended 31st March, 2018.

(All amounts in INR lakhs unless otherwise stated)

	31-Mar-18	31-Mar-17
Note 17: Cost of construction/development		
Cost incurred during the period-		
Consumption of material & transportation	**470.91**	258.34
Sub-contract cost, labour and other charges	**231.22**	95.46
Legal cost and consultancy charges	**4.43**	4.50
Other construction expenses	**131.86**	36.95
Depreciation (refer note 21)	**3.61**	3.86
Employee benefit expenses (refer note 19)	**91.94**	106.01
Finance cost (refer note 20)	**112.53**	90.86
Admin cost directly related to construction	**108.14**	93.78
Trade purchases /loss on sale of investment	**-**	232.25
Total	**1,154.64**	922.01

Note 18: Changes in inventories of construction work-in-progress ,finished inventory and securities held as stock in trade

	31-Mar-18	31-Mar-17
Opening balance		
Finished inventory	**-**	127.33
Securities held as stock in trade	**-**	263.14
Construction work-in progress	**1,437.73**	1,518.34
Total opening balance	**1,437.73**	1,908.81
Closing balance		
Finished inventory	**-**	-
Construction work-in progress	**878.14**	1,437.73
Total closing balance	**878.14**	1,437.73
Changes in inventories of work-in-progress, finished inventory and securities held as stock in trade	**559.58**	471.08

Note 19: Employee benefit expense

	31-Mar-18	31-Mar-17
Salaries, wages and bonus	**309.83**	311.42
Contribution to provident and other funds	**33.53**	34.26
Staff welfare expenses	**0.07**	0.18
Less: Charged to construction work in progress	**(91.94)**	(106.01)
Total	**251.49**	239.85

Note 20: Finance costs

	31-Mar-18	31-Mar-17
Interest on borrowings measured at amortised cost	**130.18**	140.03
Bank Charges & Commission	**0.50**	0.15
Less: Charged to construction work in progress	**(112.53)**	(90.86)
Total	**18.15**	49.32

Notes to the Consolidated financial statements as on and for the year ended 31st March, 2018.

(All amounts in INR lakhs unless otherwise stated)

Note 21: Depreciation and amortisation expenses

	31-Mar-18	31-Mar-17
Depreciation of PP&E and Investment Property	**187.41**	191.11
Less: Charged to construction work in progress	**(3.61)**	(3.86)
Total	**183.80**	187.25

Note 22: Other expenses

	31-Mar-18	31-Mar-17
Wind Power Expenses	**129.48**	61.25
Repairs and maintenance		
Buildings	**1.95**	7.81
Others	**0.92**	3.20
Directors Sitting fees	**3.51**	3.32
Rent expenses	**110.93**	105.81
Rates and taxes	**22.14**	45.67
Legal and professional fees	**31.01**	21.97
Advertisement & Sales Promotion	**32.18**	40.50
Provision for doubtful debts	**-**	6.54
Corporate social responsibility expenditure	**25.00**	35.00
Loss on sales of assets		121.48
Miscellaneous expenses	**19.45**	9.76
Total	**376.57**	462.31

Note 22(a): Details of payments to auditors

	31-Mar-18	31-Mar-17
Payment to auditors		
As auditor:		
Audit fee	**1.45**	1.46
Tax audit fee	**0.10**	-
In other capacities		
Taxation matters	**0.20**	0.33
Other services (incl.certification fees)	**0.30**	0.56
Re-imbursement of expenses	**-**	-
Total	**2.05**	2.35

Note 22(b): Corporate social responsibility expenditure

	31-Mar-18	31-Mar-17
Contribution to charity foundation	**25.00**	35.00
Contribution to slum rehabilitation program		-
Total	**25.00**	35.00
Amount required to be spent as per Section 135 of the Act	**24.03**	30.92
Amount spent during the year on		
(i) Construction/acquisition of an asset	**-**	-
(ii) On purposes other than (i) above	**25.00**	35.00

Notes to the Consolidated financial statements as on and for the year ended 31st March, 2018.

(All amounts in INR lakhs unless otherwise stated)

Note 23 : Income Tax Expense

(a) Income Tax Expenses

	31-Mar-18	31-Mar-17
Current Tax		
Current Tax on Profits for the year	**231.00**	170.00
Adjustments of Current tax of prior periods	**-**	(203.08)
Total Current Tax Expenses	**231.00**	(33.08)
Deferred Tax		
Decrease / (Increase) in deferred tax assets	**5.63**	2.11
(Decrease) / Increase in deferred tax liabilities	**(102.63)**	(0.89)
Total Deferred Tax expenses / (benefit)	**(97.00)**	1.22
INCOME TAX EXPENSE	**134.00**	(31.86)

(b) The reconciliation between the provision of income tax and amounts computed by applying statutory income tax rate to profit before taxes is as follows:

	31-Mar-18	31-Mar-17
Profit before taxes	**461.33**	652.24
Enacted Income Tax Rate	**25.75%**	30.90%
Computed Expected Income Tax Expenses	**119.00**	202.00
Share of Loss from Associate & Joint venture not deductible	**3.70**	2.00
Effect of Income exempt from tax	**(9.33)**	(12.49)
Effect of expenses not deductible for income tax purpose	**13.88**	23.36
Effect of deductions under Chapter VI A	**-**	(59.95)
Effect of tax on OCI item of Employee Benefit Obligation	**5.98**	(2.00)
Adjustments of Current tax for prior periods	**-**	(203.08)
Deferred tax relating to prior years	**-**	(8.00)
Reduction in deferred tax liability due to change in tax rate	**(82.53)**	32.30
Losses of Subsidiary not deductible	**15.30**	-
Deferred tax not recognised on MAT paid by Subsidiary	**12.00**	-
Effect of Income chargeable at different rates of tax	**56.00**	(6.00)
Income Tax Expenses	**134.00**	(31.86)

(c) Amounts recognised in OCI

Particulars	31-Mar-18		31-Mar-17	
	Income tax	**Deferred tax**	Income tax	Deferred tax
OCI				
- on remeasurements of post employment benefit obligations	**-**	**5.98**	-	2.00
Total	**-**	**5.98**	-	2.00

(d) Change in Tax Rate

The applicable statutory tax rate for the financial year 2017-18 is 25.75% and for financial year 2016-17 is 30.90%

Notes to the Consolidated financial statements as on and for the year ended 31st March, 2018.

(All amounts in INR lakhs unless otherwise stated)

Note 24 : Fair Value Measurement:-

(a) Financial Instruments by Category :-

	31-Mar-18			31-Mar-17			01-Apr-16		
	FVPL	**FVOCI**	**Amortised cost**	FVPL	FVOCI	Amortised cost	FVPL	FVOCI	Amortised cost
Financial assets									
Investments									
- Equity instruments*	**0.52**	**575.90**		0.53	621.43		0.40	438.08	
- Mutual funds	**956.44**			492.78			1.09		
Trade receivables			**650.84**			188.27			111.64
Loans			**1,863.21**			2,248.45			2,399.53
Cash and cash equivalents			**400.45**			467.13			362.31
Bank balances other than above			**6.00**			12.00			12.00
Security deposits			**24.63**			22.57			22.08
Other Financial Assets			**0.87**			0.00			2.94
Total financial assets	**956.96**	**575.90**	**2,946.00**	493.31	621.43	2,938.42	1.49	438.08	2,910.50
Financial liabilities									
Borrowings			**793.36**			1,041.23			1,177.22
Trade payables			**258.26**			377.10			525.32
Other Financial liabilities			**34.51**			20.57			20.20
Total financial liabilities			**1,086.13**			1,438.90			1,722.74

*Investment includes equity investments in associates and joint ventures which are accounted for using equity method and hence are not required to be disclosed as per Ind AS 107 "Financial Instruments Disclosures". Hence, the same have been excluded from the above table.

(b) Fair Value Hierarchy:-

This section explains the judgements and estimates made in determining the fair values of the financial instruments that are recognised and measured at fair value. To provide an indication about the reliability of the inputs used in determining fair value, the group has classified its financial instruments into three levels prescribed under the accounting standard. An explanation of each level follows underneath the table.

Financial assets and liabilities measured at fair value - recurring fair value measurements at 31-Mar-2018

	Notes	Level 1	Level 2	Level 3	Total
Financial assets					
Financial Investments at FVPL					
Mutual funds	5(a)(2)	956.44	-	-	956.44
Unquoted equity investments	5(a)(1)	-	-	0.52	0.52
Financial Investments at FVOCI					
Equity investments	5(a)(1)	575.90	-	-	575.90
Total financial assets		1,532.34	-	0.52	1,532.86
Financial liabilities		-	-	-	-

Financial assets and liabilities measured at fair value - recurring fair value measurements at 31-Mar-2017

	Notes	Level 1	Level 2	Level 3	Total
Financial assets					
Financial Investments at FVPL					
Mutual funds	5(a)(2)	492.78	-	-	492.78
Unquoted equity investments	5(a)(1)		-	0.53	0.53
Financial Investments at FVOCI					
Equity investments	5(a)(1)	621.43	-	-	621.43
Total financial assets		1,114.21	-	0.53	1,114.74
Financial liabilities		-	-	-	-

Notes to the Consolidated financial statements as on and for the year ended 31st March, 2018.

(All amounts in INR lakhs unless otherwise stated)

Note 24 : Fair Value Measurement:- (Contd….)

Financial assets and liabilities measured at fair value - recurring fair value measurements at 01-Apr-2016

	Notes	Level 1	Level 2	Level 3	Total
Financial assets					
Financial Investments at FVPL					
Mutual funds	5(a)(2)	1.09	-	-	1.09
Unquoted equity investments	5(a)(1)	-	-	0.40	0.40
Financial Investments at FVOCI					
Equity investments	5(a)(1)	438.08	-	-	438.08
Total financial assets		439.17	-	0.40	439.57
Financial liabilities		-	-	-	-

There have been no transfers between levels during the period.

c) Valuation technique used to determine fair value

Level 1: This hierarchy includes financial instruments measured using quoted prices. This includes listed equity instruments and mutual funds that have quoted price. The fair value of all equity instruments which are traded in the stock exchange is valued using the closing price as at the reporting period. The fair value of all mutual funds are arrived at by using closing Net Asset Value published by the respective mutual fund houses.

Level 2: Fair value of financial instruments that are not traded in an active market is determined using valuation techniques which maximize the use of observable market data and rely as little as possible on entity-specific estimates. If all significant inputs required to fair value an instrument are observable, the instrument is included in level 2.

Level 3: If one or more of the significant inputs is not based on observable data, the instrument is included in level 3. This is the case for unlisted equity securities.

d) As per Ind AS 107 "Financial Instrument:Disclosure", fair value disclosures are not required when the carrying amounts reasonably approximate the fair value. Accordingly fair value disclosures have not been made for the following financial instruments:-

1.Trade receivables

2.Cash and cash equivalent

3.Other bank balances

4.Security deposits

5.Interest accrued on deposits

6.Other payables

7.Borrowings

8.Trade payables

9.Capital creditors

10.Unpaid dividends

11.Employee dues

Notes to the Consolidated financial statements as on and for the year ended 31st March, 2018.

(All amounts in INR lakhs unless otherwise stated)

Note 25:-FINANCIAL RISK MANAGEMENT

The group's business activities are exposed to a variety of financial risks, namely liquidity risk, market risks and credit risk. The group's senior management has the overall responsibility for establishing and governing the group's risk management framework. The group has constituted a Risk Management Committee, which is responsible for developing and monitoring the group's risk management policies. The group's risk management policies are established to identify and analyze the risks faced by the group, to set and monitor appropriate risk limits and controls, periodically review the changes in market conditions and reflect the changes in the policy accordingly. The key risks and mitigating actions are also placed before the Audit Committee of the group.

a. MANAGEMENT OF CREDIT RISK

Credit risk is the risk of financial loss to the group if a customer or counter-party fails to meet its contractual obligations and arises principally from the group's receivables from customers, investments in debt securities, loans given to related parties and others.

Trade Receivables

Customer credit risk is managed by requiring customers to pay advances through progress billings before transfer of ownership, therefore ,substantially eliminating the credit risk in this respect.

Based on prior experience and an assessment of the current economic environment , management believes there is no credit risk provision required. Also the group does not have any significant concentration of credit risk.

The ageing of trade receivables is as follows:-

Particulars	**31-Mar-18**	31-Mar-17	01-Apr-16
More than 6 Months	**6.54**	6.67	-
Others	**644.30**	181.16	111.64
Total	**650.84**	188.27	111.64

The amount reflected in the table above are not impaired as on the reporting date.

Other financial assets:-

The group maintains exposure in cash and cash equivalents, term deposits with banks, investments in money market liquid mutual funds. The group has set counter-parties limits based on multiple factors including financial position, credit rating, etc. The group has given inter-corporate deposits (ICD) to its subsidiaries and associates amounting INR ₹ 1508.22 lakhs (31-Mar-2017: ₹ 2298.94 lakhs and 1-APR-2016: ₹ 2980.53 lakhs).It also have loan given to other parties for which periodic analysis is done for any risk of default.

The group's maximum exposure to credit risk is the carrying value of each class of financial assets.

b. MANAGEMENT OF LIQUIDITY RISK

Liquidity risk is the risk that the group will face in meeting its obligations associated with its financial liabilities. The group's approach in managing liquidity is to ensure that it will have sufficient funds to meet its liabilities when due without incurring unacceptable losses or risking damage to group's reputation. In doing this, management considers both normal and stressed conditions.

Management monitors the rolling forecast of the group's liquidity position on the basis of expected cash flows. This monitoring includes financial ratios and takes into account the accessibility of cash and cash equivalents.

The group has access to funds from debt markets through loan from banks .The group invests its surplus funds in bank deposits and debt based mutual funds.

Notes to the Consolidated financial statements as on and for the year ended 31st March, 2018.

(All amounts in INR lakhs unless otherwise stated)

Note 25:FINANCIAL RISK MANAGEMENT (Contd...)

The following table shows the maturity analysis of the group's financial liabilities based on contractually agreed undiscounted cash flows along with its carrying value as at the Balance Sheet date.

			Undiscounted Amount			
Contractual maturities of financial liabilities	Carrying amount	Total	Payable within 1 year	Between 1 and 2 years	Between 2 and 5 years	Payable after 5 years
As at 31-Mar-2018						
Financial Liabilities						
Non-current						
Borrowings	330.52	337.50	-	337.50	-	-
Current						
Borrowings	462.85	462.85	462.85	-	-	-
Trade payables	258.26	258.26	258.26	-	-	-
Unclaimed Dividend	18.44	18.44	18.44	-	-	-
Other financial liabilities	15.37	15.37	15.37	-	-	-
Total Liabilites	1,085.44	1,092.42	754.92	337.50	-	-
As at 31-Mar-2017						
Non-current						
Borrowings	898.23	912.84	-	125.34	787.50	-
Current						
Borrowings	143.00	143.00	143.00	-	-	-
Trade payables	377.10	377.10	377.10	-	-	-
Unclaimed Dividend	19.35	19.35	19.35	-	-	-
Other financial liabilities	1.22	1.22	1.22	-	-	-
Total Liabilites	1,438.90	1,453.51	540.67	125.34	787.50	-
As at 01-Apr-2016						
Non-current						
Borrowings	735.52	755.85	-	143.01	87.84	525.00
Current						
Borrowings	441.70	441.70	441.70	-	-	-
Trade payables	525.32	525.32	525.32	-	-	-
Unclaimed Dividend	19.59	19.59	19.59	-	-	-
Other financial liabilities	0.61	0.61	0.61	-	-	-
Total Liabilites	1,722.74	1,743.07	987.22	143.01	87.84	525.00

c. MANAGEMENT OF MARKET RISK:

Market risk is the risk that the fair value or future cash flows of a financial instrument will fluctuate because of fluctuation in market prices. These comprise three types of risk i.e. currency rate , interest rate and other price related risks. Financial instruments affected by market risk include loans and borrowings, deposits and investments.

i.) Currency Risk and sensitivity:-

The group does not have any currency risk as all operations are within India.

ii.) Interest Rate Risk and Sensitivity:-

Interest rate risk is the risk that the fair value or future cash flows on a financial instrument will fluctuate because of changes in market interest rates. The management is responsible for the monitoring of the group's interest rate position. Various variables are considered by the management in structuring the group's investment to achieve a reasonable ,competitive, cost of funding.

Notes to the Consolidated financial statements as on and for the year ended 31st March, 2018.

(All amounts in INR lakhs unless otherwise stated)

Note 25:FINANCIAL RISK MANAGEMENT (Contd...)

Exposure to interest rate risk
The exposure of the group's borrowing to interest rate changes at the end of the reporting period are as follows:

Particulars	**31-Mar-18**	31-Mar-17	01-Apr-16
Financial Liabilities			
Variable rate instruments	**780.52**	1014.88	1,090.82
Fixed rate instruments	**12.85**	26.35	38.65
Total	**793.36**	1041.23	1129.47
Financial Assets			
Variable rate instruments	**1,863.21**	2,248.45	2,136.23
Total	**1,863.21**	2,248.45	2,136.23

Cash flow sensitivity analysis for variable rate instruments:-
Profit or loss is sensitive to higher/lower interest expense from borrowings as a result of changes in interest rates.

Particulars	Profit /(loss)	
	100bp increase	100bp decrease
March-18		
Financial liabilities (Variable rate instruments)	(7.81)	7.81
Financial Assets (Variable rate instruments)	18.63	(18.63)
	10.82	(10.82)
March-17		
Financial liabilities (Variable rate instruments)	(10.41)	10.41
Financial Assets (Variable rate instruments)	22.48	(22.48)
Cash flow sensitivity (net)	12.07	(12.07)

The group does not have any additional impact on equity other than impact on retained earnings.

iii) Price Risk and Sensitivity:

The group is mainly exposed to the price risk due to its investment in debt mutual funds and invesment Equity instruments carries at FVOCI. The price risk arises due to uncertainties about the future market values of these investments. At 31st March 2018, the investments in debt mutual funds amounts to INR ₹ 956.44 lakhs (31-Mar-2017: ₹ 492.78 lakhs and 1-Apr-2016: ₹ 1.09 lakhs).These are exposed to price risk.

The group has laid policies and guidelines which it adheres to in order to minimise price risk arising from investments in debt mutual funds.

A 1% increase in prices would have led to approximately an additional INR ₹ 9.56 lakhs gain in the Statement of Profit and Loss (2016-17: ₹ 4.93 lakhs gain). A 1% decrease in prices would have led to an equal but opposite effect.

The group also have investment in equities of other companies. The group treats the investment as strategic and thus fair value the investment through OCI. Thus the changes in the market price of the securities are reflected under OCI and hence not having impact on profit and loss. The profit or loss on sale will be considered at the time of final disposal or transfer of the investment. Also investment in associates, subsidiaries and joint venture are carried at cost.

Note 26:- Capital Risk Management

The group's policy is to maintain an adequate capital base so as to maintain creditor and market confidence and to sustain future development. Capital includes issued capital, share premium and all other equity reserves attributable to equity holders. In order to strengthen the capital base, the group may use appropriate means to enhance or reduce capital, as the case may be.

Notes to the Consolidated financial statements as on and for the year ended 31st March, 2018.

(All amounts in INR lakhs unless otherwise stated)

Particulars	31-Mar-18	31-Mar-17	01-Apr-16
Borrowings (current + non-current)	**793.36**	1,041.23	1,090.82
Less: Cash and Cash equivalents (including other bank balances)	**406.45**	479.58	374.31
Less: Current Investment	**956.44**	492.78	1.09
Net Debt	**(569.52)**	68.87	715.42
Equity	**10,189.03**	10,068.67	8,947.75
Net Debt to Equity	**-**	0.68%	8.00%

b) Dividends

Particulars	31-Mar-18	31-Mar-17
Equity shares		
Final dividend for the year ended 31-Mar-2017 of INR ₹ 0.20 (31-Mar-2016 :INR ₹ 0.20) per fully paid share	**82.00**	82.00
Dividends not recognised at the end of the reporting period In addition to the above dividends, since year end the directors have recommended the payment of a final dividend of INR ₹ 0.20 per fully paid equity share (31-Mar-2017 - INR ₹ 0.20). This proposed dividend is subject to the approval of shareholders in the ensuing annual general meeting.	**82.00**	82.00

Note 27: Related party disclosure

A List of related parties (as identified and certified by the Management)

(i)

Name	Relationship
Pudumjee G:Corp Developers	Joint Operation Associate
G-Corp Township Limited	Joint Venture
3P Land Holdings Limited (formerly known as Pudumjee Industries Limited)	Associate Company
Pudumjee Plant Laboratories Limited	Associate Company
Pudumjee Paper Products Limited	Group Company

(ii) Key Management Personnel (KMP)

Name	Designation
Shri Arunkumar M.Jatia	Executive Chairman
Shri V.P.Leekha	Director
Shri S.K.Bansal	Whole-time Director & C.F.O.
Shri B.C.Dalal	Director
Shri V.K.Beswal	Director
Shri Gautam Khaitan	Director
Shri Nandan Damani	Director
Ms.Preeti Mehta	Director
G.N.Jajodia	Director
Dr.Ashok Kumar	Director

(iii) Others

Name	Relationship
Pudumjee Pulp & Paper Mill Limited Office Staff Provident Fund M. P. Jatia Charitable Trust	Entities where KMP have significant influence

Notes to the Consolidated financial statements as on and for the year ended 31st March, 2018.

(All amounts in INR lakhs unless otherwise stated)

B. Transactions with Related Parties

Sr. No.	Particulars	Volume of transactions during		Amount outstanding as on					
		31-Mar-18	31-Mar-17	31-Mar-18		31-Mar-17		01-Apr-16	
				Receivable	Payable	Receivable	Payable	Receivable	Payable
i.	Inter corporate Deposits given								
	Pudumjee Paper Products Limited	1,004.50	1,174.80	2.95	-	-	-	775.03	-
	3P Land Holdings Limited	285.30	629.95	1,505.27	-	1,805.07	-	1,361.20	-
ii.	Interest charged								
	Pudumjee Paper Products Limited	3.28	18.53	-	-	-	-	-	-
	3P Land Holdings Limited	148.64	171.28	-	-	-	-	-	-
iii.	Sale of goods								
	Pudumjee Paper Products Limited	73.56	223.66	0.59	-	25.85	-	-	-
iv.	Purchases Made								
	Pudumjee Paper Products Limited	1.88	0.73	-	0.12	-	-	-	-
v.	Reimbursement of Common Services								
	Pudumjee Paper Products Limited	1.61	2.06	-	-	-	-	-	-
vi.	Rent Received								
	Pudumjee Paper Products Limited	108.73	81.76	-	-	-		-	
vii.	Dividend received								
	Pudumjee Paper Products Limited	3.69	2.47	-	-	-		-	
viii.	Dividend Paid								
	3P Land Holdings Limited	6.83	6.83	-	-	-		-	
ix.	Contribution to Employees' Provident Fund								
	Pudumjee Pulp & Paper Mill Limited Office Staff Provident Fund	16.85	16.85						
x.	Donations given								
	M.P.Jatia Charitable Trust	25.00	15.00						
xi.	Remuneration to Key Management Personnel:								
a)	Short term employment benefits	182.48	182.54	-	-	-	-	-	-
b)	Post employment benefit	43.67	65.88	-	-	-	-	-	-
c)	Other long term benefits	21.33	3.86						
d)	Sitting fees to non-executive directors	3.51	3.32	-	-	-	-	-	-

Notes to the Consolidated financial statements as on and for the year ended 31st March, 2018.

(All amounts in INR lakhs unless otherwise stated)

Note 28:- Contingent Liabilities not provided for in respect of:

	31-Mar-18	31-Mar-17
i) Claims against the Company not acknowledged as debts for excise duty,property tax and commercial claims etc.	**-**	128.34

Note 29 :- Computation of basic and diluted Earning Per Share (EPS)

	31-Mar-18	31-Mar-17
Basic/Diluted EPS:		
(a) Net Profit after tax as per Profit & Loss Account :		
After current and deferred Tax	**333.31**	686.09
(b) Number of Equity shares of ₹ 2/- each :	**410.00**	410.00
(c) Basic & Diluted (in ₹)	**0.81**	1.67

Note30:- Assets pledged as security

Kindly refer note no.10(a) for assets pledged as security.

Note 31:

(a) Operating lease as Leaser

The group leases various offices, land and buildings under non-cancellable operating leases expiring within two to five years. The leases have varying terms, escalation clauses and renewal rights. On renewal, the terms of the leases are renegotiated.

Particulars	**31-Mar-18**	31-Mar-17	01-Apr-16
Commitments for minimum lease payments in relation to non-cancellable operating leases are payable as follows:			
i) not later than one year	**94.52**	94.54	57.48
ii) later than one year and not later than five years	**162.62**	251.73	195.00
iii) later than five years	**Nil**	Nil	Nil

(b) Operating lease as Leasee :-

The group has taken on lease certain land and facilities under operating lease arrangements that expire over the years as shown in the table below. Rental expense incurred by the Company under operating lease agreements totalled approximately ₹ 110.93 lakhs (31-Mar-2017 : ₹ 105.18 lakhs)

Particulars	**31-Mar-18**	31-Mar-17	01-Apr-16
Future minimum lease payments in respect of non-cancellable operating leases are payable as follows:			
i) not later than one year	**114.31**	108.94	103.83
ii) later than one year and not later than five years	**88.9**	201.65	309.03
iii) later than five years	**20.47**	22.04	23.60

Note 32 : First Time Adoption of IND AS :-

These are the group's first financial statement prepared in accordance with Ind AS. For periods up to and including the year ended 31st March, 2017, the group prepared its financial statements in accordance with accounting standards notified under section 133 of the Companies Act 2013, read together with paragraph 7 of the Companies (Accounts) Rules, 2014 (Previous GAAP or Indian GAAP)

The accounting policies set out in Note 2 have been applied in preparing the financial statements for the year ended 31 March 2018. In preparing its opening Ind AS balance sheet, the group has adjusted the amounts reported previously in financial statements prepared in accordance with Previous GAAP. An explanation of how the transition from previous GAAP to Ind AS has affected the group's financial performance and cash flows is set out in the following tables and notes.

Notes to the financial statements as on and for the year ended 31st March, 2018.

(All amounts in INR lakhs unless otherwise stated)

Ind AS 101 allows first-time adopters certain exemptions/exception from the retrospective application of certain requirements under Ind AS. The group has applied the following exemptions/exception:

(A) Ind AS optional exemptions

(i) Business combinations :-

Ind AS 101 provides the option to apply Ind AS 103 prospectively from the transition date or from a specific date prior to the transition date. This provides relief from full retrospective application that would require restatement of all business combinations prior to the transition date.

The group elected to apply Ind AS 103 prospectively to business combinations occurring after its transition date. Business combinations occurring prior to the transition date have not been restated.

(ii) Deemed cost:-

Ind AS 101 permits a first-time adopter to elect to continue with the carrying value for all of its property, plant and equipment as recognised in the financial statements as at the date of transition to Ind AS, measured as per the previous GAAP and use that as its deemed cost as at the date of transition after making necessary adjustments for de-commissioning liabilities. This exemption can also be used for intangible assets covered by Ind AS 38 Intangible Assets

Accordingly ,the group has elected to measure all of its property, plant and equipment and intangible assets at the Previous GAAP carrying value.

(iii) Designation of previously recognised financial instruments:-

Ind AS 101 permits an entity to designate investment in instruments (Other than equity investment in subisdiaries, joint ventures and associates) as at FVOCI based on facts and circumstances as at the date of transition to Ind AS .

The group has availed this exemption to designate certain investment in equity instruments at FVOCI on the date of trasition.

(iv) Transition provisions in an entity's separate financial statements:-

An entity that, in accordance with Ind AS 101, was previously accounting in its separate financial statements for its interest in a joint operation as an investment at cost shall:

a. derecognise the investment and recognise the assets and the liabilities in respect of its interest in the joint operation.

b.provide a reconciliation between the investment derecognised, and the assets and liabilities recognised, together with any remaining difference adjusted in retained earnings, at the date of transition to Ind ASs.

The group has elected to account for its share in each of the assets and liabilities in joint operation in its separate financial statement on transition to Ind AS.

(B) Ind AS mandatory Exceptions:

(i) Estimates:-

An entities estimate in accordance with Ind Ass at the date of transtion to Ind AS shall be consistent with estimates made for the same in accordance with previous GAAP (after adjustments to reflect any difference in accounting policies), unless there is objective evidence that those estimates were in error.

Ind AS estimates as at 1 April 2016 are consistent with the estimates as at the same date made in conformity with previous GAAP. The Group made estimates for following items in accordance with Ind AS at the date of transition as these were not required under previous GAAP:

i)Investment in equity instruments carried at FVPL or FVOCI;

ii) Investment in debt instruments carried at FVPL; and

iii)Impairment of financial assets based on expected credit loss model

Notes to the Consolidated financial statements as on and for the year ended 31st March, 2018.

(All amounts in INR lakhs unless otherwise stated)

(ii) Derecognition of financial assets and financial liabilities :-

Ind AS 101 requires a first-time adopter to apply the de-recognition provisions of Ind AS 109 prospectively for transactions occurring on or after the date of transition to Ind AS. However, Ind AS 101 allows a first-time adopter to apply the de-recognition requirements in Ind AS -109 retrospectively from a date of the entity's choosing, provided that the information needed to apply Ind AS 109 to financial assets and financial liabilities derecognised as a result of past transactions was obtained at the time of initially accounting for those transactions.

The group has elected to apply the de-recognition provisions of Ind AS 109 prospectively from the date of transition to Ind AS.

(iii) Classification and measurement of financial assets :-

Ind AS 101 requires an entity to assess classification and measurement of financial assets (investment in debt instruments) on the basis of the facts and circumstances that exist at the date of transition to Ind AS.

(C) Notes to the reconciliation of equity as at April 01, 2016 and March 31, 2017 ,total comprehensive income for the year ended March 2017 and cashflow as on 01-Apr-2016 and 31-Mar-2017.

I. Reconciliation of equity as at 01-April-2016

	Notes to first-time adoption	Previous GAAP *	Effect of IND AS adjustment	Ind AS
ASSETS				
Non-current assets				
Property, plant and equipment	1	3,340.93	(1,275.53)	2,065.40
Capital work-in-progress		46.49	-	46.49
Investment Property	1		1,242.91	1,242.91
Financial assets				
i. Investments	3	1,107.15	102.08	1,209.23
ii. Loan	5	355.00	(91.70)	263.30
iii. Other financial assets	4	29.45	(7.37)	22.08
Other non-current assets		22.26	-	22.26
Total non-current assets		4,901.28	(29.61)	4,871.67
Current assets				
Inventories	2	3,676.36	13.51	3,689.87
Financial assets				
i. Investments	6	1.09	-	1.09
ii. Loan		2,136.23	-	2,136.23
iii. Trade receivables		111.64	-	111.64
iv. Cash and cash equivalents		362.31	-	362.31
v. Bank balances other than (iv) above*		12.00	-	12.00
vi. Other financial assets		2.94	-	2.94
Other current assets	1,4	1,127.61	38.72	1,166.33
Total current assets		7,430.18	52.23	7,482.41
Total assets		12,331.46	22.62	12,354.08
EQUITY AND LIABILITIES				
Equity				
Equity share capital		820.00	-	820.00
Other equity				
Reserves and surplus	8,9,11	7909.27	(40.77)	7,868.50
Other reserves	3	-	259.25	259.25
Total equity		8,729.27	218.48	8,947.75

Notes to the Consolidated financial statements as on and for the year ended 31st March, 2018. (All amounts in INR lakhs unless otherwise stated)

LIABILITIES				
Non-current liabilities				
Financial Liabilities				
i. Borrowings	7	755.85	(20.33)	735.52
Employee benefit obligations		72.29	-	72.29
Deferred tax liabilities	3,4,5,7	439.27	(77.77)	361.50
Other non-current liabilities		110	-	110.00
Total non-current liabilities		1,377.41	(98.10)	1,279.31
Current liabilities				
Financial liabilities				
i. Current borrowings		86.40	-	86.40
ii. Trade payables		525.33	-	525.33
iii. Other financial liabilities		375.5	-	375.50
Employee benefit obligations		31.45	-	31.45
Income tax liabilities (Net)	8	202.71	(15.77)	186.94
Other current liabilities	8	1003.4	(82.00)	921.40
			-	
Total current liabilities		2,224.78	(97.77)	2,127.02
Total liabilities		3,602.19	(195.87)	3,406.33
Total equity and liabilities		12,331.46	22.62	12,354.08

* The previous GAAP figures have been reclassified to conform to Ind AS presentation requirements for the purposes of this note.

II. Reconciliation of equity as at 31 March 2017

	Notes to first-time adoption	Previous GAAP *	Effect of IND AS adjustment	Ind AS
ASSETS				
Property, plant and equipment	1	3554.88	(1,313.64)	2,241.24
Capital work-in-progress		130.87	-	130.87
Investment Property	1		1,282.34	1,282.34
Financial assets				-
i. Investments	3	1201.88	630.58	1,832.46
ii. Loan		0	-	-
iii. Other financial assets	4	28.12	(5.55)	22.57
Other non-current assets		7.26	-	7.26
Total non-current assets		4,923.01	593.73	5,516.74
Current assets				-
Inventories		3,330.15	-	3,330.15
Financial assets				-
i. Investments		492.78	-	492.78
ii. Loan	5	2,312.79	(64.34)	2,248.45
iii. Trade receivables		188.27	-	188.27
iv. Cash and cash equivalents		467.58	-	467.58
v. Bank balances				
other than (iv) above*		12.00	-	12.00
vi. Other financial assets		-		
Other current assets	1,4	1,126.25	35.15	1,161.40

Notes to the financial statements as on and for the year ended 31st March, 2018.

(All amounts in INR lakhs unless otherwise stated)

Total current assets		7,929.82	(29.19)	7,900.63
Total assets		12,852.83	564.54	13,417.37
EQUITY AND LIABILITIES				
Equity				
Equity share capital		820.00	-	820.00
Other equity				
Reserves and surplus	8,9,11	8603.97	(144.04)	8,459.93
Other reserves	3	-	788.74	788.74
Total equity		9,423.97	644.70	10,068.67
LIABILITIES				
Non-current liabilities				
Financial Liabilities				
i. Borrowings	7	912.85	(14.62)	898.23
Employee benefit obligations		76.23	-	76.23
Deferred tax liabilities	3,4,5,7	428.27	(65.55)	362.72
Other non-current liabilities		110.00	-	110.00
Total non-current liabilities		1,527.35	(80.17)	1,447.18
Current liabilities				
Financial liabilities				
i. Current borrowings			-	-
ii. Trade payables		377.10	-	377.10
iii. Other financial liabilities		163.57	-	163.57
Employee benefit obligations		34.95	-	34.95
Income tax liabilities (Net)		153.42	-	153.42
Other current liabilities		1,172.47	0.01	1,172.48
Total current liabilities		1,901.51	0.01	1,901.52
Total liabilities		3,428.86	(80.16)	3,348.69
Total equity and liabilities		12,852.83	564.54	13,417.37

* The previous GAAP figures have been reclassified to conform to Ind AS presentation requirements for the purposes of this note.

III. Reconciliation of total equity as at 31-Mar-2017 and 01-Apr-2016

Description	Notes to first -time adoption	31-Mar-17	01-Apr-16
Total equity (shareholder's funds) as per previous GAAP		9,423.97	8,729.27
Ind AS adjustments:			
Amortisation of financial liabilities on transition date	7	20.33	20.33
Interest income on unwinding of amortisation of financial assets	4,5	29.19	-
Amortisation of financial assets on transition date	5	(91.69)	(91.69)
Interest expense on unwinding of discount on financial liabilities	7	(5.72)	-
Amortisation of advance rentals	4,1	(3.53)	(1.28)
Reversal of proposed dividend and DDT	9	-	97.77
Deferred taxes on above Ind AS adjustments	4,5,7	65.55	77.77
Fair valuation of Investment in equitiy instruments carried at OCI	3	788.74	259.26
Consolidation of equity using equity method		(158.17)	(157.16)
Fair valuation of securities held as stock in trade	2	-	13.50
Total Adjustments		644.70	218.50
Total equity (shareholder's funds) as per Ind AS		10,068.67	8,947.75

Notes to the financial statements as on and for the year ended 31st March, 2018.

(All amounts in INR lakhs unless otherwise stated)

IV Reconciliation of total comprehensive income for the year ended 31-Mar-2017

	Notes to first-time adoption	Previous GAAP *	Effect of IND AS adjustment	Ind AS
Continuing operations				
Revenue from operations		2,538.50	-	2,538.50
Net Profit from Real Estate Activity		-		
Other income (net)	4,5	442.47	(29.19)	471.66
Total income		2,980.97	(29.19)	3,010.16
Expenses				
Cost of material consumed		922.01	(0.00)	922.01
Changes in inventories of work-in-progress, and finished inventory	2	457.57	(13.51)	471.08
Employee benefit expense	9	233.38	(6.47)	239.85
Finance costs	7	43.60	(5.72)	49.32
Depreciation and amortisation expense	1	188.55	1.30	187.25
Other expenses	1,4	458.76	(3.55)	462.31
Total expenses		2,303.87	(27.96)	2,331.83
Profit before Prior period items and tax		677.10	(1.23)	678.33
Share of profit /loss from associate and joint venture		(6.71)	-	(6.71)
Prior period expenses		(19.39)	-	(19.39)
Profit before tax		651.00	(1.23)	652.24
Income tax expense				
- Current tax	1	170.00	-	170.00
- Deferred tax	4,5,6,8	(12.09)	(11.31)	(0.78)
Provision for tax for earlier years written back		(203.08)	-	(203.08)
Profit for the year		696.17	10.08	686.09
Other comprehensive income				
A(i) Items that will be reclassified to profit or loss			-	-
(ii) Income tax relating to items that will be reclassified to profit or loss		-	-	-
			-	
B (i) Items that will not be reclassified to profit or loss		-		
-Share of changes in fair value of FVOCI equity instrument from associate	3	-	(346.14)	346.14
- Changes in fair value of FVOCI equity instruments	3	-	(183.35)	183.35
- Remeasurements of post-employment benefit obligations	9	-	(6.47)	6.47
(ii) Income tax relating to items that will not be reclassified to profit or loss	9	-	2.00	(2.00)
Other comprehensive income for the year, net of tax		-	(533.96)	533.96
Total comprehensive income		696.17	(523.89)	1,220.06

Notes to the Consolidated financial statements as on and for the year ended 31st March, 2018.

(All amounts in INR lakhs unless otherwise stated)

v Impact of Ind AS adoption on the statements of cash flows for the year ended March 31, 2017

	Notes to first-time adoption	Amounts as per previous GAAP	Effect of transition to Ind AS	Amount as per Ind AS
Net cash flow from operating activities	1	823.54	0.01	823.55
Net cash flow from investing activities	1	(434.26)	(0.00)	(434.26)
Net cash flow from financing activities	1	(284.01)	-	(284.01)
Net increase / (decrease) in cash and cash equivalents		105.27	0.00	105.27
Cash and cash equivalents as at April 1, 2016		362.31	-	362.31
Effects of exchange rate changes on cash and cash equivalents		-	-	-
Cash and cash equivalents as at March 31, 2017		467.58	0.00	467.58

vi Analysis of changes in cash and cash equivalents for the purposes of cash flows under Ind AS

	Notes to first-time adoption	31-Mar-17	01-Apr-16
Cash and cash equivalents as per previous GAAP		467.58	362.31
GAAP adjustments	1	0.00	-
Cash and cash equivalents for the purpose of statement of cash flows		467.58	362.31

(D) Notes to first time adoption

Note 1: Property, plant and equipment

"Industrial land and buildings and one commercial property, total of ₹ 1223.41 lakhs (31-Mar-2017: ₹ 1282.34 lakhs) shown as fixed assets under Indian GAAP has been reclassified to Investment property under Ind AS.“Further lands, of total carrying value ₹ 31.33 lakhs as on transition date, taken on lease for 20-25 years that were earlier recognised as fixed asset in previous GAAP; have been recognised under other non-current assets as prepaid rent under Ind AS."

Note 2 : Fair value of securities held as stock in trade

Securities held as stock in trade were measured at lower of cost or net realisable value. Under Ind AS, these investments are required to be measured at fair value. The resulting fair value changes amounting to ₹ 13.51 lakhs, of these investments as on transition date have been recognised in retained earnings. Subsequent fair value changes have been recognised in statement of profit and loss.

Note 3: Fair valuation of investments in equity instruments

"Under the previous GAAP, investments in equity instruments were classified as long-term investments or current investments based on the intended holding period and realisability. Long-term investments were carried at cost less provision for other than temporary decline in the value of such investments. Current investments were carried at lower of cost and fair value. Under Ind AS, these investments are required to be measured at fair value. The resulting fair value changes of these investments have been recognised in reserves under FVOCI - Equity investments, as at the date of transition and subsequently in the other comprehensive income for the year ended March 31, 2017. This increased the reserves by ₹ 529.49 lakhs as at 31st March, 2017 (1st April, 2016: ₹ 259.25 lakhs).

Consequent to the above, the total equity as at 31st March, 2017 increased by ₹ 788.74 lakhs (1st April, 2016 - ₹ 259.25 lakhs) and other comprehensive income for the year ended 31st March, 2017 increased by ₹ 529.49 lakhs.

Note 4: Other financial assets - Security deposits

Interest free security deposits have been accounted for at amortised cost using market rates of interest. The difference between the nominal amount of deposits and the amortised cost as at the date of transition to Ind AS of ₹ 7.37 lakhs (31st March, 2017: ₹ 5.39 lakhs) has been classified as prepaid expenses under other non-current assets. Interest income on deposits is recognised on effective interest rate basis disclosed under Other income and the prepaid expense is amortised on a straight line basis over the period of deposit disclosed under Other expenses - Rent.

Notes to the Consolidated financial statements as on and for the year ended 31st March, 2018.

(All amounts in INR lakhs unless otherwise stated)

Note 5: Other financial assets - Loan

The Company has given loans at below market rate of interest, that have been accounted for at amortised cost using market rates of interest. The difference between the nominal amount of loan and the amortised cost as at the date of transition to Ind AS of ₹ 91.69 lakhs has been accounted in retained earnings. The differential interest is accrued as income over the period of the loan. Accordingly, for the year ended 31st March 2017 ₹ 27.37 lakhs accrued interest income was included in the loan amount.

Note 6: Investments in mutual funds

Under Indian GAAP, investment in mutual funds were measured at cost plus any accrued dividend. Under Ind AS, these are measured at fair value.

Note 7: Borrowings

The group had, as per previous GAAP, charged transaction costs incurred in connection with borrowings to profit or loss in the year it acquired the borrowings. Under Ind AS, transaction costs are included in the initial recognition amount of financial liability and charged to profit or loss using the effective interest method. This has resulted in increase in retained earning as on transition date, i.e. 1st April, 2016 by ₹ 20.33 lakhs, with corresponding reduction in borrowings. Consequently in the subsequent year ended 31st March, 2017, finance cost, calculated using effective interest rate was higher by ₹ 5.72 lakhs.

Note 8: Proposed dividend

Under the previous GAAP, dividends proposed by the board of directors after the balance sheet date but before the approval of the financial statements were considered as adjusting events. Accordingly, provision for proposed dividend was recognised as a liability. Under Ind AS, such dividends are recognised when the same is approved by the shareholders in the general meeting. Accordingly, the liability for proposed dividend (including dividend distribution tax thereon) of ₹ NIL as at 31st March, 2017 (1st April, 2016: ₹ 97.77 lakhs) included under provisions has been reversed with corresponding adjustment to retained earnings. Consequently, the total equity increased by an equivalent amount.

Note 9: Remeasurements of post-employment benefit obligations

Under Ind AS, remeasurements i.e. actuarial gains and losses and the return on plan assets, excluding amounts included in the net interest expense on the net defined benefit liability are recognised in other comprehensive income instead of profit or loss. Under the previous GAAP, these remeasurements were forming part of the profit or loss for the year. As a result of this change, the profit for the year ended March 31, 2017 increased by ₹ 6.47 lakhs. There is no impact on the total equity as at March 31, 2017.

Note 10: Other comprehensive income

Under Ind AS, all items of income and expense recognised in a period should be included in profit or loss for the period, unless a standard requires or permits otherwise. Items of income and expense that are not recognised in profit or loss but are shown in the statement of profit and loss as other comprehensive income include remeasurements of defined benefit plans and taxes thereon. The concept of other comprehensive income did not exist under previous GAAP.

Note 11: Retained earnings

Retained earnings as at 1st April, 2016 has been adjusted consequent to the above Ind AS transition adjustments.

Notes to the Consolidated financial statements as on and for the year ended 31st March, 2018.

(All amounts in INR lakhs unless otherwise stated)

Note 33: Interest in other entities

a) Details of Subsidiary / Associate /Joint Venture/Joint Operation :

Name of Entity	Place of Business/ Country of Incorporation	Ownership interest held by the Group			Ownership interest held by non-controlling interests		
		31-Mar-18 %	31-Mar-17 %	01-Apr-16 %	31-Mar-18 %	31-Mar-17 %	01-Apr-16 %
I) Subsidiary							
a) Pudumjee Investment & finance Co.Ltd.	India	100	100	100	-	-	-
II) Joint Operation							
a) M/s Pudumjee-G : Corp Developers	India	60	60	60	40	40	40
III) Joint Venture							
a) M/s G : Corp Township Pvt.Ltd.	India	50	50	50	50	50	50
IV) Associate							
a) 3P Land Holding Limited	India	27.24	27.24	27.24	N. A.	N. A.	N. A.
b) Pudumjee Plant Laboratories Ltd.	India	27.11	27.11	27.11	N. A.	N. A.	N. A.

b) The group has a 60% interest in a joint arrangement called the Pudumjee Gcorp Developers which was set up as a partnership together with Gcorp Dwellings Pvt. Ltd. to develop properties for residential housing and commercial spaces.

c) Financial information of subsidiary / Joint Venture /Joint Operation :

	Pudumjee Investment & Finance Co.Ltd.		M/S Pudumjee-G : Corp Developers		G: Corp Township Pvt. Ltd.	
	31-Mar-18	31-Mar-17	31-Mar-18	31-Mar-17	31-Mar-18	31-Mar-17
Share Capital	362.85	362.85	70.00	70.00	201.00	201.00
Reserves & Surplus	(210.86)	(105.45)	-	-	(29.32)	(4.63)
Total Assets	326.62	914.40	3,174.46	3,896.60	204.48	200.22
Total Liabilities	326.62	914.40	3,174.46	3,896.60	204.48	200.22
Investment	306.52	914.40	8.11	30.84	-	-
Revenue	-	985.71	3,889.25	2,197.75	-	-
Profit / (Loss) before Tax	(60.57)	64.61	1,037.11	671.05	(24.68)	(4.27)
Profit / (Loss) after Tax	(72.57)	64.61	672.11	446.05	(24.68)	(4.27)
Other Comprehensive Income (Net)	(32.85)	132.28	-	-	-	-
Total Comprehensive income	(105.42)	196.89	672.11	446.05	(24.68)	(4.27)
Proposed Dividend	-	-	-	-	-	-

Notes to the Consolidated financial statements as on and for the year ended 31st March, 2018.

(All amounts in INR lakhs unless otherwise stated)

Note 34: Additional information required by Schedule III:

Name of the entity	Net Assets, i.e., total assets minus total liabilities		Share in profit or loss		Share in other comprehensive income		Share in total comprehensive income	
	As % of consolidated net assets	Amount	As % of consolidated profit or loss	Amount	As % of consolidated OCI	Amount	As % of TCI	Amount
1	2	3	4	5	6	7	8	9
Subsidiary(Indian)								
1) Pudumjee Investment & Finance Company Ltd.								
31-Mar-18	1.90%	193.60	-21.77%	(72.55)	28.75%	(32.85)	-48.12%	(105.40)
31-Mar-17	4.93%	495.89	9.42%	64.61	24.77%	132.28	16.14%	196.89
Associates (as per the equity method)								
Indian								
1) Pudumjee Plant & Laboratories Ltd. *								
31-Mar-18	-	-	-	-	-	-	-	-
31-Mar-17	-	-	-	-	-	-	-	-
2) 3P Land Holdings Ltd.								
31-Mar-18	10.09%	1,027.57	-0.60%	(2.00)	75.23%	(85.95)	-40.15%	(87.95)
31-Mar-17	11.05%	1,112.31	-0.67%	(4.58)	64.82%	346.14	28.00%	341.56
Joint Operation (as per proportionate consolidation)								
1) Pudumjee G corp Developers								
31-Mar-18	4.28%	435.67	120.99%	403.27	-	-	184.10%	403.27
31-Mar-17	2.98%	300.03	39.01%	267.63	-	-	21.94%	267.63
Joint Venture (as per equity method)								
2) G corp Township Pvt.Ltd								
31-Mar-18	0.84%	85.85	-3.70%	(12.34)	-	-	-5.63%	(12.34)
31-Mar-17	0.98%	98.19	-0.31%	(2.14)	-	-	-0.18%	(2.14)

* Since the company has made full provision for it's investment in Pudumjee Plant Laboratories Ltd, the loss suffered by later has been ignored while consolidating the accounts in accordance with Indian Accounting standard IND AS 28.

Notes to the Consolidated financial statements as on and for the year ended 31st March, 2018.

(All amounts in INR lakhs unless otherwise stated)

Note 35: Segment reporting

A. Basis of Segmentation:

The Board of Directors of Holding Company examines the Group's performance based on the nature of products and services and has identified below mentioned reportable segments of its business as follows:

(a) Real Estate Business

(b) Wind Power Generation

(c) Investment

Segment Revenue, Result, Assets and Liabilities include the respective amounts identifiable to each of the segments and amount allocated on a reasonable basis. Unallocated expenditure/income consist of common expenditure incurred for all the segments and expenses incurred or interest/investment income earned at corporate level. The assets and liabilities that cannot be allocated between the segments are shown as unallocated assets and unallocated liabilities respectively.

The accounting policies of the reportable segments are same of the group's accounting policies described in Note 2. The operating segments reported are the segments of the Group for which separate financial information is available. Profit before tax (PBT) are evaluated regularly by the CODM in deciding how to allocate resources and in assessing performance. The Group's financing (including finance costs and finance income) and income taxes are reviewed on an overall basis and are not allocated to operating segments, however finance cost relating to directly attributable specific borrowing is disclosed against respective segment. Transfer prices between operating segments are on an arm's length basis in a manner similar to transactions with third parties.

B. Information about Reportable Segments

The following table presents revenue, profit, assets and liabilities information regarding the Group's business segments:

	31-Mar-18	31-Mar-17
Segment Revenue		
a) Real Estate Business	**2,431.08**	1,400.16
b) Wind Power Generation	**308.08**	481.15
c) Investment	**-**	657.19
Total	**2,739.16**	2,538.50
Less: Inter segment revenue	**-**	-
Net sale/ Income from operation	**2,739.16**	2,538.50
Segment Results (Profit before interest, tax & depreciation) :		
a) Real Estate Business	**706.58**	449.57
b) Wind Power Generation	**175.71**	416.94
c) Investment	**(63.12)**	163.69
Total	**819.17**	1,030.20
Less: Depreciation		
a) Real Estate Business	**75.83**	81.50
b) Wind Power Generation	**101.15**	99.50
c) Investment	**-**	-
Total	**176.98**	181.00
Less : Finance Cost		
a) Real Estate Business	**7.63**	5.72
b) Wind Power Generation	**8.01**	40.24
c) Investment	**0.10**	0.08
Total	**15.74**	46.04

Notes to the Consolidated financial statements as on and for the year ended 31st March, 2018.

(All amounts in INR lakhs unless otherwise stated)

Add/(Less): Other unallocable income/(expenses), net	**165.12**	150.93
Profit before tax	**461.33**	652.24
Segment Assets		
a) Real Estate Business	**6,102.86**	6,645.93
b) Wind Power Generation	**2,037.04**	2,107.85
c) Investment	**19.10**	0.84
d) Unallocated	**4,529.07**	4,662.75
Total Assets	**12,688.07**	13,417.37
Segment Liabilities		
a) Real Estate Business	**1,942.29**	2,478.39
b) Wind Power Generation	**23.16**	155.61
c) Investment	**4.81**	3.35
d) Unallocated	**528.78**	711.34
Total Liabilities	**2,499.04**	3,348.69

C. Information about customers

There are no reportable major customers for the year ended 31-Mar-2018 and previous year 31-Mar-2017. The Group is domiciled in India. The amount of its revenue from external customers broken down by location of the customers is shown in the table below.

Revenue from external customers	**31-Mar-18**	31-Mar-17
Within India	2,739.16	2,538.50
Outside India	-	-
Total	**2,739.16**	2,538.50
Non Current Assets **	**31-Mar-18**	31-Mar-17
Within India	3,545.64	3,661.71
Outside India	-	-
Total	**3,545.64**	3,661.71

** Non current assets for this purpose does not include financial assets.

Note 36: Disclosure for changes in Financial Liabilities (as per amendment to Ind AS 7)

Particulars	31-Mar-17	Cash Flows	Non cash changes /Fair value/ Amortisation	31-Mar-18
Long term borrowings (including current maturities)	898.23	(112.49)	7.63	793.37
Short term borrowings	143.00	(143.00)	-	-
Total liabilities from financing activities	1,041.23	(255.49)	7.63	793.37

Note 37: Reclassification

Previous year figure's have been reclassified to confirm to this year's classification

The accompanying notes are integral part of the financial statements.

As per our report of date attached

For and on behalf of the Board of Directors of AMJ Land Holdings Limited

For J M AGRAWAL & CO.
Firm Registration No - 100130W
Chartered Accountants

B.C. DALAL
Director

A. K. JATIA
Executive Chairman

PUNIT AGRAWAL
Partner
Membership No - 148757

R. M. KULKARNI
Company Secretary

S. K. BANSAL
Director (Finance) &
Chief Financial Officer

Place : Lonavala
Date : 26th May, 2018

Place : Lonavala
Date : 26th May, 2018

Form AOC-1

Statement containing salient features of financial statements of Subsidiaries /Associate Companies/Joint Ventures
(Pursuant to first proviso to sub-section (3) of section 129 read
with rule 5 of Companies (Accounts) Rules, 2014)

PART- A (Subsidiary)

₹ In Lakhs (Except No. of shares and percentages)

Name of the subsidiary	Pudumjee Investment & Finance Co. Ltd.
Reporting period for the subsidiary concerned	01-04-2017 to 31-03-2018
Share capital	499.00
Reserves & surplus	(377.91)
Total assets	127.24
Total Liabilities	127.24
Investments	107.24
Turnover	-
Profit before taxation	65.35
Provision for taxation	12.00
Profit after taxation	53.35
Proposed Dividend	NIL
% of shareholding	100%
Names of subsidiaries which are yet to commence operations	NA

Part "B": Associates and Joint Ventures

Statement pursuant to Section 129 (3) of the Companies Act, 2013 related to Associate Companies and Joint Ventures

Name of Associates/ Joint Ventures	Pudumjee Plant Laboratories Ltd.	3P Land Holdings Ltd.	Pudumjee - G:Corp Developers	GCorp Township Private Limited
Latest audited Balance Sheet Date	31st March, 2018	31st March, 2018	31st March, 2018	31st March, 2018
Shares of Associate/Joint Ventures held by the company on the year end				
i) Number of Shares	6,75,000	49,02,515	NA	10,05,000
ii) Amount of Investment in Associates/ Joint Venture at cost	60.00	667.56	35.00	100.75
iii) Extent of Holding %	27.11%	27.24%	60%	50%
Description of how there is significant influence	Note - A	Note - A	Note - A	Note - A
Reason why the associate is not consolidated	The Company has made full provisionfor its investment in Pudumjee Plant Laboratories Ltd. and the loss suffered has been ignored while consolidating the accounts in accordance with Ind AS-28.	NA	NA	
Networth attributable to Shareholding/ Partner as per latest audited Balance Sheet	(79.38)	468.96	42.00	(14.91)
Profit / Loss for the year				
i) Considered in Consolidation	---	(2.00)	403.27	(12.34)
ii) Not Considered in Consolidation (₹ Lakhs)	(244.29)	---	---	--

Note - A : The Company holds more than 20% shareholding in associated companies directly and through its subsidiaries. In Pudumjee - G Corp Developers, the Company has 60% of profit sharing.

For and on behalf of the Board of Directors of AMJ Land Holdings Limited

B.C. DALAL
Director

A. K. JATIA
Executive Chairman

R. M. KULKARNI
Company Secretary

S. K. BANSAL
Director (Finance) &
Chief Financial Officer

Place : Lonavala
Date : 26th May, 2018

FORM NO. MGT-11
Proxy Form
[Pursuant to section 105(6) of the Companies Act, 2013 and rule 19(3) of the Companies (Management and Administration) Rules, 2014]

Name of the Company : **AMJ LAND HOLDINGS LIMITED** (Formaly known as Pudumjee Pulp & Paper Mills Limited)
Registered office : **THERGAON, PUNE 411 033. CIN: L21012MH1964PLC013058**

Name of the member (s)	:
Registered address	:
E-Mail Id	:
Folio No./ Client Id/DPID	:

I/We, being the member (s) of ..... Shares of the above named company, hereby appoint,

1. Name : .....
   Address : .....
   E-mail Id : .....
   Signature : ..... or failing him
2. Name : .....
   Address : .....
   E-mail Id : .....
   Signature : ..... or failing him
3. Name : .....
   Address : .....
   E-mail Id : .....
   Signature : .....

as my/ our proxy to attend and vote (on a poll) for me/ us and on our behalf at the 53rd Annual General Meeting of the company, to be held on the Saturday, the 21st day of July, 2018 at 11.30 a.m. (ST) at the Registered Office of the Company at Thergaon, Pune 411 033 and at any adjournment thereof in respect of such resolutions as are indicated below :

Resolution No(s). (Please ✓ at appropriate ☐ below)

1. Adoption of Accounts & Reports of Directors & Auditors ☐
2. Appointment of Director retiring by rotation ☐
3. Declaration of Dividend ☐
4. Ratification of Appointment of Auditors and fixing their remuneration ☐
5. Consent to the subsisting contracts already entered/to be entered into with Related Party(ies) ☐
6. Approval for providing loans to Bodies Corporate(s) ☐

Signed this……day of ……..2018.

Affix Revenue Stamp

Signature of shareholder
Signature of Proxy holder(s)

Note : This form of proxy in order to be effective should be duly completed and deposited at the Registered Office of the Company, not less than 48 hours before the commencement of the Meeting.

AMJ LAND HOLDINGS LIMITED

(Formaly known as Pudumjee Pulp & Paper Mills Limited)

Registered Office:- Thergaon, Pune - 411 033.
Tel: +91-20-30613333, Fax: +91-20-40773388
CIN:- L21012MH1964PLC013058
Website : www.amjland.com, Email : sk@pune.pudumjee.com

ATTENDANCE SLIP

Please complete and sign this attendance slip and hand over at the entrance of the meeting hall.

1. Name and Registered Address of the sole / first named Shareholder :

2. Name(s) of the Joint Shareholder(s) if any :

3. Name of Proxy (if any) :

4. Registered Folio No./DPID & Client ID No. :

5. Number of Shares held :

I hereby record my presence at the 53rd Annual General Meeting of the Company at its Registered Office at Thergaon, Pune 411 033, at 11.30 a.m. (ST) on Saturday, the 21st day of July, 2018.

Signature of the Member/Proxy

COURIER / REGD. POST

If undelivered, please return to :

AMJ LAND HOLDINGS LIMITED

(Formerly known as Pudumjee Pulp & Paper Mills Limited)

Thergaon, Pune – 411 033.

PRABODH
2447503